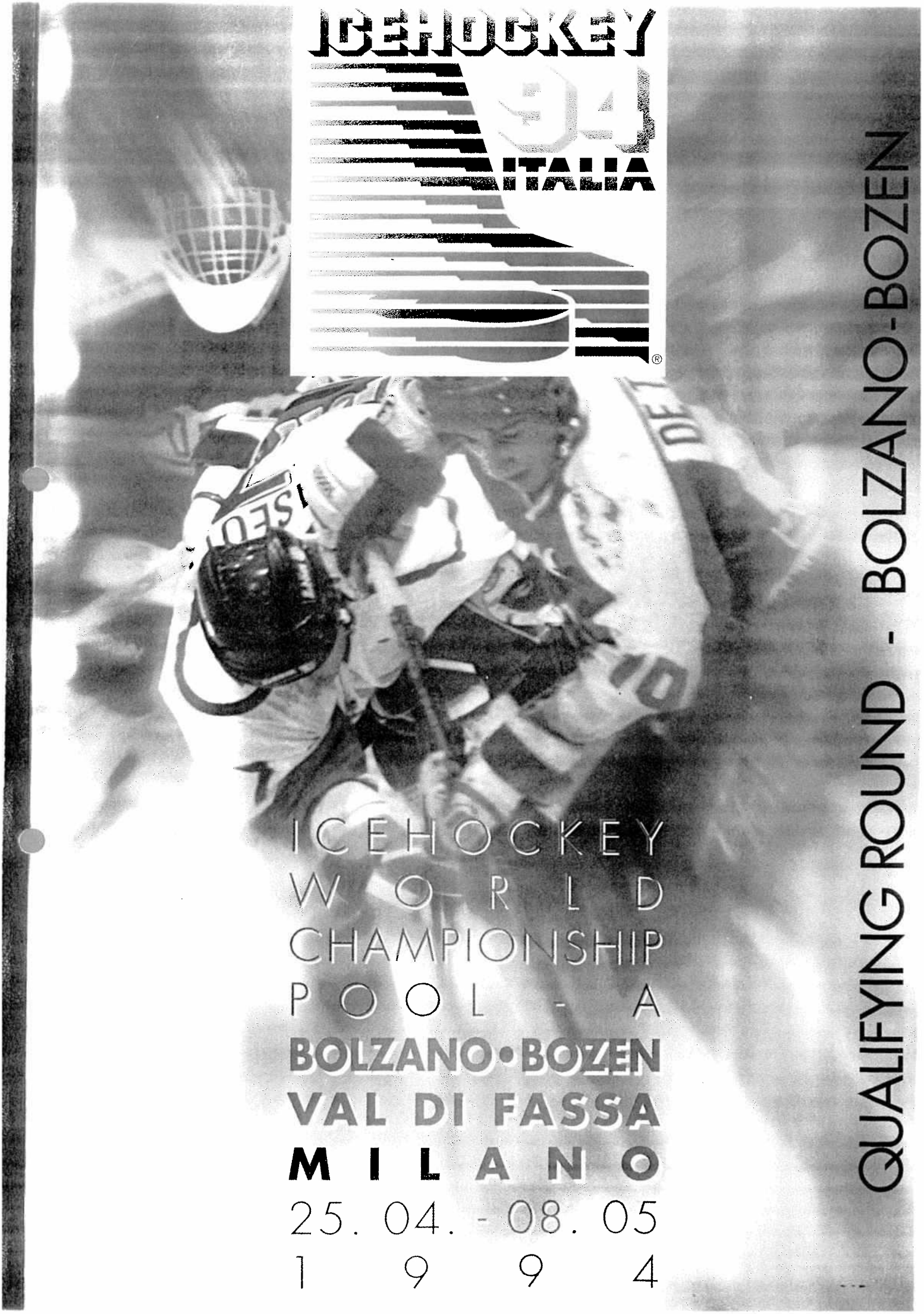
ICEHOCKEY
94
ITALIA
ICEHOCKEY
WORLD
CHAMPIONSHIP
POOL - A
BOLZANO•BOZEN
VAL DI FASSA
MILANO
25.04. - 08.05
1994
QUALIFYING ROUND - BOLZANO-BOZEN

PREFAZIONE

I Campionati Mondiali di Hockey su Ghiaccio 1994 di Bolzano, Val di Fassa e Milano si sono conclusi. Il Comitato Organizzatore Centrale ed i tre Comitati Locali desiderano ringraziare tutti coloro i quali hanno contribuito alla perfetta riuscita della Manifestazione. Un caloroso ringraziamento va, in primo luogo, alle dodici squadre ed ai rispettivi staff tecnici, agli arbitri, agli sponsors ed i rappresentanti dei mass-media, provenienti da oltre 20 paesi. Si ringraziano inoltre le ditte Gestetner e Laura Lorenzon di Bolzano, che hanno reso possibile l´intera stesura di questo annuario statistico della 58^ edizione dei Campionati del Mondo.

Questa documentazione, pietra miliare nel suo genere, speriamo possa offrire a tutti gli interessati un mezzo per promuovere l´hockey su ghiaccio a livello mondiale.

PREFACE

The Ice Hockey World Championship 1994 in Bolzano, Val di Fassa and Milan has come to an end. The Central Organizing Committee and the three Local Committees would like to thank all those who have contribuited to the success of this great sports event, particularly the teams, referees, officials, sponsors amd media representatives. A special thank goes to the companies Gestetner and Laura Lorenzon (Bolzano), which allowed us to produce the final sport statistics immediately after the games´end.

We hope that this complete documentation we have been able to provide all those interested in Ice Hockey with a milestone in the worldwide development of this sport.

VORWORT

Die Eishockeyweltmeisterschaft 1994 in Bozen, Fassatal und Mailand ist zu Ende. Das zentrale Organisationskomitee und die drei lokalen Organisationskomitees bedanken sich bei allen, die zum hervorragenden Gelingen dieser Spiele ihren Beitrag geleistet haben, besonders den zwölf Mannschaften, den Schiedsrichtern, den Offiziellen, den Sponsoren und den Medienvertretern aus mehr als zwei Dutzend Ländern. Ein Lob geht außerdem an die Firma Gestetner und Laura Lorenzon (Bozen), denen es zu verdanken ist, daß dieser Sport-Statistik Endbericht unmittelbar zum Abschluß der 58. Weltmeisterschaft herausgegeben werden kann.

Mit dieser Sportdokumentation wird allen Interessierten eine detaillierte Unterlage überreicht, die einen Meilenstein in der weltweiten Entwicklung des Eishockeysportes darstellt. Mit großem Vergnügen stellen wir Ihnen diese Statistiken zur Verfügung.

IIHF DIRETTORATO - IIHF DIREKTORAT - IIHF DIRECTORATE

Dr. Günther Sabetzki	Presidente - President - Präsident
Ing. Miroslav Subrt	Vice Presidente - Vice President - Vizepräsident
Gordon Renwick	Vice Presidente - Vice President - Vizepräsident
Kai Hietarinta	Tesoriere - Treasury - Schatzmeister
Shoichi Tomita	
György Pasztor	
Walter Bush	
Dr. Hans Dobida	
Rene´ Fasel	
Yuri Korolev	
Dr. Paul Seeber	
Dr. Manfred v. Call	
Ion Haukeland	
Christer Englund	
Art Berglund	
John Fisher	
Fritz Brechenmacher	
Patrick Francheterre	
Juha Pekka Vourinen	

Jan-Ake Edvinsson	Segretario Generale - Secretary General - Generalsekretär
Roman Neumayer	Direttore Tecnico - Technical Director - Technischer Direktor
Karin Pietsche	Segretaria - Secretary - Sekretärin
Johanna May	Segretaria - Secretary - Sekretärin

Gestetner

IL COMITATO ORGANIZZATORE CENTRALE
THE CENTRAL ORGANIZING COMMITTEE

Presidente - President	Anton Seebacher
Vicepresidente - Vice President	Jakob Geier
Membro - Member	Ing. Roberto Bizzo
Membro - Member	Ing.Nilo Riva
Segretario Generale - Secretary General	Dott. Manfred Call
Vicesegretaria Generale - Vice Secretary General	Cornelia Ljundberg
Finanze - Financial	Dott. Rudi Rimbl
Marketing	Dott. Michael Atzwanger
Ufficio Stampa - Press Officer	Franz Sinn
	Dott. Paolo Ianieri
Trasporti/Coordinatore - Transport/Coordinator	Manfred Klotz
Assistenza legale - Legal Affairs	Dott. Gerhard Brandstätter
Sicurezza - Security	Renato Tessaro
Biglietteria - Ticketing	Francesca Felici
Sanita´/Antidoping - Medicin/Antidoping	Dott. Max Regele
Sport Tecnica - Sports and Technology	FISG
Promozione/Congresso - Promotion/Congress	Monika Gross
Amministrazione - Administration	Geraldine Coccagna

I COMITATI ORGANIZZATORI LOCALI
THE LOCAL ORGANIZING COMMITTEES

COL Bolzano:	Presidente - President	Ing.Roberto Bizzo
COL Val di Fassa:	Responsabile - Responsible	Andrea Weiss
COL Milano:	Responsabile - Responsible	Dott. Roberto Ghiretti

FISG

Sport Tecnica - Sports and Technology	Peter Baumgartner
	Robert Gamper
	Barbara Traspadini
	Luciano Claut
	Raffaele Lo Mele

REFEREES COMMITTE

Bolzano	Val di Fassa
Rene Fasel	Josef Kompalla
Dag Olsson	Bob Nadin
Valentin Kozin	

REFEREES

Bolzano	Val di Fassa
Jörgen Grundström, SWE	Mikhail Galinovski, RUS
Anton Danko, SVK	Gerhard Lichtnecker, GER
Dan Murphy, USA	Rudolf Moor, SUI
Seppo Mäkelä, FIN	Bob Simonds, ITA
Frantisek Rejthar, CZE	

LINESMEN

Bolzano	Val di Fassa
Jean-Christophe Benoit, FRA	Thomas Gasser, ITA
Jaromir Brazdil, CZE	Simon Murray, GBR
Gerry Burt, USA	Sergej Karabanov, RUS
Jon Elvy, USA	Fabrizio Lonardi, ITA
Patrick Norrman, SWE	Chuck Mctague, CAN
Janne Rautavuori, FIN	Valery Nosov, RUS
Erich Strasil, AUT	Stefan Trainer, GER

Gestetner

BOLZANO - BOZEN

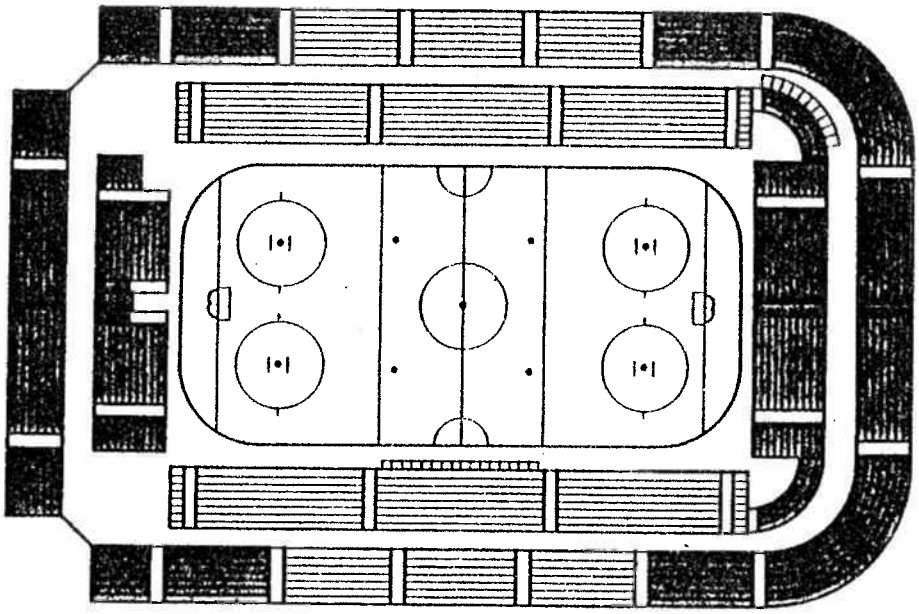

Girone di qualificazione gruppo A – Vorrunde Gruppe A – Qualifying round group A

Date	Game Nr.	Time 16.00	Game Nr.	Time 20.00
25.04.	2	ITA - CAN	4	AUT - GER
26.04.	6	GBR - RUS	7	CAN - AUT
27.04.	9	GBR - GER	11	RUS - ITA
28.04.			14	CAN - GER
29.04.	16	AUT - RUS	18	ITA - GBR
30.04.	20	GER - RUS	22	CAN - GBR
01.05.	24	ITA - AUT		
02.05.	26	ITA - GER	28	RUS - CAN
03.05.			30	GBR - AUT
06.05.			35	A 6 - B 6

Team Registration of AUT

No	Family Name	Given Name	Pos	L/R	Birth	cm	kg	Club	Club Country	Checked
23	Puschacher	Michael	GK		15. 9.68	187	78	Klagenfurt	AUT	
31	Dalpiaz	Claus	GK		10.10.71	174	68	VEU Feldkirch	AUT	
1	Suttnig	Michael	GK		8.11.73	177	67	Klagenfurt	AUT	
32	Güntner	Michael	LD	L	3. 1.68	197	103	EC Graz	AUT	
47	Ulrich	Martin	RD	L	16.12.69	188	94	EC Graz	AUT	
6	Burton	James	LD	L	13.11.61	182	88	Klagenfurt	AUT	
14	Linder	Engelbert	RD	R	18. 7.62	186	80	Villacher SV	AUT	
30	Hohenberger	Herbert	RD	R	8. 2.69	180	88	Villacher SV	AUT	
29	Doyle	Robin	CE	R	10. 2.64	183	85	EC Graz	AUT	
24	Shea	Michael	RD	L	4. 6.61	183	90	VEU Feldkirch	AUT	
4	Strauss	Wolfgang	LD	L	14. 9.69	183	89	VEU Feldkirch	AUT	
8	Unterluggauer	Gerhard	LD	L	15. 8.76	175	78	Villacher SV	AUT	
26	Kerth	Werner	RW	L	7.12.66	174	81	EC Graz	AUT	
74	Kalt	Dieter	RW	R	26. 6.74	175	76	Klagenfurt	AUT	
7	Pusnik	Andreas	CE	R	7. 9.72	180	78	Klagenfurt	AUT	
20	Pilloni	Patrick	LW	L	21. 2.70	183	78	Klagenfurt	AUT	
13	Mühr	Manfred	LW	L	31. 5.67	175	82	Villacher SV	AUT	
22	Strong	Kenneth	CE	L	9. 5.63	180	83	Villacher SV	AUT	
17	Lanzinger	Günther	RW	R	4. 1.72	185	83	Villacher SV	AUT	
27	Kromp	Wolfgang	LW	L	17. 9.70	175	80	Villacher SV	AUT	
9	Rauchenwald	Gerald	CE	L	25.11.63	190	99	Villacher SV	AUT	
16	Nasheim	Richard	LW	R	15. 1.63	180	80	VEU Feldkirch	AUT	
12	Puschnik	Gerhard	RW	L	16.10.66	175	80	VEU Feldkirch	AUT	

Goalkeepers 3
Players 20

President: DR.DOBIDA Hans
Manager: DR.KALT Dieter
Doctor: DR.ADAM Christian
Head Coach: TYLER Ken
Coach: KENNEDY Ron
Coach: HARAND Kurt
Physiotherapist: KUESCHNIG Marian
Equipment Manager: WALDHAUSER Walter

Gestetner

Team Registration of CAN

No	Family Name	Given Name	Pos	L/R	Birth	cm	kg	Club	Club Country	Checked
19	Sakic	Joe	CE	L	7. 7.69	180	84	Quebec NHL	CAN	
25	Sydor	Darryl	LD	L	13. 5.72	183	94	L.A.Kings	USA	
8	Sanderson	Geoff	CE	L	1. 2.72	183	84	Hartford NHL	USA	
20	Robitaille	Luc	LW	L	17. 2.66	185	86	Los Angeles NHL	USA	
22	Richardson	Luke	LD	L	26. 3.69	191	97	Edmonton NHL	CAN	
10	Ricci	Mike	CE	L	27.10.71	183	86	Quebec NHL	CAN	
30	Ranford	Bill	GK	L	14.12.66	180	79	Edmonton NHL	CAN	
33	Racine	Yves	LD	L	7. 2.69	183	92	Philadelphia NHL	USA	
7	Kariya	Paul	LW	L	16.10.74	178	73	Univ. of Main	USA	
31	Piset	Stephane	GK	L	17. 6.70	183	79	Quebec NHL	CAN	
18	Emerson	Nelson	CR	R	17. 8.67	180	82	Winnipeg NHL	USA	
2	Dollas	Bobby	LD	L	31. 1.65	188	96	Anaheim NHL	USA	
9	Corson	Shayne	RW	L	13. 8.66	188	93	Edmonton NHL	CAN	
11	Buchberger	Kelly	RW	L	2.12.66	185	91	Edmonton NHL	CAN	
17	Brind-Amour	Rod	CE	L	9. 8.70	185	92	Philadelphia NHL	USA	
4	Blake	Rob	RD	R	10.12.69	191	97	Los Angeles NHL	USA	
3	Bergevin	Marc	LD	L	11. 8.65	183	84	Tampa Bay NHL	USA	
7	Arnott	Jason	CE	R	11.10.74	191	94	Edmonton NHL	CAN	
16	Verbeek	Pat	RW	R	24. 5.64	175	86	Hartford NHL	USA	
14	Shanahan	Brendan	LW	R	23. 1.69	180	92	St.Louis NHL	USA	28.04.94 15:00
28	Duchesne	Steve	RD	L	30. 6.65	176	90	St.Louis NHL	USA	28.04.94 15:00
23	Thomas	Steve	RW	L	15. 7.63	176	85	N.Y.Islanders NHL	USA	28.04.94 15:00

Goalkeepers	2
Players	20

President:	ROBINSON Ron
Manager:	SATHER Glen
Head Coach:	KINGSTON George
Coach:	RENNEY Tom
Coach:	MURDOCK Bob
Coach:	DUBE Dany
Doctor:	DR.BULL Chuck
Physiotherapist:	ROUTLEDGE Gord

Gestetner

Team Registration of GBR

No	Family Name	Given Name	Pos	L/R	Birth	cm	kg	Club	Club Country	Checked
7	Cote	Matthew	RW	L	19. 1.66	179	88	Bracknell	GBR	
3	O'Conner	Michael	LD	L	12.12.61	184	90	Humberside	GBR	
1	Mc Crone	John	GK	L	26. 2.63	176	80	Fife	GBR	
18	Mason	Brian	RD	R	1. 4.65	178	82	Slough	GBR	
10	Mc Bwen	Douglas	CE	L	2.10.63	175	84	Cardiff	GBR	
5	Cooper	Stephen	LD	L	11.11.66	179	90	Cardiff	GBR	
30	Mc Kay	Martin	GK	L	27. 4.68	185	89	Sheffield	GBR	
21	Kelland	Christopher	LD	L	22.12.57	175	82	Sheffield	GBR	
27	Malo	Andre	LD	L	10. 5.65	184	89	Nottingham	GBR	
29	Hanson	Moray	GK	L	21. 6.64	184	90	Murrayfield	GBR	
24	Morris	Frank	CE	L	22. 3.63	182	86	Murrayfield	GBR	
6	Hope	Shannon	LD	L	25.11.62	186	86	Cardiff	GBR	
17	Conway	Kevin	RW	R	13. 7.63	178	83	Basingstoke	GBR	
14	Scott	Patrick	CE	L	12.11.66	175	75	Milton Keynes	GBR	
4	Cranston	Tim	CE	L	13.12.62	173	82	Sheffield	GBR	
9	Hand	Anthony	RW	L	15. 8.67	178	84	Murrayfield	GBR	
2	Chinn	Nicholas	LW	R	14. 9.72	186	93	Cardiff	GBR	
16	Cooper	Ian	LW	L	29.11.68	184	90	Cardiff	GBR	
22	Kurtenbach	Terry	RD	L	14. 3.63	178	80	Romford	GBR	
19	Morrison	Scott	CE	R	12. 8.64	177	86	Whitley Bay	GBR	
25	Longstaff	David	RW	R	26. 8.74	188	88	Whitley Bay	GBR	
11	Pera	Richard	CE	L	13. 8.64	175	73	Trafford	GBR	
13	Brebant	Richard	CE	L	21. 2.64	178	86	Cardiff	GBR	

Goalkeepers	3
Players	20

President:	MEREDITH Frederick
Manager:	TOSMAN Nico
Head Coach:	DAMPIER Alex
Coach:	JOHNSON Peter
Coach:	TUYL Clyde
Doctor:	DAVIES Mike
Physiotherapist:	ATTER Tim
Equipment Manager:	DAY Tony

Gestetner

Team Registration of GER

No	Family Name	Given Name	Pos	L/R	Birth	cm	kg	Club	Club Country	Checked
14	Boehm	Richard	CE	L	17. 9.59	180	80	SB Rosenheim	GER	
36	Reichel	Martin	CE	L	7.11.73	188	87	SB Rosenheim	GER	
9	Bvtushevski	Gregory	RW	R	4. 5.65	178	83	EV Krefeld	GER	
31	Handrick	Jörg	LW	R	20. 7.68	183	90	EV Landshut	GER	
12	Schinko	Thomas	LW	L	8. 5.69	180	80	BSC Preussen	GER	
26	Rumrich	Michael	RW	L	1. 7.65	178	79	BSC Preussen	GER	
7	Brandl	Thomas	CE	L	9. 2.69	180	80	EC Köln	GER	
13	Stefan	Leo	LW	L	22. 2.70	180	80	EC Köln	GER	
37	Abstreiter	Tobias	CE	L	6. 7.70	180	81	EC Hedos München	GER	
33	Köpf	Ernst	RW	L	24. 6.68	177	80	DEG Düsseldorf	GER	
28	Kummer	Wolfgang	RW	L	29. 3.70	187	80	DEG Düsseldorf	GER	
18	Lüdemann	Mirko	RD	L	15.12.73	180	83	EC Köln	GER	
8	Gulda	Peter	LD	L	4. 7.66	175	80	EV Landshut	GER	
2	Bresagk	Michael	LD	L	24. 3.70	184	80	EV Landshut	GER	
35	Meyer	Jayson	RD	L	21. 2.65	180	85	EV Krefeld	GER	
6	Mayr	Jörg	RD	L	3. 1.70	177	77	EC Köln	GER	
19	Niederberger	Andreas	RD	L	20. 4.63	178	82	DEG Düsseldorf	GER	
3	Kienass	Torsten	RD	L	23. 2.71	182	80	DEG Düsseldorf	GER	
40	Seliger	Marc	GK	R	1. 5.74	178	75	SB Rosenheim	GER	
27	Merk	Klaus	GK	R	26. 4.67	179	76	BSC Preussen	GER	
30	Heiss	Joseph	GK	R	13. 6.63	180	85	EC Köln	GER	
15	Hilger	Raimund	RW	R	3.12.65	184	82	EC Hedos München	GER	
32	Benda	Jan	RW	R	28. 4.72	190	92	EC Hedos München	GER	

Goalkeepers	3
Players	20

President:	JÄKEL Ulf E.
Head Coach:	DR.BUKAC Ludek
Coach/Manager:	REINDL Franz
Press:	JENTSCH Jürgen
Manager:	SEITZ Markus
Doctor:	DR.KOVACS Janos
Physiotherapist:	JAKOB Albert
Equipment Manager:	KOZIOLEK Helmuth

Gestetner

Team Registration of ITA

No	Family Name	Given Name	Pos	L/R	Birth	cm	kg	Club	Club Country	Checked
29	Bartolone	Christ.-Paul	RD		24. 1.70	178	70	SG Milano	ITA	
8	Beraldo	Paulo	RW	R	5.10.67	190	91	Milan HC	ITA	
19	Brugnoli	Patrich	CE	L	12. 4.70	175	75	HC Gardena	ITA	
30	Campese	Bruno	GK	R	3. 8.63	177	80	Milan HC	ITA	
24	Chitarroni	Mario	CE	L	11. 6.67	175	75	Milan HC	ITA	
25	Circelli	Anthony	RD	R	18.11.61	178	84	Milan HC	ITA	
20	Comploi	Georg	RD	R	9.11.68	190	97	SG MIlano	ITA	
47	Da Corte	Luigi	LD	L	10. 6.73	178	77	Varese HC	ITA	
7	De Angelis	Michael	LD	L	27. 1.66	180	87	Milan HC	ITA	
3	De Gaetano	Philip	RD	R	9. 8.63	185	93	SG Milano	ITA	
33	Delfino	David	GK	L	29.12.65	172	72	HC Alleghe	ITA	
10	De Toni	Lino	LW	L	18.10.72	178	74	HC Alleghe	ITA	
91	Figliuzzi	Stefan	CE	R	23. 7.68	177	83	Varese HC	ITA	
9	Iovio	Emilio	LW	L	9. 3.62	181	81	Milan HC	ITA	
23	Marchetti	Giovanni	LD	L	12. 2.68	178	80	HC Fassa	ITA	
4	Oberrauch	Robert	LD	L	6.11.65	188	93	HC Bolzano	ITA	
17	Orlando	Gaetano	CE	R	18.11.62	175	83	Milan HC	ITA	
28	Pavlu	Martin	RW	L	8. 7.62	180	85	HC Bolzano	ITA	
11	Ramoser	Roland	RW	R	3. 9.72	192	90	Milan HC	ITA	
34	Rosati	Michael	GK	L	7. 1.62	176	82	HC Bolzano	ITA	
32	Sacratini	Vezio	CE	L	12. 9.66	173	73	Varese HC	ITA	
27	Topatigh	Lucio	RW	L	19.10.65	184	89	Milan HC	ITA	
16	Zarrillo	Bruno	LW	R	5. 9.66	181	75	HC Bolzano	ITA	

Goalkeepers	3
Players	20

Head Coach:	LEFLEY Brian
Ass. Coach:	MC COURT Dale
Team Leader:	TALAMINI Gianfranco
Doctor:	TESTA Luigi
Physiotherapist:	WILLIAMS Brad
Physio:	TROIOLA Italo
Equipment Manager:	FRISON Bruno
Scouting:	ZANATTA Ivano

Gestetner

Team Registration of RUS

No	Family Name	Given Name	Pos	L/R	Birth	cm	kg	Club	Club Country	Checked	
29	Berezin	Serge	RW	R	5.11.71	180	85	Khimik	RUS		
27	Bezukladnikov	Vjatcheslav	LW	L	7. 9.68	176	86	Lada	RUS		
26	Kovalenko	Andrei	LW	L	6. 6.70	180	95	NHL Quebec	CAN		
25	Tsyplakov	Yuri	LW	L	4. 4.70	189	80	SKA	RUS		
24	Nikolishin	Andrei	LW	L	25. 1.73	183	90	Dynamo	RUS		
23	Bure	Valeri	LW	L	13. 6.74	178	78	Spokane-Chiss	CAN		
19	Yashin	Alexei	RW	R	5.11.73	192	96	Ottawa	CAN		
15	Bmelin	Anatoli	LW	L	3.10.64	177	82	Lada	RUS		
13	Kamensky	Valeri	RW	R	18. 4.66	188	90	Quebec	CAN		
12	Gorbatchev	Eduard	LW	L	18. 3.69	177	82	Lada	RUS		
11	Fedulov	Igor	LW	L	4. 7.66	180	75	Ambri-Piotta	SUI		
28	Ulanow	Igor	LD	L	1.10.69	188	93	NHL Winnipeg	CAN		
22	Shendelev	Sergei	LD	L	19. 1.64	189	94	Hedos München	GER		
8	Frolov	Dmitri	LD	L	22. 6.66	192	96	Devils Milan	ITA		
6	Bjakin	Ilja	LD	L	2. 6.63	177	81	Edmonton	CAN		
5	Smirnov	Alexandr	LD	L	17. 8.64	183	84	TPS	FIN		
4	Zitnik	Alexei	LD	L	10.10.72	182	88	L.A.Kings	USA		
2	Yushkevich	Dmitri	RD	R	19.11 71	181	94	NHL Philadelphia	USA		
30	Shirgaziev	Albert	GK		3. 1.65	175	80	Avtomobilist	RUS		
20	Ivannikov	Valeri	GK		28. 1.67	177	77	SKA	RUS		
1	Shtalenkov	Mikhail	GK		20.10.65	187	80	NHL Anaheim	USA		
32	Sorokin	Sergei	RD	L	2.10.69	180	85	Dynamo Moskau	RUS	13.04.94	0:00

Goalkeepers	3
Players	19

President:	SYRTCH Valentin
Manager:	MERINIV Vladimir
Head Coach:	MIKHAILOV Boris
Coach:	TUZIK Igor
Coach:	BUKATIN Anatoly
Doctor:	VESCHEV Eugeni
Physiotherapist:	SHAPOSHNIKOV Nikolay
Physiotherapist:	SEMINUTIN Yuri

Gestetner

BEST PLAYERS
GROUP A-BOLZANO

25.4.	ITA	Michael Rosati
	CAN	Paul Kariya
	AUT	Michael Puschacher
	GER	Jörg Mayr
26.4.	GBR	Richard Fera
	RUS	Valeri Kamensky
	CAN	Paul Kariya
	AUT	Michael Suttnig
27.4.	GBR	Martin Mc Kay
	GER	Richard Boehm
	RUS	Valeri Kamensky
	ITA	Mario Chitarroni
28.4.	CAN	Brendan Shanahan
	GER	Ernst Köpf
29.4.	AUT	Michael Puschacher
	RUS	Valeri Kamensky
	ITA	Gaetano Orlando
	GBR	Patrick Scott
30.4.	GER	Ernst Köpf
	RUS	Valeri Kamensky
	CAN	Steve Thomas
	GBR	Richard Brebent
1.5.	ITA	Michael Rosati
	AUT	Andreas Pusnik
2.5.	ITA	Stefan Figliuzzi
	GER	Leo Stefan
	RUS	Mikhail Shtalenkov
	CAN	Bill Ranford
3.5	GBR	Richard Fera
	AUT	Dieter Kalt

ABBREVIATION IIHF - ABBREVIAZIONI IIHF - ABKÜRZUNGEN IIHF

A1	First assist	Primo Assist	1. Beihelfer
A2	Second assist	Secondo Assist	2. Beihelfer
AVG	Average	Media	Durchschnitt
AZ	Attacking zone	Zona di attacco	Angriffszone
ABUSE	Abuse of Officials	Ingiurie a giudice di gara	Beschimpfung von Offiziellen
ADJUST	Adjustment of equipment	Equipaggiamento irregolare	Inordnungbringen Ausrüstung
ALTERC	Altercation	Lite	Auseinandersetzung - Streit
ATT-INJ	Attempt to injure	Tentativo di ferimento	Verletzungsversuch
ATT-KICK	Attempt to kick	Tentativo di calciare	Versuch zu treten
BAC	Backchecking	Gioco difensivo	Backchecking
BBL	Bodyblock	Blocco con il corpo	Blockieren des Spielers oder Puck mit dem Körper
BCH	Bodycheck	Carica con il corpo	Checken mit dem Körper
BENCH	Bench penality	Penalità di panca	Kleine Bankstrafe
BOARD	Boarding	Carica alla balaustra	Bandencheck
BRO-ST	Broken stick	Bastone rotto	Gebrochener Stock
BUTT-END	Butt ending	Colpo di bastone con estremità superiore	Stockendenstoß
CE	Centre forward	Centroavanti	Mittelstürmer
CHARGE	Charging	Carica	Unkorreker Körperangriff
CROSS	Cross checking	Carica con bastone	Stock-check
DAC	Defensive activity = BCH + SCH + BBL + SBL +	Attività difensiva BAC + PRE + PCL + LOP + PAC	Abwehr Aktivitäten
DZ	Defensive zone	Zona difensiva	Verteidigungszone
DANGER-E	Dangerous equipment	Equipaggiamento pericoloso	Gefährliche Ausrüstung
DEL-INJ	Deliberate injury	Ferita intenzionale	Absichtliche Verletzung
DELAY	Delaying game	Ritardo del gioco	Spielverzögerung
DISPL-N	Displaying net	Spostamento di porta	Tor verschieben
ENG	Empty net goal	Goal a porta vuota	Tor - erzielt ins leere Tor
EQ	Equal	Parità numerica	Gleich
ELBOW	Elbowing	Gomitata	Ellbogencheck
EXC-R	Excessive roughness	Eccessiva durezza	Übertriebene Härte
FO%	Face off in percentage	Ingaggi vinti in percentuale	Einwürfe in Prozenten
FO+	Face off won	Ingaggio vinto	Gewonnene Einwürfe
FO+/-	Face off net	Ingaggio pari	Einwurf Vergleich
FO-	Face off lost	Ingaggio perso	Verlorene Einwürfe

Gestetner

FALL-P	Fall on Puck	Caduta sul disco	Auf den Puck fallen
FIST	Fisticuffs	Rissa	Faustschläge
FO	Face off	Ingaggio	Unkorrektes Spiel
G	Goal	Goal	Tor
GA	Goal against	Goal subito	Gegentor
GAA	Goal against in average per 60 Minutes = GA / MIP*60	Goal subiti in media per 60 minuti	Gegentore im Durchschnitt im 60 Minuten
GAP	Goal against while penalized	Goal subito mentre il giocatore era penalizzato	Gegentore in Unterzahl
GF	Goal for	Goal attribuito a	Tor für
GK	Goalkeeper	Portiere	Torhüter
GKA	Goalkeeper team A	Portiere squadra A	Torhüter Mannschaft A
GKB	Goalkeeper team B	Portiere squadra B	Torhüter Mannschaft B
GKC	Goalkeeping coefficient = 100-SVS%*GAA	Coefficiente di efficienza del portiere	Torhüter - Effektivität
GMP	Game - gross misconduct match penalty	Cattiva condotta di gioco o cattiva condotta Grave penalità partita	Spieldauer - Schwere Disziplinar-Matchstrafe
GP	Games played team	Numero di partite giocate dalla squadra	Spiele - Mannschaft
GPI	Games played in player	Numero di partite giocate dal giocatore	Spieler in Spielen eingesetz
GS	Game situation EQ, PP, SH	Situazione di gara	Spielsituation
GTD	Game tying goal	Goal di pareggio	Unentschiedenes Spiel
GWG	Game winning goal	Goal vincente	Gewonnenes Spiel
GA-MIS	Game misconduct - Match penalty	Cattiva condotta di gioco - Penalità partita	Spieldauer-Disziplinarstrafe
GR-MIS	Gross misconduct - Match penalty	Cattiva condotta di gioco aggravata - Grave penalità partita	Schwere Disziplinarstrafe
HANP	Handpassing	Passaggio con mano	Handpass
HIST	High sticking	Bastone alto	Hoher Stock
HOLD	Holding	Trattenuta	Halten
HOOK	Hooking	Aggancio (con bastone)	Haken
ILL-EQ	Illegal equipment	Equipaggiamento non regolamentare	Unkorrekte Ausrüstung
ILL-ST	Illegal stick	Bastone non regolamentare	Unkorrekter Stock
INTERF	Interference	Interferenza	Behinderung
INTERF-S	Interference with spectators	Interferenza con spettatori	Behinderung mit Zuschauern
KICK	Kicking	Calcio	Treten
KNEE	Kneeing	Ginocchiata	Kniecheck
L	Lost game	Incontro perso	Verlorenes Spiel
LD	Left defenseman	Terzino sinistro	Linker Verteidiger

Gestetner

LOP	Loss of puck (only def. zone)	Perdita di disco (solo zona difensiva)	Verlust des Puck
LW	Left wing	Ala sinistra	Linker Stürmer
L-PEB	Leaving penalty bench	Abbandono della panca puniti	Verlassen der Strafbank
L-PLB	Leaving Players bench	Abbandono della panca giocatori	Verlassen der Spielerbank
MIP	Minutes and seconds played	Minuti e secondi giocati	Minuten und Sekunden gespielt
MIP%	Minutes and seconds played in percentage = MIP/GP/60*100	Percentuale di minuti e secondi giocati	Minuten und Sekunden gespielt (eingesetzt)
MIS	Misconduct	Cattiva condotta	Disziplinarmaßnahme
MZ	Middle zone	Zona neutra	Neutrale Zone
MATCH	Match-penalty	Penalità partita	Matchstrafe
MOLEST	Molesting officials	Azione molesta nei confronti degli ufficiali di gara	Belästigung der Offiziellen
NEP	Negative Participation	Partecipazione negativa	Negative Mitwirkung
NO	Dress Number	Numero di maglia	Trikot Nummer
OBS-L	Obscene language	Linguaggio osceno	Unanständige Sprache
OTHER	Other offenses	Altra infrazione	Andere Vergehen
P10M	Penalty 10 Minutes	Penalità di 10 minuti	Disziplinarstrafe
P2M	Penalty 2 Minutes	Penalità di 2 minuti	Kleine - kleine Bank-strafe
P5M	Penalty 5 Minutes	Penalità di 5 minuti	Große Strafe
PAP	Play away from puck only defence zone	Errore del giocatore nel proprio settore difensivo	Fehler des Spielers in seiner Verteidigungszone
PCL	Puck clearing only defence zone	Liberazione vietata dalla propria zona difensiva	Puck wegschießen
PIM	Penalty in minutes seconds	Penalità in minuti e secondi	Strafen in Minuten und Sekunden
PK%	Penalty killing percentage = 100-(SHGA*12000/TSHS)	Percentuale di penalty killing	Effektivität Überzahlspiel in Prozenten
POS	Position on team	Ruolo occupato nella squadra	Position in der Mannschaft
PP	Power play	Superiorità numerica	Spiel in Überzahl
PP%	Power play percentage in efficiency = PPGF*120/TPP	Efficienza in percentuale di superiorità numerica	Effektivität Überzahlspiel in Prozenten
PPG	Power play goal	Goal in superiorità numerica	Tor in Überzahl
PPGA	Power play goal against	Goal subito in superiorità numerica	Gegentor bei Überzahl
PPGF	Power play goal for	Goal in superiorità numerica per	Tor in Überzahl für
PRE	Puck recovery	Disco recuperato	Zurückgewinnen des Puck
PTS	Points	Punti	Punkte
PEN-S	Penalty shot	Rigore	Strafschuß
PUCK-FR	Puck freezing	Bloccaggio del disco	Einklemmen des Puck
PUCK-H	Puck holding	Trattenuta del disco	Halten des Puck

PUCK-OUT	Puck outside playing area	Disco fuori dalla pista di gioco	Puck außerhalb des Spielfeldes
R	Rank	Classifica	Platz
RD	Right defenceman	Difensore destro	Rechter Verteidiger
RW	Right wing	Ala destra	Rechter Stürmer
REFUSE	Refusing to start game	Rifiuto di dare inizio all'incontro	Spielverzögerung bei Spielbeginn
ROUGH	Roughing	Eccessiva durezza	Übertriebene Härte
S	Shots = G+SSG+SSP+SPG	Tiri	Schüße
SAG	Shots at goal	Tiri in porta	Schüße auf das Tor
SBL	Shotblock	Tiri parati	Blockieren von Schüßen
SCH	Stick contact check	Contatto col bastone	Stockkontakt
SEC	Seconds	Secondi	Sekunden
SEC-PP	Number of seconds played before scoring GF in power play situation = TPP/PPGF	Tempo in secondi impiegati per segnare un goal in power play	Zeit in Überzahl gespielt bei Torschuß
SEC-SH	Nummer of seconds resisted before GA in SH situation = TSH/SHGA	Tempo in secondi trascorsi in inferiorità numerica prima di subire un goal	Zeit in Unterzahl gespielt bei erhaltenem Tor
SG%	Percentage of goals from shots = G/S*100	Percentuale di goal sul totale di tiri	Torschüße in Prozent
SH	Shorthand	Inferiorità numerica	Unterzahl
SHGA	Shorthand goal against	Goal subìto in inferiorità numerica	Gegentor in Unterzahl
SHGF	Shorthand goal for	Goal in inferiorità numerica per	Tor in Unterzahl für
SO	Shotout (no goal in game)	Shotout - Nessun GA in una partita	Kein Gegentor im Spiel
SOG	Shots on goal = G+SSG	Titi in porta	Schüße auf das Tor
SPG	Shots past goal	Tiri vicino alla porta	Schüße neben das Tor
SSG	Shots saved by goalkeeper	Titi parati dal portiere	Schüße vom Torhüter gehalten
SSP	Shots saved by defending player	Tiri deviati da giocatore	Schüße von verteidigendem Spieler abgewehrt
SVS	Saves = SSG	Parate	Gehaltene Schüße
SVS%	Saves in percentage from shots on goal = SVS/SOG*100	Percentuale di parate su tiri in porta	Gehaltene Schüße in Prozent
SLASH	Slashing	Bastonata	Stockschlag
SPEAR	Spearing	Bastonata con punta di bastone	Stockstich
START-L	Starting line up	Formazione di partnza	Startaufstellung
T	Tied game	Incontro pari	Unentschiedenes Spiel
TOT	Total	Totale	Gesamt
TPP	Time played in powerplay in minutes and seconds	Tempo giocato in superiorità numerica in minuti e secondi	Zeit in Unterzahl in Minuten und Sekunden
TSH	Time played in shorthand in minuted and seconds	Tempo giocato in inferiorità numerica in minuti e secondi	Zeit in Unterzahl in Minuten und Sekunden

THRO-P	Throwing puck	Getto del disco	Werfen des Puck
THRO-S	Throwing stick	Getto della stecca	Stockwurf
TOOMANY	Too many players	Troppi giocatori in campo	Zu viele Spieler auf dem Eis
TRIP	Tripping	Sgambetto	Beinstellen
UNSPORT	Unsportsmanlike conduct	Condotta antisportiva	Unsportliches Verhalten
W	Won game	Incontro vinto	Gewonnenes Spiel

Gestetner



C.O.N.I.





ICEHOCKEY WORLD CHAMPIONSHIP / POOL - A / BOLZANO/BOZEN - VAL DI FASSA - MILANO / ITALIA - 25.04. - 08.05.1994

Date: 25. 4.94 Start:16:00 End:18:30 Place:Bolzano-Bozen Game Nr.: 2 Page 1 of 1

Team A: ITA

Family & Given Name	Nr	Pos	P	G	Time	S	A1	A2	GS	Positive Part A						Negative Part B					
BARTOLONE Cristophe	29	*RD	Y	1	3.58	8	37		PP	34	8	37	24	9	3	30	3	16	8	33	
BERALDO Paulo	8	RW	Y																		
BRUGNOLI Patrich	19	CE	Y																		
CHITARRONI Mario Br	24	CE	Y																		
CIRCELLI Anthony	25	*RD	Y																		
COMPLOI Georg	20	RD	Y																		
DA CORTE Luigi	47	LD	N																		
DE ANGELIS Michael	37	LD	Y																		
DE GAETANO Philip	3	RD	Y																		
DELFINO David	33	GK	N																		
DE TONI Lino	10	LW	Y																		
FIGLIUZZI Stefan Br	91	CE	Y																		
IOVIO Emilio	9	LW	Y																		
MARCHETTI Giovanni	23	LD	Y																		
SERRAUCH Robert C	4	LD	Y																		
ORLANDO Gaetano A	17	*CE	Y																		
PAVLU Martin	28	RW	Y																		
RAMOSER Roland	11	RW	Y																		
ROSATI Michael Anto	34	*GK	Y																		
SACRATINI Vezio	32	CE	N																		
TOPATIGH Lucio A	27	*RW	Y																		
ZARRILLO Bruno	16	*LW	Y																		

PENALTIES					
Time	Nr	Min	Offence	Start	End
5.06	4	2	HOOK	5.06	7.06
8.15	4	2	ELBOW	8.15	10.11
17.55	4	2	SLASH	17.55	19.55
28.56	29	2	HOLD	28.56	30.17
35.32	11	2	INTERF	35.32	37.32
38.10	20	2	HI-ST	38.10	40.10
41.07	20	2	HOLD	41.07	43.07
45.19	27	2	HOOK	45.19	47.19
56.20	29	2	TRIP	56.20	58.20
59.29	10	2	HI-ST	59.29	60.00

Coach:LEFLEY Brian Coach:MC COURT Dale Manager:TALAMINI Gianfranco

Team B: CAN

Family & Given Name	Nr	Pos	P	G	Time	S	A1	A2	GS	Positive Part B						Negative Part A					
SAKIC Joseph	19	CE	Y	1	10.11	19	20	17	PP	30	19	20	17	25	22	34	24	8	3	37	
SYDOR Darryl	25	LD	Y	2	10.21	8	4		EQ	30	8	4	10	16	22	34	9	24	8	23	20
SANDERSON Geoff	8	*CE	Y	3	30.17	33	7	27	PP	30	33	7	27	2	11	34	28	20	25	91	
ROBITAILLE Luc C	20	LW	Y	4	40.16	10	8	4	EQ	30	10	8	4	16	22	34	16	25	17	20	29
RICHARDSON Luke	22	*LD	Y																		
RICCI Mike	10	*CE	Y																		
RANFORD William	30	*GK	Y																		
RACINE Yves	33	LD	Y																		
KARIYA Paul	27	LW	Y																		
FISET Stephane	31	GK	N																		
EMERSON Nelson	18	CE	Y																		
DOLLAS Bobby	2	LD	Y																		
CORSON Shayne	9	RW	Y																		
BUCHBERGER Kelly	11	RW	Y																		
BRINDAMOUR Rod A	17	CE	Y																		
LAKE Rob	4	*RD	Y																		
BERGEVIN Marc	3	LD	Y																		
ARNOTT Jason	7	CE	Y																		
VERBEEK Patrick A	16	*RW	Y																		

PENALTIES					
Time	Nr	Min	Offence	Start	End
3.16	11	2	CROSS	3.16	3.58
28.01	11	2	HOOK	28.01	30.01
31.29	7	2	HOOK	31.29	33.29
43.59	33	2	HI-ST	43.59	45.59
56.04	8	2	HOLD	56.04	58.04

Coach:KINGSTON George Coach:RENNEY Tom Manager:SATHER Glen

Game Summary

P	GF:GA	PSG	PSP	PPG	PPG	S	PIM	TPP	PPG	SHG	PO+	PAC
1	1:2	3:11	2:4	4:3	4:13	10:20	6:2	0.42:5.56	1:1	0:0	11:12	36:29
2	0:1	3:4	0:3	4:5	3:5	7:13	6:4	2.55:4.06	0:1	0:0	12:13	2:7
3	0:1	9:14	6:2	3:3	9:15	18:20	8:4	1.36:4.17	0:0	0:0	10:9	42:17
SU	1:4	15:29	8:9	11:11	16:33	35:53	20:10	5.13:14.19	1:2	0:0	33:34	80:53

Goalkeepers Record

Time	GKA	GKB	ENG	A	MIP	B	MIP
0.00	34			34	60.00	30	60.00
0.00		30		33	0.00	31	0.00

Referee	Linesman	Linesman	Goaljudge	Goaljudge	Game-TKP	Pen-TKP	Off.Scorer	Spect.
Danko, Anton	Burt, Gerry	Elvy, John	Rautavuori, J	Brazdil, J.	Saveri, A.	Todesco, M.	Guichardaz, M	6500

Gestetner

CAN **GK 30**

8

GK 31

Date: 94. 4.25 **Game No: 2** **Period: 1**

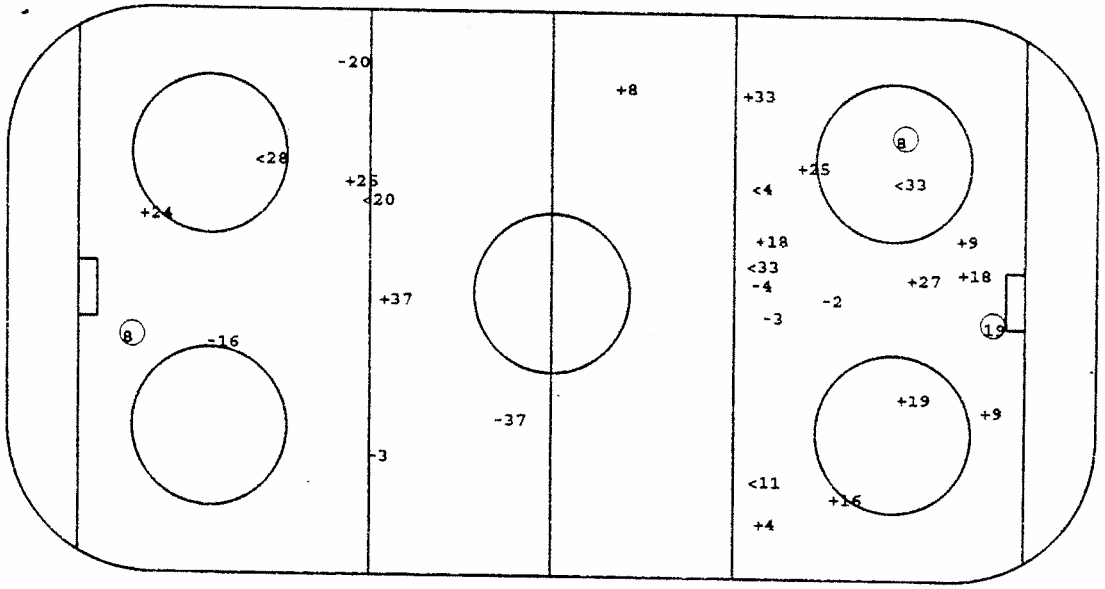

ITA **GK 34**

19

8

GK 33

○Goal +SSG <SSP -SPG

Face - Offs

DZ	MZ	AZ
-19	10	-10
- 8	10	- 7
-19	10	-19
10	-10	7
10	7	9
	10	-19
	10	- 7
		-10
		-19
		19
		7

Defense Activity

Team	BCH	SCH	BBL	SBL	BAC	PRE	PCL	-LOP	-PAP
CAN	7	10	9 16		18	10 8	4	27	3
	4	17	9 4		27	25 25	22	22	8
		16	11		17	20			8
			2		27	8			
			25		7	33			
			33		18	27			
			33		8	16			
			10			17			
ITA	4	24	9	25	9	16 4	3 16	4	27 29
	25	24	37		16	91 27	9 37		20 16
	24	28	4		27	17 28	24 37		16 9
		4	9		28	16 4	4		8
		24	29		16	28	25		4
		17	9		16	27	28		4
		28	25		17	4	24		28
						4	25		91

Face - Offs

AZ	MZ	DZ
24	-17	17
24	-17	91
91	-24	24
-24	17	-17
-24	-17	-91
	- 9	24
	-24	24
		17
		17
		-36
		-91

GK GoalKeeper
SSG Shot Saved by GK
SSP Shot Saved by def.Player
SPG Shot Past Goal
DZ Defence Zone
MZ Middle Zone
AZ Attack Zone
BCH BodyCHeck
SCH Stick Contact Check
BBL BodyBLock
SBL ShotBLock
BAC BAck Checking
PRE Puck REcovery
PCL Puck CLearing
LOP Loss Of Puck
PAP Play Away from Puck

Gestetner

Date: 94. 4.25 **Game No: 2** **Period: 2**

ITA **GK 34**

33

GK 33

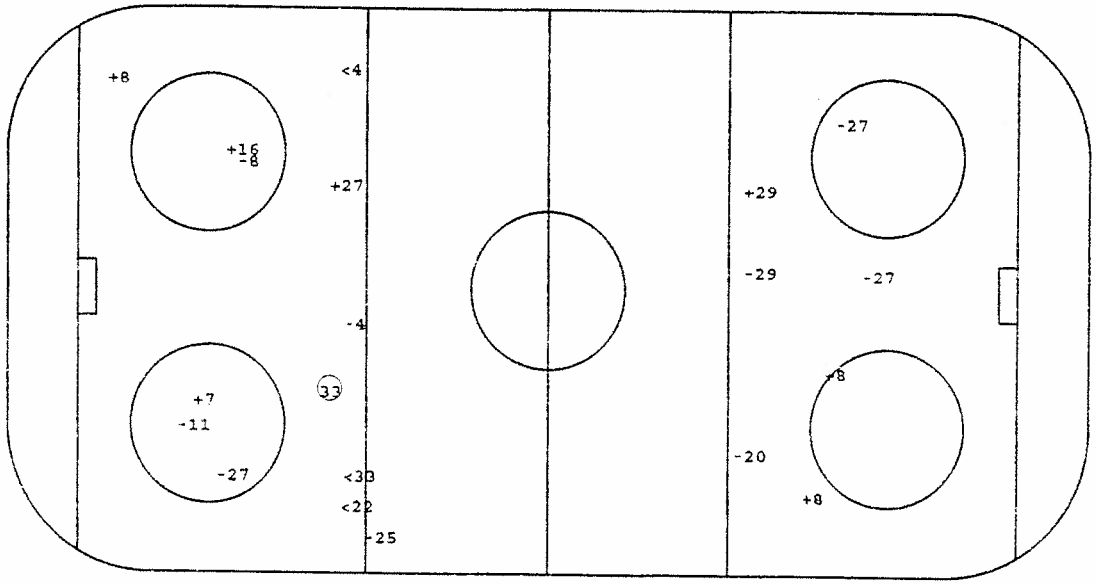

CAN **GK 30**

GK 31

O Goal +SSG <SSP -SPG

Face - Offs

DZ	MZ	AZ
- 9	-17	19
91	-24	91
- 9	-17	-17
91	24	17
17	24	17
-91	-91	17
-24	-17	24
-24	24	
-91	-24	

Defense Activity

Team	BCH	SCH	BBL	SBL	BAC	PRE	PCL	-LOP	-PAP
ITA						3 28			
CAN	17				18 11	27 7 7 7	33 20 33	7	8 22

Face - Offs

AZ	MZ	DZ
17	7	-10
-10	8	-10
7	7	7
- 7	- 7	-17
- 7	- 7	- 7
7	18	-18
17	17	-17
10	-10	
7	7	

GK GoalKeeper
SSG Shot Saved by GK
SSP Shot Saved by def.Player
SPG Shot Past Goal
DZ Defence Zone
MZ Middle Zone
AZ Attack Zone
BCH BodyCHeck
SCH Stick Contact Check
BBL BodyBLock
SBL ShotBLock
BAC BAck Checking
PRE Puck REcovery
PCL Puck CLearing
LOP Loss Of Puck
PAP Play Away from Puck

Gestetner

CAN **GK 30**

GK 31

Date: 94. 4.25 **Game No: 2** **Period: 3**

ITA **GK 34**

GK 33

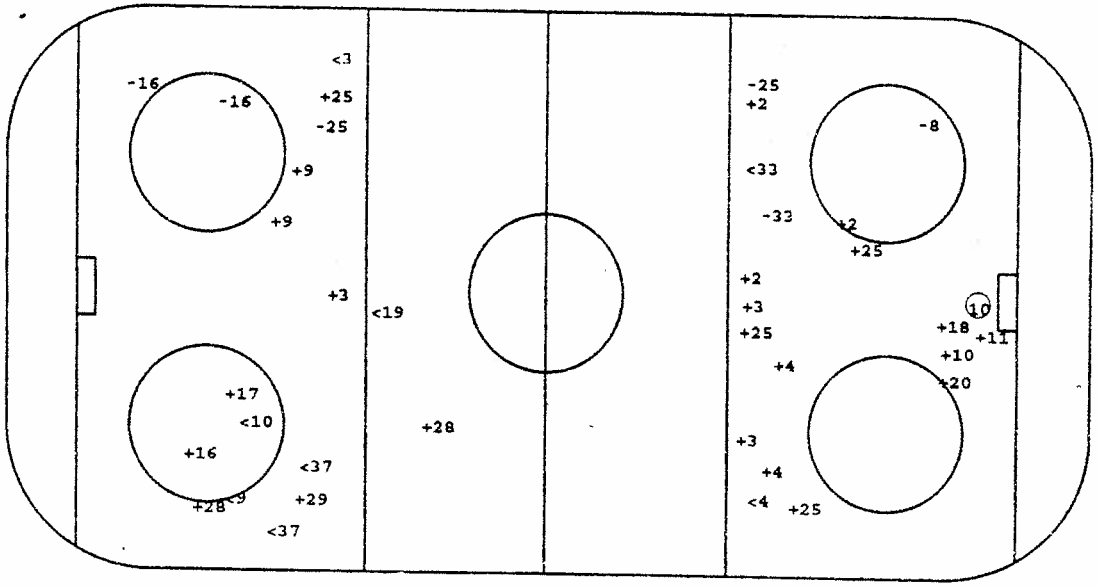

O Goal +SSG <SSP -SPG

Face - Offs

DZ	MZ	AZ
- 7	10	17
-17	-10	-17
- 7	11	17
	-10	7
	-17	10
	17	- 7
	-17	- 7
		7
		10

Defense Activity

Team	BCH	SCH	BBL	SBL	BAC	PRE	PCL	-LOP	-PAP
CAN	7 11 3 3 33 16 10 17 18 7	33	17	4		16 17 16	4		
ITA	24 24 24 16	20 29 91 25 37	23 23 91 16 29 3 20 20 20	10	25 17 24 28 10 19	24 91 25 19 9 23 9 9 23 91 25 17	17 37 29 25 9 3 3 25 25 19	9 23	25 20 20

Face - Offs

AZ	MZ	DZ
24	-17	-91
91	24	91
17	-17	-91
	24	-24
	91	-91
	-91	17
	24	17
		-17
		-91

GK GoalKeeper
SSG Shot Saved by GK
SSP Shot Saved by def.Player
SPG Shot Past Goal
DZ Defence Zone
MZ Middle Zone
AZ Attack Zone
BCH BodyCHeck
SCH Stick Contact Check
BBL BodyBLock
SBL ShotBLock
BAC BAck Checking
PRE Puck REcovery
PCL Puck CLearing
LOP Loss Of Puck
PAP Play Away from Puck

Gestetner

Players by Team ITA

Including Game No.:2

Family & Surname	No	Po	GP	PI	G	A1	A2	PTS	S	SG%	SSG	SSP	SPG	PPG	SHG	GWG	GTG	GAP	PIM	AVG	2	5	10	GMP	DAC	BCH	SCH	BBL	BAC	SBL	PRE	PCL	LOP	PAP	POP	NEP	+/-	FO+	FO-	FO%
BARTOLONE Christ.-	29	RD	1	1	0	0	0	0	3	0.00	2	0	1	0	0	0	0	1	4	4.00	2	0	0	0	3	0	1	2	0	0	0	1	0	1	0	1	-1	0	0	0.00
BERALDO Paulo	8	RW	1	1	1	0	0	1	3	33.33	2	0	0	1	0	0	0	0	0	0.00	0	0	0	0	-1	0	0	0	0	0	0	0	0	1	1	2	-1	0	0	0.00
BRUGNOLI Patrich	19	CE	1	1	0	0	0	0	1	0.00	0	1	0	0	0	0	0	0	0	0.00	0	0	0	0	3	0	0	0	1	0	1	1	0	0	0	0	0	1	0	100.00
CAMPESE Bruno	30	GK	1	0	0	0	0	0	0	0.00	0	0	0	0	0	0	0	0	0	0.00	0	0	0	0	0	0	0	0	0	0	0	0	0	0	0	0	0	0	0	0.00
CHITARRONI Mario	24	CE	1	1	0	0	0	0	1	0.00	1	0	0	0	0	0	0	0	0	0.00	0	0	0	0	11	4	3	0	1	0	1	2	0	0	1	2	-1	13	9	59.09
CIRCELLI Anthony	25	RD	1	1	0	0	0	0	3	0.00	2	0	1	0	0	0	0	0	0	0.00	0	0	0	0	11	1	1	1	1	1	2	5	0	1	0	2	-2	0	0	0.00
COMPLOI Georg	20	RD	1	1	0	0	0	0	3	0.00	0	1	2	0	0	0	0	0	4	4.00	2	0	0	0	1	0	1	3	0	0	0	0	0	3	0	3	-3	0	0	0.00
DA CORTE Luigi	47	LD	1	0	0	0	0	0	0	0.00	0	0	0	0	0	0	0	0	0	0.00	0	0	0	0	0	0	0	0	0	0	0	0	0	0	0	0	0	0	0	0.00
DE ANGELIS Michael	37	LD	1	1	0	1	0	1	4	0.00	1	2	1	0	0	0	0	0	0	0.00	0	0	0	0	5	0	1	1	0	0	0	3	0	0	1	1	0	0	0	0.00
DE GAETANO Philip	3	RD	1	1	0	0	0	0	3	0.00	1	1	1	0	0	0	0	0	0	0.00	0	0	0	0	5	0	0	1	0	0	1	3	0	0	1	1	0	0	0	0.00
DELFINO David	33	GK	1	0	0	0	0	0	0	0.00	0	0	0	0	0	0	0	0	0	0.00	0	0	0	0	0	0	0	0	0	0	0	0	0	0	0	0	0	0	0	0.00
DE TONI Lino	10	LW	1	1	0	0	0	0	1	0.00	0	1	0	0	0	0	0	0	2	2.00	1	0	0	0	2	0	0	0	1	1	0	0	0	0	0	0	0	0	0	0.00
FIGLIUZZI Stefan	91	CE	1	1	0	0	0	0	0	0.00	0	0	0	0	0	0	0	0	0	0.00	0	0	0	0	4	0	1	1	0	0	3	0	0	1	0	1	-1	8	10	44.44
IOVIO Emilio	9	LW	1	1	0	0	0	0	3	0.00	2	1	0	0	0	0	0	0	0	0.00	0	0	0	0	7	0	0	3	1	0	3	2	1	1	1	1	0	0	3	0.00
MARCHETTI Giovanni	23	LD	1	1	0	0	0	0	0	0.00	0	0	0	0	0	0	0	0	0	0.00	0	0	0	0	3	0	0	2	0	0	2	0	1	0	0	1	-1	0	0	0.00
OBERRAUCH Robert	4	LD	1	1	0	0	0	0	0	0.00	0	0	0	0	0	0	0	1	6	6.00	3	0	0	0	5	1	1	1	0	0	4	1	1	2	0	0	0	0	0	0.00
ORLANDO Gaetano	17	CE	1	1	0	0	0	0	1	0.00	1	0	0	0	0	0	0	0	0	0.00	0	0	0	0	6	0	1	0	2	0	2	1	0	0	0	1	-1	11	11	50.00
PAVLU Martin	28	RW	1	1	0	0	0	0	3	0.00	2	1	0	0	0	0	0	0	0	0.00	0	0	0	0	7	0	2	0	2	0	3	1	0	1	0	1	-1	0	0	0.00
RAMOSER Roland	11	RW	1	1	0	0	0	0	0	0.00	0	0	0	0	0	0	0	0	2	2.00	1	0	0	0	0	0	0	0	0	0	0	0	0	0	0	0	0	0	0	0.00
ROSATI Michael	34	GK	1	1	0	0	0	0	0	0.00	0	0	0	0	0	0	0	0	0	0.00	0	0	0	0	0	0	0	0	0	0	0	0	0	0	0	0	0	0	0	0.00
SACRATINI Vezio	32	CE	1	0	0	0	0	0	0	0.00	0	0	0	0	0	0	0	0	0	0.00	0	0	0	0	0	0	0	0	0	0	0	0	0	0	1	4	-3	0	0	0.00
TOPATIGH Lucio	27	RW	1	1	0	0	0	0	2	0.00	0	0	2	0	0	0	0	0	2	2.00	1	0	0	0	2	0	0	0	1	0	2	0	0	1	0	0	0	0	0	0.00
ZARRILLO Bruno	16	LW	1	1	0	0	0	0	4	0.00	1	0	3	0	0	0	0	0	0	0.00	0	0	0	0	6	1	0	1	3	0	2	1	0	2	0	1	-1	0	0	0.00

Family & Surname	No	Po	GP	PI	MIP	MPI%	SOG	GA	SVS	SVS%	GAA	GKC	SHGA	SO	AVG	2	5	10	GMP	GAP
CAMPESE Bruno	30	GK	1	0	0.00	0.00	0	0	0	0.00	0.00	0.00	0	0	0.00	0	0	0	0	0
DELFINO David	33	GK	1	0	0.00	0.00	0	0	0	0.00	0.00	0.00	0	0	0.00	0	0	0	0	0
ROSATI Michael	34	GK	1	1	60.00	100.00	33	4	29	87.88	4.00	48.48	2	0	0.00	0	0	0	0	0

Players by Team CAN

Including Game No.:2

Family & Surname	No	Po	GP	PI	G	A1	A2	PTS	S	SG%	SSG	SSP	SPG	PPG	SHG	GWG	GTG	GAP	PIM	AVG	2	5	10	GMP	DAC	BCH	SCH	BBL	BAC	SBL	PRE	PCL	LOP	PAP	POP	NEP	+/-	FO+	FO-	FO%
SAKIC Joe	19	CE	1	1	1	0	0	1	2	50.00	1	0	0	1	0	0	0	0	0	0.00	0	0	0	0	0	0	0	0	0	0	0	0	0	0	0	0	1	0	1	1	5	16.67
SYDOR Darryl	25	LD	1	1	0	0	0	0	6	0.00	4	0	2	0	0	0	0	0	0	0.00	0	0	0	0	3	0	0	1	0	0	2	0	0	0	1	0	1	0	0	0.00
SANDERSON Geoff	8	CE	1	1	1	1	0	2	5	20.00	2	0	2	0	0	1	0	0	2	2.00	1	0	0	0	0	0	0	0	1	0	2	0	0	3	2	1	1	1	1	50.00
ROBITAILLE Luc	20	LW	1	1	0	1	0	1	1	0.00	1	0	0	0	0	0	0	0	0	0.00	0	0	0	0	2	0	0	0	0	0	1	1	0	0	1	0	1	0	0	0.00
RICHARDSON Luke	22	LD	1	1	0	0	0	0	1	0.00	0	1	0	0	0	0	0	0	0	0.00	0	0	0	0	-1	0	0	0	0	0	0	1	1	1	3	0	3	0	0	0.00
RICCI Mike	10	CE	1	1	1	0	0	1	2	50.00	1	0	0	0	0	0	0	0	0	0.00	0	0	0	0	4	1	1	1	0	0	1	0	0	0	2	0	2	11	9	55.00
RANFORD Bill	30	GK	1	1	0	0	0	0	0	0.00	0	0	0	0	0	0	0	0	0	0.00	0	0	0	0	0	0	0	0	0	0	0	0	0	0	4	1	3	0	0	0.00
RACINE Yves	33	LD	1	1	1	0	0	1	7	14.29	1	4	1	1	0	0	0	0	2	2.00	1	0	0	0	7	1	1	2	0	0	1	2	0	0	1	1	0	0	0	0.00
KARIYA Paul	27	LW	1	1	0	0	1	1	3	0.00	2	0	1	0	0	0	0	0	0	0.00	0	0	0	0	3	0	0	0	2	0	2	0	1	0	1	0	1	0	0	0.00
FISET Stephane	31	GK	1	0	0	0	0	0	0	0.00	0	0	0	0	0	0	0	0	0	0.00	0	0	0	0	0	0	0	0	0	0	0	0	0	0	0	0	0	0	0	0.00
EMERSON Nelson	18	CE	1	1	0	0	0	0	3	0.00	3	0	0	0	0	0	0	0	0	0.00	0	0	0	0	4	1	0	0	3	0	0	0	0	0	0	0	0	0	1	1	50.00
DOLLAS Bobby	2	LD	1	1	0	0	0	0	4	0.00	3	0	1	0	0	0	0	0	0	0.00	0	0	0	0	1	0	0	1	0	0	0	0	0	0	1	0	1	0	0	0.00
CORSON Shayne	9	RW	1	1	0	0	0	0	2	0.00	2	0	0	0	0	0	0	0	0	0.00	0	0	0	0	2	0	0	2	0	0	0	0	0	0	0	0	1	0	1	0.00
BUCHBERGER Kelly	11	RW	1	1	0	0	0	0	3	0.00	1	1	1	0	0	0	0	1	4	4.00	2	0	0	0	3	1	0	1	1	0	0	0	0	0	1	0	1	1	0	100.00
BRIND-AMOUR Rod	17	CE	1	1	0	0	1	1	0	0.00	0	0	0	0	0	0	0	0	0	0.00	0	0	0	0	7	2	1	1	1	0	2	0	0	0	1	0	1	6	6	50.00
BLAKE Rob	4	RD	1	1	0	1	1	2	8	0.00	3	3	2	0	0	0	0	0	0	0.00	0	0	0	0	5	1	0	1	0	1	0	2	0	0	2	0	2	0	0	0.00
BERGEVIN Marc	3	LD	1	1	0	0	0	0	3	0.00	2	0	1	0	0	0	0	0	0	0.00	0	0	0	0	1	2	0	0	0	0	0	0	0	1	0	1	-1	0	0	0.00
ARNOTT Jason	7	CE	1	1	0	1	0	1	1	0.00	1	0	0	0	0	0	0	0	2	2.00	1	0	0	0	6	3	0	0	1	0	3	0	1	0	1	0	1	12	11	52.17
VERBEEK Pat	16	RW	1	1	0	0	0	0	2	0.00	2	0	0	0	0	0	0	0	0	0.00	0	0	0	0	6	1	1	1	0	0	3	0	0	0	2	1	1	0	0	0.00
SHANAHAN Brendan	14	LW	1	0	0	0	0	0	0	0.00	0	0	0	0	0	0	0	0	0	0.00	0	0	0	0	0	0	0	0	0	0	0	0	0	0	0	0	0	0	0	0.00
DUCHESNE Steve	28	RD	1	0	0	0	0	0	0	0.00	0	0	0	0	0	0	0	0	0	0.00	0	0	0	0	0	0	0	0	0	0	0	0	0	0	0	0	0	0	0	0.00
THOMAS Steve	23	RW	1	0	0	0	0	0	0	0.00	0	0	0	0	0	0	0	0	0	0.00	0	0	0	0	0	0	0	0	0	0	0	0	0	0	0	0	0	0	0	0.00

Family & Surname	No	Po	GP	PI	MIP	MPI%	SOG	GA	SVS	SVS%	GAA	GKC	SHGA	SO	AVG	2	5	10	GMP	GAP
RANFORD Bill	30	GK	1	1	60.00	100.00	16	1	15	93.75	1.00	6.25	1	0	0.00	0	0	0	0	0
FISET Stephane	31	GK	1	0	0.00	0.00	0	0	0	0.00	0.00	0.00	0	0	0.00	0	0	0	0	0

C.O.N.I.

ICEHOCKEY WORLD CHAMPIONSHIP / POOL - A / BOLZANO/BOZEN - VAL DI FASSA - MILANO / ITALIA - 25.04. - 08.05.1994

Date: 25. 4.94 Start:20:00 End:22:25 Place:Bolzano-Bozen Game Nr.: 4 Page 1 of 1

Team A: AUT

Family & Given Name	Nr	Pos	P	G	Time	S	A1	A2	GS	Positive Part A						Negative Part B					
PUSCHACHER Michael	23	*GK	Y	1	11.01	16	7		EQ	23	16	7	26	32	47	30	6	36	18	33	15
SUTTNIG Michael	1	GK	N	2	57.37	30	6	7	PP	23	30	6	7	26	16	30	18	14	6	32	
STRAUSS Wolfgang	4	LD	Y																		
BURTON James	6	*LD	Y																		
PUSNIK Andreas A	7	*CE	Y																		
UNTERLUGGAUER Gerha	8	LD	Y																		
RAUCHENWALD Gerald	9	CE	Y																		
PUSCHNIK Gerhard	12	RW	Y																		
MÜHR Manfred C	13	LW	Y																		
LINDER Engelbert	14	RD	Y																		
NASHEIM Richard	16	*LW	Y																		
LANZINGER Günther	17	RW	Y																		
PILLONI Patrick	20	LW	Y																		
STRONG Kenneth	22	CE	Y																		
[illegible] Michael	24	RD	Y																		
[illegible] Werner	26	*RW	Y																		
KROMP Wolfgang	27	LW	Y																		
DOYLE Robin	29	CE	Y																		
HOHENBERGER Herbert A	30	*RD	Y																		
GÜNTNER Michael	32	LD	Y																		
ULRICH Martin	47	RD	Y																		
KALT Dieter	74	RW	Y																		

PENALTIES					
Time	Nr	Min	Offence	Start	End
2.54	27	2	HOLD	2.54	4.54
4.22	32	2	HOLD	4.22	6.22
6.02	30	2	CROSS	6.02	8.02
20.00	22	2	HOOK	20.00	22.00
39.20	30	2	TRIP	39.20	41.20
41.49	20	2	DELAY	41.49	43.49
47.44	9	2	CHARGE	47.44	49.44
50.05	32	2	HOLD	50.05	51.49
51.10	22	2	CHARGE	51.10	53.10
54.03	12	2	CHARGE	54.03	56.03

Coach:TYLER Ken Coach:HARAND Kurt Manager:KALT Dieter

Team B: GER

Family & Given Name	Nr	Pos	P	G	Time	S	A1	A2	GS	Positive Part B						Negative Part A					
MERK Klaus	27	GK	N	1	51.49	35	8		PP	30	35	8	7	13	33	23	47	7	30		
MEISS Joseph	30	*GK	Y	2	58.08	13	7		EQ	30	13	32	7	6	18	23	17	13	30	9	20
BRESAGK Michael	2	LD	N																		
KIENASS Torsten	3	RD	Y																		
MAYR Jörg C	6	*RD	Y																		
BRANDL Thomas	7	*CE	Y																		
GULDA Peter	8	LD	Y																		
EVTUSHEVSKI Gregory	9	RW	Y																		
SCHINKO Thomas	12	LW	N																		
STEFAN Leo	13	*LW	Y																		
BOEHM Richard	14	CE	Y																		
MILGER Raimund A	15	RW	Y																		
LÜDEMANN Mirko	18	*RD	Y																		
NIEDERBERGER Andrea A	19	RD	Y																		
[illegible]CH Michael	26	RW	Y																		
[illegible]R Wolfgang	28	*RW	Y																		
HANDRICK Jörg	31	LW	Y																		
BEHDA Jan	32	RW	Y																		
KÖPF Ernst	33	RW	Y																		
MEYER Jayeon	35	RD	Y																		
REICHEL Martin	36	CE	Y																		
ASSTREITER Tobias	37	CE	Y																		

PENALTIES					
Time	Nr	Min	Offence	Start	End
12.07	35	2	INTERF	12.07	14.07
24.31	18	2	INTERF	24.31	26.31
32.06	9	2	HOLD	32.06	34.06
44.53	9	2	HOLD	44.53	46.53
54.03	15	2	HOLD	54.03	56.03
56.10	19	2	TRIP	56.10	57.37

Coach:DR.BUKAC Ludek Coach:RBINDL Franz Manager:JÅKEL Ulf E.

Game Summary

P	GF:GA	SSG	SSP	SPG	SOG	S	PIM	TPP	PPG	SHG	PO+	DAC
1	1:0	7:12	1:5	2:7	8:12	11:24	8:2	2.00:5.08	0:0	0:0	7:11	30:25
2	0:0	6:8	3:2	5:3	6:8	14:13	2:4	4.00:2.40	0:0	0:0	6:15	41:31
3	1:2	5:11	2:4	0:6	6:13	8:23	10:6	3.27:8.25	1:1	0:0	5:11	45:32
SU	2:2	18:31	6:11	7:16	20:33	33:60	20:12	9.27:16.13	1:1	0:0	18:37	116:88

Goalkeepers Record

Time	GKA	GKB	ENG	A	MIP	B	MIP
0.00	23			23	60.00	30	60.00
0.00		30		1	0.00	27	0.00

Referee	Linesman	Linesman	Goaljudge	Goaljudge	Game-TKP	Pen-TKP	Off.Scorer	Spect.
Brandström, J	Norrman, P.	Brazdil, J.	Agostini	Mase	Pappalardo	De Luca	Sarto	6500

Gestetner

AUT **GK 23**

GK 1

Date: 94. 4.25 **Game No: 4** **Period: 1**

GER **GK 30**

16

GK 27

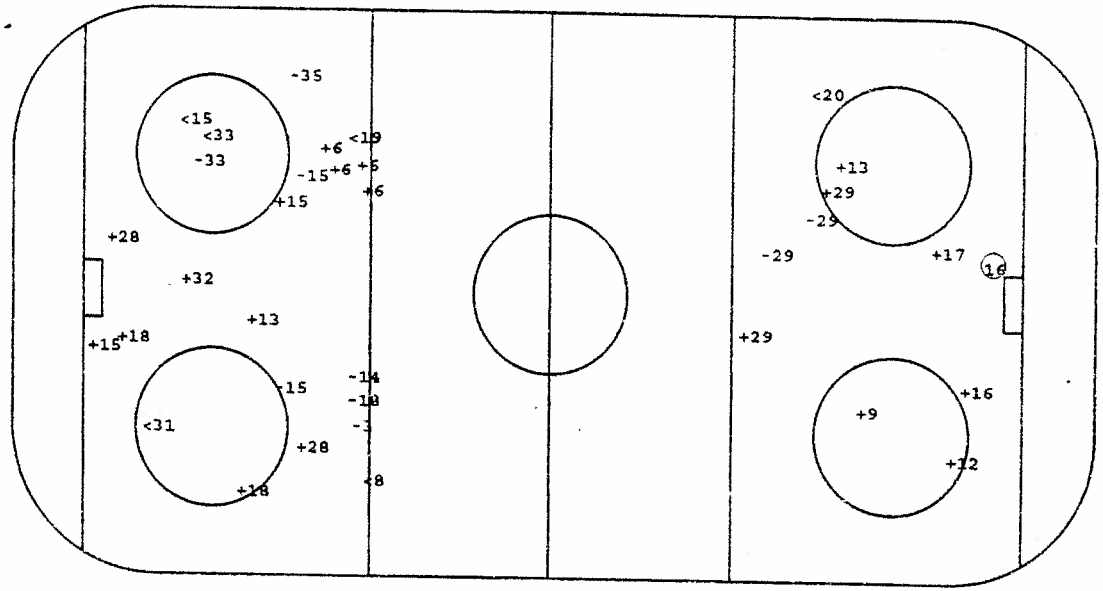

O Goal +SSG <SSP -SPG

Face - Offs

DZ	MZ	AZ
- 7	22	- 9
9	-29	7
-22		-29
7		
-13		
- 7		
22		
22		
-22		
22		
- 9		
- 9		
-22		

Defense Activity

Team	BCH	SCH	BBL	SBL	BAC	PRE	PCL	-LOP	-PAP
AUT	6	32	16 74	7	12	9 6	22	6	29
	30		32		26	29 26	47	30	24
	6		12		74	16 27	27	17	4
	24		24			24 74	6		32
			32			30	74		
			24			7	16		
			24			26	13		
			22			9			
GER	7	8	36		36	7 35	3	13	6
	8	9	37			7 19	6	14	33
	37	14	19			28 35	36		32
	6		9			8 28			
	19					35			
	32					18			
	9					35			
						19			

Face - Offs

AZ	MZ	DZ
7	-37	37
-14	37	- 7
37		37
- 7		
7		
36		
-37		
-37		
37		
- 7		
14		
14		
37		

GK GoalKeeper
SSG Shot Saved by GK
SSP Shot Saved by def.Player
SPG Shot Past Goal
DZ Defence Zone
MZ Middle Zone
AZ Attack Zone
BCH BodyCHeck
SCH Stick Contact Check
BBL BodyBLock
SBL ShotBLock
BAC BAck Checking
PRE Puck REcovery
PCL Puck CLearing
LOP Loss Of Puck
PAP Play Away from Puck

Gestetner

GER **GK 30**

GK 27

Date: 94. 4.25 **Game No: 4** **Period: 2**

AUT **GK 23**

GK 1

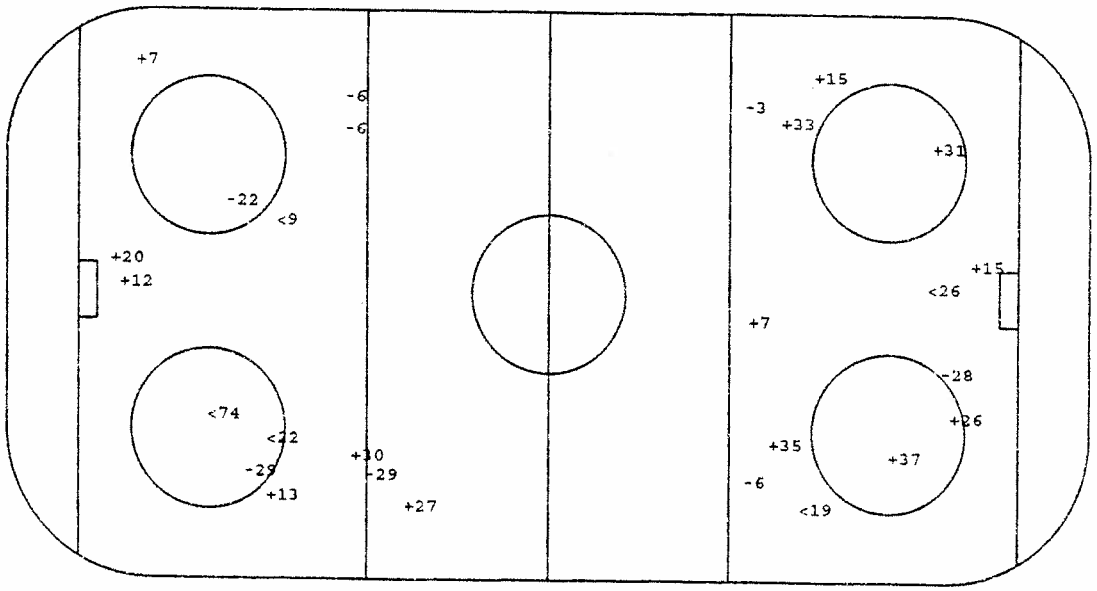

○ Goal +SSG <SSP -SPG

Face - Offs

DZ	MZ	AZ
-14	7	7
37	36	36
36	- 7	36
37	7	31
-14	-36	-37
7	36	-14
7	7	
36		

Defense Activity

Team	BCH	SCH	BBL	SBL	BAC	PRE	PCL	-LOP	-PAP
GER	6	6	35		32	13	19		
	6	26	19		36	31	28		
	28	6			9	6	13		
	19				18	36	18		
	6				36	32	13		
	35				7	35	13		
	32						35		
AUT	30	74	27	29	22	7 12	7	6	
	47	29	47	7	20	9 22	12		
	7	29	47		29	27 24	30		
		22	29		20	24 6			
		17	47		13	16 16			
		9	22			17 47			
			24			32 7			
			24			9			

Face - Offs

AZ	MZ	DZ
7	- 7	-13
-27	-22	- 9
-29	7	- 9
-22	- 9	-29
7	22	9
-22	-22	7
- 7	- 7	
-29		

GK GoalKeeper
SSG Shot Saved by GK
SSP Shot Saved by def.Player
SPG Shot Past Goal
DZ Defence Zone
MZ Middle Zone
AZ Attack Zone
BCH BodyCHeck
SCH Stick Contact Check
BBL BodyBLock
SBL ShotBLock
BAC BAck Checking
PRE Puck REcovery
PCL Puck CLearing
LOP Loss Of Puck
PAP Play Away from Puck

Gestetner

AUT **GK 23**

13

35

GK 1

Date: 94. 4.25 **Game No: 4** **Period: 3**

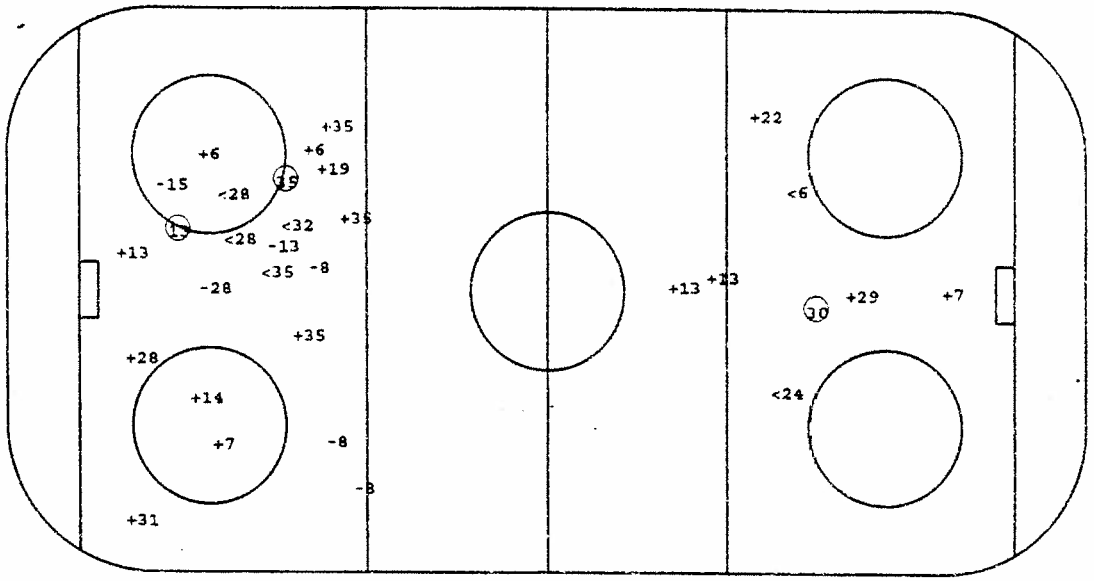

GER **GK 30**

30

GK 27

O Goal +SSG <SSP -SPG

Face - Offs

DZ	MZ	AZ
7	- 7	
7	- 9	
- 7	- 7	
- 7	-22	
- 7	-13	
- 7	-29	
9	22	
7	- 7	

Defense Activity

Team	BCH	SCH	BBL	SBL	BAC	PRE	PCL	-LOP	-PAP
AUT	9	7	32	32	13	9 26	22 16		20
	12	17	16	9	74	24	17 4		29
	9	13	30	6	22	7	30 13		
	12	24	4	7		13	24 26		
			24			47	4 16		
			6			74	7 26		
			16			22	4 24		
			30			6	13		
GER	14		28	36		13 13 28	6	18	8
	8		6	28		6 18	7	7	
	3		32			35 36	8	28	
	6		33			19 15	19		
	8					28 8	18		
						36 13	6		
						36 28	3		
						8 28	35		

Face - Offs

AZ	MZ	DZ
-14	7	
-36	7	
14	7	
14	36	
7	14	
7	7	
-36	- 7	
- 7	14	

GK GoalKeeper
SSG Shot Saved by GK
SSP Shot Saved by def.Player
SPG Shot Past Goal
DZ Defence Zone
MZ Middle Zone
AZ Attack Zone
BCH BodyCHeck
SCH Stick Contact Check
BBL BodyBLock
SBL ShotBLock
BAC BAck Checking
PRE Puck REcovery
PCL Puck CLearing
LOP Loss Of Puck
PAP Play Away from Puck

Gestetner

Players by Team AUT

Including Game No.:4

Family & Surname	No	Po	GP	PI	G	A1	A2	PTS	S	SG%	SSG	SSP	SPG	PPG	SHG	GWG	GTG	GAP	PIM	AVG	2	5	10	GMP	DAC	BCH	SCH	BBL	BAC	SBL	PRB	PCL	LOP	PAP	POP	NEP	+/-	FO+	FO-	FO%
PUSCHACHER Michael	23	GK	1	1	0	0	0	0	0	0.00	0	0	0	0	0	0	0	0	0	0.00	0	0	0	0	0	0	0	0	0	0	0	0	0	0	2	2	0	0	0	0.00
DALPIAZ Claus	31	GK	1	0	0	0	0	0	0	0.00	0	0	0	0	0	0	0	0	0	0.00	0	0	0	0	0	0	0	0	0	0	0	0	0	0	0	0	0	0	0	0.00
SUTTNIG Michael	1	GK	1	0	0	0	0	0	0	0.00	0	0	0	0	0	0	0	0	0	0.00	0	0	0	0	0	0	0	0	0	0	0	0	0	0	0	0	0	0	0	0.00
GÜNTNER Michael	32	LD	1	1	0	0	0	0	0	0.00	0	0	0	0	0	0	0	1	4	4.00	2	0	0	0	5	0	1	3	0	1	1	0	0	1	1	0	1	0	0	0.00
ULRICH Martin	47	RD	1	1	0	0	0	0	0	0.00	0	0	0	0	0	0	0	0	0	0.00	0	0	0	0	7	1	0	3	0	0	2	1	0	0	1	1	0	1	0	0.00
BURTON James	6	LD	1	1	0	1	0	1	3	0.00	0	1	2	0	0	0	0	0	0	0.00	0	0	0	0	6	2	0	1	0	1	3	1	2	0	1	0	1	0	0	0.00
LINDER Engelbert	14	RD	1	0	0	0	0	0	0	0.00	0	0	0	0	0	0	0	0	0	0.00	0	0	0	0	0	0	0	0	0	0	0	0	0	0	0	0	0	0	0	0.00
HOHENBERGER Herber	30	RD	1	1	1	0	0	1	2	50.00	1	0	0	1	0	0	0	0	4	4.00	2	0	0	0	6	2	0	2	0	0	1	2	1	0	1	2	-1	0	0	0.00
DOYLE Robin	29	CE	1	1	0	0	0	0	7	0.00	3	0	4	0	0	0	0	0	0	0.00	0	0	0	0	4	0	2	1	1	1	1	0	0	2	0	0	0	0	6	0.00
SHEA Michael	24	RD	1	1	0	0	0	0	1	0.00	0	1	0	0	0	0	0	0	0	0.00	0	0	0	0	13	1	1	6	0	0	4	2	0	1	0	0	0	0	0	0.00
STRAUSS Wolfgang	4	LD	1	1	0	0	0	0	0	0.00	0	0	0	0	0	0	0	0	0	0.00	0	0	0	0	3	0	0	1	0	0	0	3	0	1	0	0	0	0	0	0.00
UNTERLUGGAUER Gerh	8	LD	1	0	0	0	0	0	0	0.00	0	0	0	0	0	0	0	0	0	0.00	0	0	0	0	0	0	0	0	0	0	0	0	0	0	0	0	0	0	0	0.00
KERTH Werner	26	RW	1	1	0	0	0	0	0	0.00	0	0	0	0	0	0	0	0	0	0.00	0	0	0	0	6	0	0	0	1	0	3	2	0	0	2	0	2	0	0	0.00
KALT Dieter	74	RW	1	1	0	0	0	0	1	0.00	0	1	0	0	0	0	0	0	0	0.00	0	0	0	0	7	0	1	1	2	0	2	1	0	0	0	0	0	0	0	0.00
PUSNIK Andreas	7	CE	1	1	0	1	1	2	2	0.00	2	0	0	0	0	0	0	0	0	0.00	0	0	0	0	11	1	1	0	0	3	4	2	0	0	2	1	1	9	12	42.86
PILLONI Patrick	20	LW	1	1	0	0	0	0	2	0.00	1	1	0	0	0	0	0	0	2	2.00	1	0	0	0	1	0	0	0	2	0	0	0	0	1	0	1	-1	0	0	0.00
MÜHR Manfred	13	LW	1	1	0	0	0	0	4	0.00	4	0	0	0	0	0	0	0	0	0.00	0	0	0	0	7	0	1	0	2	0	1	3	0	0	0	1	-1	0	3	0.00
STRONG Kenneth	22	CE	1	1	0	0	0	0	3	0.00	1	1	1	0	0	0	0	1	4	4.00	2	0	0	0	9	0	1	2	2	0	2	2,	0	0	0	0	0	6	8	42.86
LANZINGER Günther	17	RW	1	1	0	0	0	0	1	0.00	1	0	0	0	0	0	0	0	0	0.00	0	0	0	0	3	0	2	0	0	0	1	1	1	0	0	1	-1	0	0	0.00
KROMP Wolfgang	27	LW	1	1	0	0	0	0	1	0.00	1	0	0	0	0	0	0	0	2	2.00	1	0	0	0	4	0	0	1	0	0	2	1	0	0	0	0	0	0	1	0.00
RAUCHENWALD Gerald	9	CE	1	1	0	0	0	0	2	0.00	1	1	0	0	0	0	0	0	2	2.00	1	0	0	0	9	2	1	0	0	1	5	0	0	0	0	1	-1	3	7	30.00
NASHEIM Richard	16	LW	1	1	1	0	0	1	2	50.00	1	0	0	0	0	0	0	0	0	0.00	0	0	0	0	9	0	0	3	0	0	3	3	0	0	2	0	2	0	0	0.00
PUSCHNIK Gerhard	12	RW	1	1	0	0	0	0	2	0.00	2	0	0	0	0	0	0	0	2	2.00	1	0	0	0	6	2	0	1	1	0	1	1	0	0	0	0	0	0	0	0.00

Family & Surname	No	Po	GP	PI	MIP	MPI%	SOG	GA	SVS	SVS%	GAA	GKC	SHGA	SO	AVG	2	5	10	GMP	GAP
PUSCHACHER Michael	23	GK	1	1	60.00	100.00	33	2	31	93.94	2.00	12.12	1	0	0.00	0	0	0	0	0
DALPIAZ Claus	31	GK	1	0	0.00	0.00	0	0	0	0.00	0.00	0.00	0	0	0.00	0	0	0	0	0
SUTTNIG Michael	1	GK	1	0	0.00	0.00	0	0	0	0.00	0.00	0.00	0	0	0.00	0	0	0	0	0

Players by Team GER

Including Game No.:4

Family & Surname	No	Po	GP	PI	G	A1	A2	PTS	S	SG%	SSG	SSP	SPG	PPG	SHG	GWG	GTG	GAP	PIM	AVG	2	5	10	GMP	DAC	BCH	SCH	BBL	BAC	SBL	PRE	PCL	LOP	PAP	POP	NEP	+/-	FO+	FO-	FO%
BOEHM Richard	14	CE	1	1	0	0	0	0	2	0.00	1	0	1	0	0	0	0	0	0	0.00	0	0	0	0	1	1	1	0	0	0	0	0	1	0	0	1	-1	6	5	54.55
REICHEL Martin	36	CE	1	1	0	0	0	0	0	0.00	0	0	0	0	0	0	0	0	0	0.00	0	0	0	0	10	0	0	1	3	1	4	1	0	0	0	1	-1	8	3	72.73
EVTUSHEVSKI Gregor	9	RW	1	1	0	0	0	0	0	0.00	0	0	0	0	0	0	0	0	4	4.00	2	0	0	0	4	1	1	1	1	0	0	0	0	0	0	0	0	0	0	0.00
HANDRICK Jörg	31	LW	1	1	0	0	0	0	3	0.00	2	1	0	0	0	0	0	0	0	0.00	0	0	0	0	1	0	0	0	0	0	1	0	0	0	0	0	0	1	0	100.00
SCHINKO Thomas	12	LW	1	0	0	0	0	0	0	0.00	0	0	0	0	0	0	0	0	0	0.00	0	0	0	0	0	0	0	0	0	0	0	0	0	0	0	0	0	0	0	0.00
RUMRICH Michael	26	RW	1	1	0	0	0	0	2	0.00	1	1	0	0	0	0	0	0	0	0.00	0	0	0	0	1	0	1	0	0	0	0	0	0	0	0	0	0	0	0	0.00
BRANDL Thomas	7	CE	1	1	0	1	0	1	2	0.00	2	0	0	0	0	0	0	0	0	0.00	0	0	0	0	4	1	0	0	1	0	2	1	1	0	2	0	2	14	6	70.00
STEFAN Leo	13	LW	1	1	1	0	0	1	4	25.00	2	0	1	0	0	0	0	0	0	0.00	0	0	0	0	6	0	0	0	0	0	4	3	1	0	2	0	2	0	0	0.00
ABSTREITER Tobias	37	CE	1	1	0	0	0	0	1	0.00	1	0	0	0	0	0	0	0	0	0.00	0	0	0	0	2	1	0	1	0	0	0	0	0	0	0	0	0	8	4	66.67
KÖPF Ernst	33	RW	1	1	0	0	0	0	3	0.00	1	1	1	0	0	0	0	0	0	0.00	0	0	0	0	0	0	0	1	0	0	0	0	0	1	1	1	0	0	0	0.00
KUMMER Wolfgang	28	RW	1	1	0	0	0	0	7	0.00	3	2	2	0	0	0	0	0	0	0.00	0	0	0	0	9	1	0	1	0	1	6	1	1	0	0	0	0	0	0	0.00
LÜDEMANN Mirko	18	RD	1	1	0	0	0	0	3	0.00	2	0	1	0	0	0	0	0	2	2.00	1	0	0	0	4	0	0	0	1	0	2	2	1	0	1	2	-1	0	0	0.00
GULDA Peter	8	LD	1	1	0	1	0	1	4	0.00	0	1	3	0	0	0	0	0	0	0.00	0	0	0	0	7	3	1	0	0	0	3	1	0	1	1	0	1	0	0	0.00
BRESAGK Michael	2	LD	1	0	0	0	0	0	0	0.00	0	0	0	0	0	0	0	0	0	0.00	0	0	0	0	0	0	0	0	0	0	0	0	0	0	0	0	0	0	0	0.00
MEYER Jayson	35	RD	1	1	1	0	0	1	7	14.29	4	1	1	1	0	0	0	0	2	2.00	1	0	0	0	10	1	0	1	0	0	6	2	0	0	1	0	1	0	0	0.00
MAYR Jörg	6	RD	1	1	0	0	0	0	7	0.00	6	0	1	0	0	0	0	0	0	0.00	0	0	0	0	12	5	2	1	0	0	2	3	0	1	1	2	-1	0	0	0.00
NIEDERBERGER Andre	19	RD	1	1	0	0	0	0	3	0.00	1	2	0	0	0	0	0	1	2	2.00	1	0	0	0	9	2	0	2	0	0	3	2	0	0	0	0	0	0	0	0.00
KIENASS Torsten	3	RD	1	1	0	0	0	0	2	0.00	0	0	2	0	0	0	0	0	0	0.00	0	0	0	0	3	1	0	0	0	0	0	2	0	0	0	0	0	0	0	0.00
SELIGER Marc	40	GK	1	0	0	0	0	0	0	0.00	0	0	0	0	0	0	0	0	0	0.00	0	0	0	0	0	0	0	0	0	0	0	0	0	0	0	0	0	0	0	0.00
MERK Klaus	27	GK	1	0	0	0	0	0	0	0.00	0	0	0	0	0	0	0	0	0	0.00	0	0	0	0	0	0	0	0	0	0	0	0	0	0	0	0	0	0	0	0.00
HEISS Joseph	30	GK	1	1	0	0	0	0	0	0.00	0	0	0	0	0	0	0	0	0	0.00	0	0	0	0	0	0	0	0	0	0	0	0	0	0	0	0	0	0	0	0.00
HILGER Raimund	15	RW	1	1	0	0	0	0	8	0.00	4	1	3	0	0	0	0	0	2	2.00	1	0	0	0	0	0	0	0	0	0	0	0	0	0	2	2	0	0	0	0.00
BENDA Jan	32	RW	1	1	0	0	0	0	2	0.00	1	1	0	0	0	0	0	0	0	0.00	0	0	0	0	4	2	0	1	1	0	1	0	0	1	1	1	0	0	0	0.00

Family & Surname	No	Po	GP	PI	MIP	MPI%	SOG	GA	SVS	SVS%	GAA	GKC	SHGA	SO	AVG	2	5	10	GMP	GAP
SELIGER Marc	40	GK	1	0	0.00	0.00	0	0	0	0.00	0.00	0.00	0	0	0.00	0	0	0	0	0
MERK Klaus	27	GK	1	0	0.00	0.00	0	0	0	0.00	0.00	0.00	0	0	0.00	0	0	0	0	0
HEISS Joseph	30	GK	1	1	60.00	100.00	20	2	18	90.00	2.00	20.00	1	0	0.00	0	0	0	0	0







ICEHOCKEY WORLD CHAMPIONSHIP / POOL - A / BOLZANO/BOZEN - VAL DI FASSA - MILANO / ITALIA - 25.04. - 08.05.1994

Date: 26. 4.94 Start:16:00 End: :00 Place:Bolzano-Bozen Game Nr.: 6 Page 1 of 1

Team A: GBR

Family & Given Name	Nr	Pos	P	G	Time	S	A1	A2	GS	Positive Part A						Negative Part B						PENALTIES Time	Nr	Min	Offence	Start	End
MC CRONE John	1	*GK	Y	1	8.52	22	17		EQ	1	22	17	24	13	18	1	22	13	26	28	19	9.26	6	2	HI-ST	9.26	11.11
MC KEY Martin	30	GK	N	2	46.54	14	22		EQ	1	14	22	19	2	18	20	8	5	15	27	12	30.00	6	2	HOOK	30.00	32.00
CHINN Nicholas	2	LW	Y	3	47.31	17	11		EQ	1	17	11	6	24	5	20	28	24	22	19	4	34.42	3	2	INTERF	34.42	36.42
O'CONNER Michael A	3	LD	Y																			38.16	13	2	HI-ST	38.16	40.16
CRANSTON Tim	4	CE	Y																			38.16	13	2	ROUGH	40.16	42.16
COOPER Stephen A	5	*LD	Y																			44.00	2	2	TOO-M	44.00	46.00
HOPE Shannon	6	*LD	Y																			48.37	27	2	HOOK	48.37	50.37
COTE Matthew	7	RW	Y																			53.47	19	2	SLASH	53.47	55.47
HAND Anthony	9	*RW	Y																			54.43	6	2	HI-ST	54.43	54.43
MC EWEN Douglas	10	CE	Y																			56.47	11	2	HOOK	56.47	57.14
FERA Richard	11	CE	Y																			57.00	7	2	BOARD	57.00	59.00
BREBANT Richard	13	*CE	Y																								
SCOTT Patrick	14	CE	Y																								
COOPER Ian	16	*LW	Y																								
CONWAY Kevin	17	RW	Y																								
[illegible] Brian	18	RD	Y																								
[illegible]ISON Scott	19	CE	Y																								
KELLAND Christopher C	21	LD	Y																								
KURTENBACH Terry	22	RD	Y																								
MORRIS Francis	24	CE	Y																								
LONGSTAFF David	25	RW	Y																								
MALO Andre	27	LD	Y																								

Coach:DAMPIER Alex Coach:JOHNSON Peter Manager:TOEMAN Nico

Team B: RUS

Family & Given Name	Nr	Pos	P	G	Time	S	A1	A2	GS	Positive Part B						Negative Part A						PENALTIES Time	Nr	Min	Offence	Start	End
IVANNIKOV Valeri	20	GK	Y	1	2.58	27			EQ	1	27	22	12	8	15	1	10	2	4	3	27	17.09	19	2	HOOK	17.09	19.09
CHTALENKOV Mikhail	1	*GK	Y	2	4.26	11	13	26	EQ	1	11	13	26	22	6	1	13	5	6	16	9	17.40	2	2	CROSS	17.40	19.40
IOUCHKEVITCH Dmitri	2	RD	Y	3	7.09	6	27		EQ	1	6	27	15	12	8	1	2	10	3	4	25	28.36	12	2	INTERF	28.36	30.36
JITNIK Alexei A	4	LD	Y	4	11.11	26			PP	1	26	13	11	22	6	1	16	5	13	7		33.47	28	2	HI-ST	33.47	35.47
SMIRNOV Alexandre	5	LD	Y	5	12.42	23			EQ	1	23	19	4	28	24	1	22	4	18	2	10	38.16	19	2	HI-ST	38.16	40.16
PROLOV Dmitri	8	LD	Y	6	14.49	29	2	25	EQ	1	29	2	25	24	5	1	16	13	9	21	3	41.07	15	2	HI-ST	41.07	43.07
FEDOULOV Igor	11	*LW	Y	7	37.35	22	19		EQ	1	22	19	4	24	23	1	6	14	10	5	2	44.41	12	2	SLASH	44.41	46.41
GORBATCHEV Edouard	12	LW	Y	8	37.59	28	22		EQ	1	28	22	19	4	24	1	18	22	25	19	14	51.07	2	2	ELBOW	51.07	53.07
KAMENSKI Valeri A	13	*RW	Y	9	45.34	13	6		EQ	20	13	6	22	26		1	4	10	21	7		52.53	24	2	MISC	52.53	54.53
KMELINE Anatoli	15	LW	Y	10	57.14	12	29	5	PP	20	12	29	5	2	25	1	9	6	10			54.43	6	2	ROUGH	54.43	56.43
KIAKINE Ilia C	6	*LD	Y	11	59.41	19			EQ	20	19	24	4	28	23	1	22	19	14	25	18						
LACHINE Alexei	19	RW	Y	12	59.59	23	19		EQ	20	23	19	24	4	28	1	2	13	16	11	24						
CHENDELEV Serguei	22	*LD	Y																								
BOURE Valeri	23	LW	Y																								
KIKOLICHINE Andrei	24	LW	Y																								
[illegible]LAKOV Iouri	25	LW	Y																								
[illegible]LENKO Andrei	26	*LW	Y																								
[illegible]ZOUKLADNIKOV Viat	27	LW	Y																								
OULANOV Igor	28	LD	Y																								
BEREZINE Sergei	29	RW	Y																								

Coach:MIKHAILOV Boris Coach:TUZIK Igor Manager:MERINOV Vladimir

Game Summary

P	GF:GA	SSG	SSP	SPG	SOG	S	PIM	TPP	PPG	SHG	PO+	DAC
1	1:6	9:10	2:5	0:6	10:16	12:27	2:4	2.31:1.45	0:1	0:0	10:11	44:17
2	0:2	7:21	3:5	4:3	7:23	14:31	8:6	2.19:2.19	0:0	0:0	10:6	51:19
3	2:4	6:12	3:4	2:4	8:16	13:24	12:10	5.18:5.45	0:1	0:0	8:17	33:10
EQ	3:12	22:43	8:14	6:13	25:55	39:82	22:20	10.08:9.49	0:2	0:0	28:34	128:46

Goalkeepers Record

Time	GKA	GKB	ENG	A	MIP	B	MIP
0.00	1	1		1	60.00	1	40.00
40.00		20		30	0.00	20	20.00

Referee	Linesman	Linesman	Goaljudge	Goaljudge	Game-TKP	Pen-TKP	Off.Scorer	Spect.
Pöltelä, Seppo	Rautavuori, J	Strasil, E.	Agostini	Mase	Saveri	Bianchet	Sarto	1200

Gestetner

Date: 94. 4.26 **Game No: 6** **Period: 1**

RUS GK 1

22

GK 20

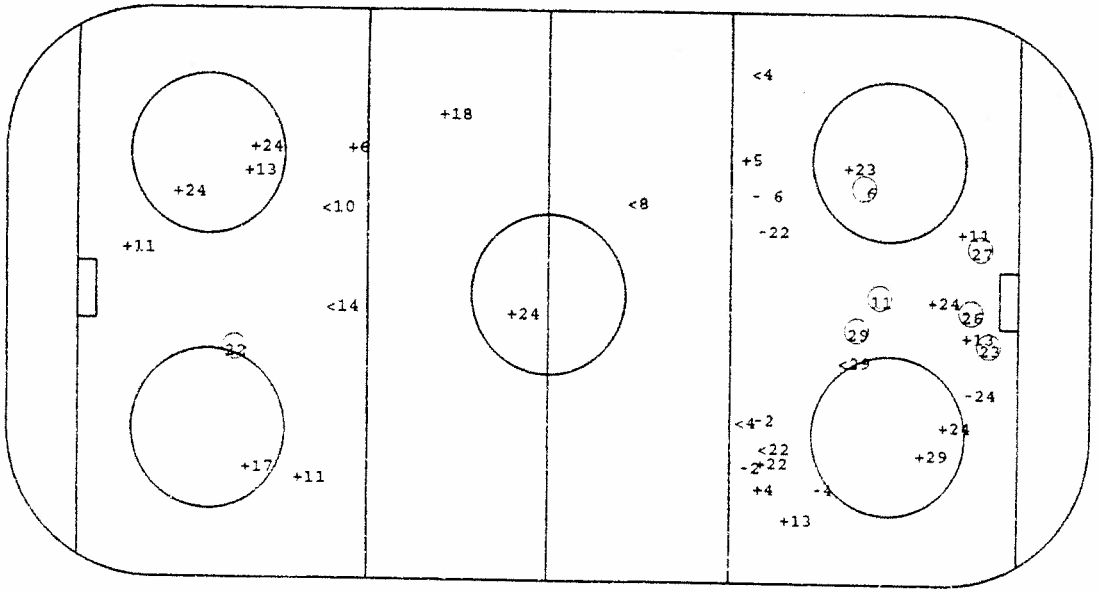

GBR GK 1

11

27

26 6 29 23

GK 30

○ Goal +SSG <SSP -SPG

Face - Offs

DZ	MZ	AZ
-19	11	11
-11	25	19
-25	-11	25
-25	-11	11
-13	11	-27
	25	19
	-25	
	-19	
	25	
	27	

Defense Activity

Team	BCH	SCH	BBL	SBL	BAC	PRE	PCL	-LOP	-PAP
RUS	4	24	24			11 13		26	
	8	27	6			25 27		8	
	27					29 29			
						19 4			
						4			
						26			
						6			
						4			
GBR	6 5	19	13	6	24	4 24	7 13 3	5	27 5
	2	6	18	7		22 22	13 18 27		5 18
	4		27	7		16 22	27 5 18		6 7
	27		24	7		7 14	16 7		9
	22		19	7		24 13	7 4		4
	10					11 17	7 22		7
	21					18 10	27 6		10
	3					5	3 5		7

Face - Offs

AZ	MZ	DZ
11	-13	-13
11	-19	-11
11	13	-13
11	13	-13
13	-13	19
	-19	- 4
	14	
	10	
	-13	
	-11	

GK GoalKeeper
SSG Shot Saved by GK
SSP Shot Saved by def.Player
SPG Shot Past Goal
DZ Defence Zone
MZ Middle Zone
AZ Attack Zone
BCH BodyCHeck
SCH Stick Contact Check
BBL BodyBLock
SBL ShotBLock
BAC BAck Checking
PRE Puck REcovery
PCL Puck CLearing
LOP Loss Of Puck
PAP Play Away from Puck

Gestetner

Gestetner

Date: 94. 4.26 **Game No: 6** **Period: 2**

GBR GK 1

28

22

GK 30

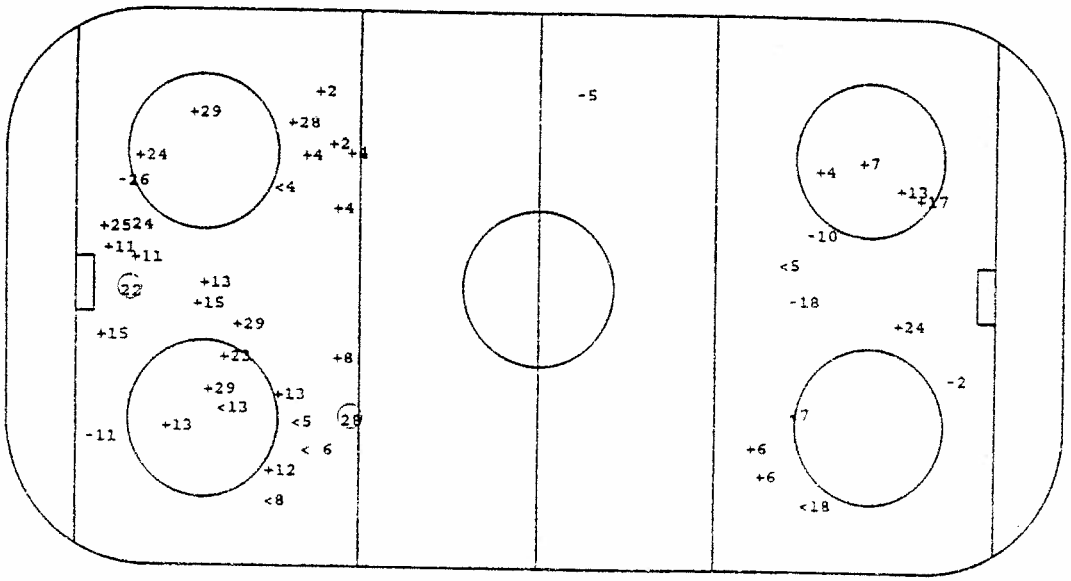

RUS GK 1

GK 20

○Goal +SSG <SSP -SPG

Face - Offs

DZ	MZ	AZ
24	-27	-11
-19	13	7
-11	-13	
14	7	
14	19	
10	13	
19		
-19		

Defense Activity

Team	BCH	SCH	BBL	SBL	BAC	PRE	PCL	-LOP	-PAP
GBR	2 16	9	11 27	7	5	11 9	7 3	14	6
	10	22	21	7	24	10 10	13 6	14	
	24	5	13	24	10	7 5	9 5		
	27		21	21	19	22 6	10 16		
	11		4	6		24	10		
	3		22			22	5		
	7		14			5	27		
	13		16			7	7		
RUS	19	4		26	26	25 27	4	5	4
		27		12		12	6		
		26				19	24		
		24				19			
		2				29			
						5			
						24			
						1			

Face - Offs

AZ	MZ	DZ
-19	11	19
27	-11	-12
24	25	
-25	-12	
-27	-19	
-25	-19	
-19		
24		

GK GoalKeeper
SSG Shot Saved by GK
SSP Shot Saved by def.Player
SPG Shot Past Goal
DZ Defence Zone
MZ Middle Zone
AZ Attack Zone
BCH BodyCHeck
SCH Stick Contact Check
BBL BodyBLock
SBL ShotBLock
BAC BAck Checking
PRE Puck REcovery
PCL Puck CLearing
LOP Loss Of Puck
PAP Play Away from Puck

Gestetner

RUS **GK 1**

GK 20

14
17

Date: 94. 4.26 **Game No: 6** **Period: 3**

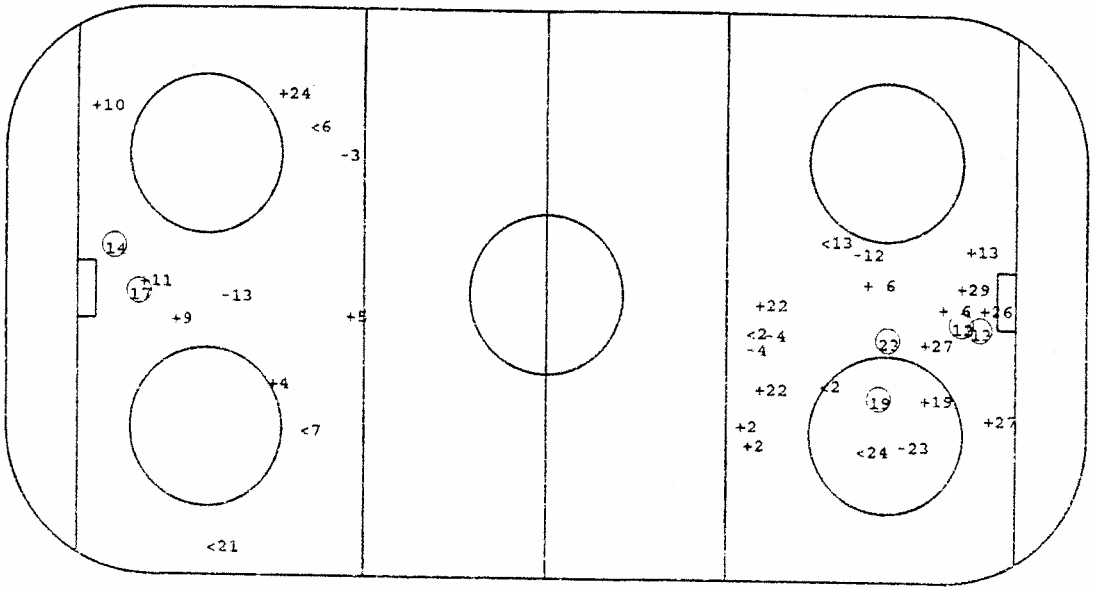

GBR **GK 1**

19
23
12

GK 30

○Goal +SSG <SSP -SPG

Face - Offs

DZ	MZ	AZ
-27	27	25
-25	27	25
19	-13	26
	26	26
	-25	11
	-19	27
	25	-27
	-27	-12
	25	25
	19	11
		27
		19

Defense Activity

Team	BCH	SCH	BBL	SBL	BAC	PRE	PCL	-LOP	-PAP
RUS	2	8	8		15	28	28	5	4
	2	15	28			12	6	6	5
	28					22	24	8	28
						28	25	19	
						4		12	
						19		2	
						5			
GBR	2	10	18	5		7 24	5 16	9	16
	27	6		5		27	22 11		9
	10	27		16		5	11		
	5	5		24		2	24		
	7	16				24	27		
		5				22	5		
		17				5	5		
						5	27		

Face - Offs

AZ	MZ	DZ
13	-24	-11
4	-24	- 4
-14	14	-13
	- 4	-11
	14	-13
	11	-11
	- 4	11
	11	9
	- 9	-21
	-13	-16
		-11
		-13

GK GoalKeeper
SSG Shot Saved by GK
SSP Shot Saved by def.Player
SPG Shot Past Goal
DZ Defence Zone
MZ Middle Zone
AZ Attack Zone
BCH BodyCHeck
SCH Stick Contact Check
BBL BodyBLock
SBL ShotBLock
BAC BAck Checking
PRE Puck REcovery
PCL Puck CLearing
LOP Loss Of Puck
PAP Play Away from Puck

C.O.N.I.
ICE HOCKEY WORLD CHAMPIONSHIP / POOL - A / BOLZANO/BOZEN - VAL DI FASSA - MILANO / ITALIA - 25.04. - 08.05.1994

Players by Team GBR

Including Game No.:5

Family & Surname	No	Po	GP	PI	G	A1	A2	PTS	S	SG%	SSG	SSP	SPG	PPG	SHG	GWG	GTG	GAP	PIM	AVG	2	5	10	GMP	DAC	BCH	SCH	BBL	BAC	SBL	PRE	PCL	LOP	PAP	POP	NEP	+/-	FO+	FO-	FO%
COTE Matthew	7	RW	1	1	0	0	0	0	3	0.00	1	2	0	0	0	0	0	1	2	2.00	1	0	0	0	15	2	0	0	0	6	4	6	0	3	0	2	-2	2	0	100.00
O'CONNER Michael	3	LD	1	1	0	0	0	0	1	0.00	0	0	1	0	0	0	0	0	2	2.00	1	0	0	0	5	2	0	0	0	0	0	3	0	0	0	3	-3	0	0	0.00
MC CRONE John	1	GK	1	1	0	0	0	0	0	0.00	0	0	0	0	0	0	0	0	0	0.00	0	0	0	0	0	0	0	0	0	0	0	0	0	0	0	3	-9	0	0	0.00
MASON Brian	18	RD	1	1	0	0	0	0	3	0.00	1	1	1	0	0	0	0	0	0	0.00	0	0	0	0	4	0	0	2	0	0	1	2	0	1	2	3	-1	0	0	0.00
MC EWEN Douglas	10	CE	1	1	0	0	0	0	3	0.00	1	1	1	0	0	0	0	0	0	0.00	0	0	0	0	9	3	1	0	1	0	3	2	0	1	0	6	-6	2	0	100.00
COOPER Stephen	5	LD	1	1	0	0	0	0	3	0.00	1	1	1	0	0	0	0	0	0	0.00	0	0	0	0	18	2	3	0	1	2	6	7	1	2	1	3	-2	0	0	0.00
MC KEY Martin	30	GK	1	0	0	0	0	0	0	0.00	0	0	0	0	0	0	0	0	0	0.00	0	0	0	0	0	0	0	0	0	0	0	0	0	0	0	0	0	0	0	0.00
KELLAND Christophe	21	LD	1	1	0	0	0	0	1	0.00	0	1	0	0	0	0	0	0	0	0.00	0	0	0	0	4	1	0	2	0	1	0	0	0	0	0	2	-2	0	1	0.00
MALO Andre	27	LD	1	1	0	0	0	0	0	0.00	0	0	0	0	0	0	0	0	2	2.00	1	0	0	0	12	3	1	2	0	0	1	6	0	1	0	1	-1	0	1	0.00
HANSON Moray	29	GK	1	0	0	0	0	0	0	0.00	0	0	0	0	0	0	0	0	0	0.00	0	0	0	0	0	0	0	0	0	0	0	0	0	0	0	0	0	0	0	0.00
MORRIS Francis	24	CE	1	1	0	0	0	0	5	0.00	5	0	0	0	0	0	0	0	0	0.00	0	0	0	0	12	1	0	1	2	2	5	1	0	0	2	1	1	1	2	33.33
HOPE Shannon	6	LD	1	1	0	0	0	0	4	0.00	3	1	0	0	0	0	0	1	6	6.00	3	0	0	0	6	1	2	0	0	2	1	2	0	2	1	3	-2	0	0	0.00
CONWAY Kevin	17	RW	1	1	1	1	0	2	3	33.33	2	0	0	0	0	0	0	0	0	0.00	0	0	0	0	2	0	1	0	0	0	1	0	0	0	2	0	2	0	0	0.00
SCOTT Patrick	14	CE	1	1	1	0	0	1	2	50.00	0	1	0	0	0	0	0	0	0	0.00	0	0	0	0	0	0	0	1	0	0	1	0	2	0	1	3	-2	5	1	83.33
CRANSTON Tim	4	CE	1	1	0	0	0	0	2	0.00	2	0	0	0	0	0	0	0	0	0.00	0	0	0	0	3	1	0	1	0	0	1	1	0	1	0	4	-4	1	4	20.00
HAND Anthony	9	RW	1	1	0	0	0	0	1	0.00	1	0	0	0	0	0	0	0	0	0.00	0	0	0	0	0	0	1	0	0	0	1	1	1	2	0	3	-3	1	1	50.00
CHINN Nicholas	2	LW	1	1	0	0	0	0	1	0.00	0	0	1	0	0	0	0	1	2	2.00	1	0	0	0	4	3	0	0	0	0	1	0	0	0	1	5	-4	0	0	0.00
COOPER Ian	16	LW	1	1	0	0	0	0	0	0.00	0	0	0	0	0	0	0	0	0	0.00	0	0	0	0	7	1	1	1	0	1	1	3	0	1	0	4	-4	0	1	0.00
KURTENBACH Terry	22	RD	1	1	1	1	0	2	1	100.00	0	0	0	0	0	0	0	0	0	0.00	0	0	0	0	11	1	1	1	0	0	6	2	0	0	2	3	-1	0	0	0.00
MORRISON Scott	19	CE	1	1	0	0	0	0	0	0.00	0	0	0	0	0	0	0	0	2	2.00	1	0	0	0	3	0	1	1	1	0	0	0	0	0	1	2	-1	3	4	42.86
LONGSTAFF David	25	RW	1	1	0	0	0	0	0	0.00	0	0	0	0	0	0	0	0	0	0.00	0	0	0	0	0	0	0	0	0	0	0	0	0	0	0	3	-3	0	0	0.00
FERA Richard	11	CE	1	1	0	1	0	1	3	0.00	3	0	0	0	0	0	0	1	2	2.00	1	0	0	0	6	1	0	1	0	0	2	2	0	0	1	1	0	7	8	46.67
BREBANT Richard	13	CE	1	1	0	0	0	0	3	0.00	2	0	1	0	0	0	0	0	4	4.00	2	0	0	0	7	1	0	2	0	0	1	3	0	0	1	4	-3	6	11	35.29

Family & Surname	No	Po	GP	PI	MIP	MPI%	SOG	GA	SVS	SVS%	GAA	GKC	SHGA	SO	AVG	2	5	10	GMP	GAP
MC CRONE John	1	GK	1	1	60.00	100.00	55	12	43	78.18	12.00	261.84	2	0	0.00	0	0	0	0	0
MC KEY Martin	30	GK	1	0	0.00	0.00	0	0	0	0.00	0.00	0.00	0	0	0.00	0	0	0	0	0
HANSON Moray	29	GK	1	0	0.00	0.00	0	0	0	0.00	0.00	0.00	0	0	0.00	0	0	0	0	0

Players by Team RUS

Including Game No.:5

Family & Surname	No	Po	GP	PI	G	A1	A2	PTS	S	SG%	SSG	SSP	SPG	PPG	SHG	GWG	GTG	GAP	PIM	AVG	2	5	10	GMP	DAC	BCH	SCH	BBL	BAC	SBL	PRE	PCL	LOP	PAP	POP	NEP	+/-	FO+	FO-	FO%
BEREZINE Sergei	29	RW	1	1	1	1	0	2	7	14.29	5	1	0	0	0	0	0	0	0	0.00	0	0	0	0	3	0	0	0	0	0	3	0	0	0	2	0	2	0	0	0.00
BEZOUKLADNIKOV Via	27	LW	1	1	1	1	0	2	3	33.33	2	0	0	0	0	0	0	0	0	0.00	0	0	0	0	5	1	2	0	0	0	2	0	0	0	2	1	1	6	5	54.55
KOVALENKO Andrei	26	LW	1	1	1	0	1	2	3	33.33	1	0	1	1	0	1	0	0	0	0.00	0	0	0	0	3	0	1	0	1	1	1	0	1	0	3	1	2	3	0	100.00
TSYPLAKOV Iouri	25	LW	1	1	0	0	1	1	1	0.00	1	0	0	0	0	0	0	0	0	0.00	0	0	0	0	3	0	0	0	0	0	2	1	0	0	2	0	2	10	7	58.82
KIKOLICHINE Andrei	24	LW	1	1	0	0	0	0	6	0.00	3	1	2	0	0	0	0	0	2	2.00	1	0	0	0	6	0	2	1	0	0	1	2	0	0	6	1	5	2	0	100.00
BOURE Valeri	23	LW	1	1	2	0	0	2	5	40.00	2	0	1	0	0	0	0	0	0	0.00	0	0	0	0	0	0	0	0	0	0	0	0	0	0	4	0	4	0	0	0.00
IACHINE Alexei	19	RW	1	1	1	2	0	3	2	50.00	1	0	0	0	0	0	0	0	4	4.00	2	0	0	0	4	1	0	0	0	0	4	0	1	0	5	2	3	6	7	46.15
EMELINE Anatoli	15	LW	1	1	0	0	0	0	2	0.00	2	0	0	0	0	0	0	0	2	2.00	1	0	0	0	2	0	1	0	1	0	0	0	0	0	2	1	1	0	0	0.00
KAMENSKI Valeri	13	RW	1	1	1	1	0	2	9	11.11	6	2	0	0	0	0	0	0	0	0.00	0	0	0	0	1	0	0	0	0	0	1	0	0	0	3	1	2	0	2	0.00
GORBATCHEV Edouard	12	LW	1	1	1	0	0	1	3	33.33	1	0	1	1	0	0	0	0	4	4.00	2	0	0	0	2	0	0	0	0	1	2	0	1	0	3	1	2	0	3	0.00
FEDOULOV Igor	11	LW	1	1	1	0	0	1	5	20.00	3	0	1	0	0	0	0	0	0	0.00	0	0	0	0	1	0	0	0	0	0	1	0	0	0	2	0	2	7	4	63.64
OULANOV Igor	28	LD	1	1	1	0	0	1	2	50.00	1	0	0	0	0	0	0	0	2	2.00	1	0	0	0	4	1	0	1	0	0	2	1	0	1	4	2	2	0	0	0.00
CHENDELEV Serguei	22	LD	1	1	1	1	0	2	6	16.67	3	1	1	0	0	0	0	0	0	0.00	0	0	0	0	1	0	0	0	0	0	1	0	0	0	6	2	4	0	0	0.00
FROLOV Dmitri	8	LD	1	1	0	0	0	0	3	0.00	1	2	0	0	0	0	0	0	0	0.00	0	0	0	0	1	1	1	1	0	0	0	0	2	0	2	1	1	0	0	0.00
BIAKINE Ilia	6	LD	1	1	1	1	0	2	5	20.00	2	1	1	0	0	0	0	0	2	2.00	1	0	0	0	4	0	0	1	0	0	2	2	1	0	4	0	4	0	0	0.00
SMIRNOV Alexandre	5	LD	1	1	0	0	1	1	2	0.00	1	1	0	0	0	0	0	0	0	0.00	0	0	0	0	-2	0	0	0	0	0	1	0	2	1	2	1	1	0	0	0.00
JITNIK Alexei	4	LD	1	1	0	0	0	0	10	0.00	4	3	3	0	0	0	0	0	0	0.00	0	0	0	0	5	1	1	0	0	0	4	1	0	2	5	1	4	0	0	0.00
IOUCHKEVITCH Dmitr	2	RD	1	1	0	1	0	1	8	0.00	4	2	2	0	0	0	0	0	4	4.00	2	0	0	0	2	2	1	0	0	0	0	0	1	0	2	0	2	0	0	0.00
CHIRGAZIEV Albert	30	GK	1	0	0	0	0	0	0	0.00	0	0	0	0	0	0	0	0	0	0.00	0	0	0	0	0	0	0	0	0	0	0	0	0	0	0	0	0	0	0	0.00
IVANNIKOV Valeri	20	GK	1	1	0	0	0	0	0	0.00	0	0	0	0	0	0	0	0	0	0.00	0	0	0	0	0	0	0	0	0	0	0	0	0	0	0	0	0	0	0	0.00
CHTALENKOV Mikhail	1	GK	1	1	0	0	0	0	0	0.00	0	0	0	0	0	0	0	0	0	0.00	0	0	0	0	1	0	0	0	0	0	1	0	0	0	8	1	7	0	0	0.00

Family & Surname	No	Po	GP	PI	MIP	MPI%	SOG	GA	SVS	SVS%	GAA	GKC	SHGA	SO	AVG	2	5	10	GMP	GAP
CHIRGAZIEV Albert	30	GK	1	0	0.00	0.00	0	0	0	0.00	0.00	0.00	0	0	0.00	0	0	0	0	0
IVANNIKOV Valeri	20	GK	1	1	20.00	33.33	8	2	6	75.00	6.00	150.00	0	0	0.00	0	0	0	0	0
CHTALENKOV Mikhail	1	GK	1	1	40.00	66.67	17	1	16	94.12	1.50	8.82	0	0	0.00	0	0	0	0	0

Date: 26. 4.94 Start:20:00 End:22:10 Place:Bolzano-Bozen Game Nr.: 7 Page 1 of 1

Team A: CAN

Family & Given Name	Nr	Pos	P	G	Time	S	A1	A2	GS	Positive Part A						Negative Part B						Time	Nr	Min	Offence	Start	End
RANFORD William	30	GK	N	1	0.34	8	16	22	EQ	31	8	16	22	4	10	1	16	7	26	6	30	22.49	8	2	INTERF	22.49	24.49
FISET Stephane	31	*GK	Y	2	15.19	18	33		EQ	31	18	33	20	19	3	1	20	9	17	14	8	33.17	9	2	ROUGH	33.17	35.17
DOLLAS Bobby	2	LD	Y	3	17.55	27	33		EQ	31	27	33	3	7	11	1	7	16	30	6	26	50.26	33	2	TRIP	50.26	52.26
BERGEVIN Marc	3	LD	Y	4	41.25	27	7		EQ	31	27	7	17	2	25	1	22	13	74	24	22						
BLAKE Rob	4	*RD	Y	5	41.51	17	27		EQ	31	17	27	7	2	25	1	20	9	8	14	17						
ARNOTT Jason	7	CE	Y	6	57.28	27	7		EQ	31	27	7	33	18	3	1	13	8	14	17	9						
SANDERSON Geoff	8	*CE	Y																								
CORSON Shayne A	9	RW	Y																								
RICCI Mike	10	*CE	Y																								
SUCHBERGER Kelly	11	RW	Y																								
VERBEEK Patrick	16	*RW	Y																								
BRINDAMOUR Rod	17	CE	Y																								
EMERSON Nelson	18	CE	Y																								
SAKIC Joseph A	19	CE	Y																								
TAILLE Luc C	20	LW	Y																								
ARDSON Luke	22	*LD	Y																								
SUOR Darryl	25	LD	Y																								
KARIYA Paul	27	LW	Y																								
RACINE Yves	33	LD	Y																								

Coach:KINGSTON George Coach:RENNEY Tom Manager:SATHER Glen

Team B: AUT

Family & Given Name	Nr	Pos	P	G	Time	S	A1	A2	GS	Positive Part B						Negative Part A						Time	Nr	Min	Offence	Start	End
DALPIAZ Claus	31	GK	N	1	50.03	13	27		EQ	1	13	27	6	47	32	31	25	4	17	19	20	3.34	47	2	HOLD	3.34	5.34
SUTTNIG Michael	1	*GK	Y																			18.53	14	2	HOLD	18.53	20.53
STRAUSS Wolfgang	4	LD	Y																			20.00	29	2	DELAY	20.00	22.00
BURTON James	6	*LD	Y																			33.17	32	2	ROUGH	33.17	35.17
PUSNIK Andreas A	7	*CE	Y																			36.11	20	2	HOLD	36.11	38.11
UNTERLUGGAUER Gerha	8	LD	Y																			47.56	13	2	HOLD	47.56	49.56
RAUCHENWALD Gerald	9	CE	Y																			59.39	7	2	HOLD	59.39	60.00
PUSCHNIK Gerhard	12	RW	Y																								
MÖRR Manfred C	13	LW	Y																								
LINDER Engelbert	14	RD	Y																								
HASHEIN Richard	16	*LW	Y																								
LANZINGER Günther	17	RW	Y																								
PILLONI Patrick	20	LW	Y																								
STRONG Kenneth	22	CE	Y																								
A Michael	24	RD	Y																								
H Werner	26	*RW	Y																								
P Wolfgang	27	LW	Y																								
DOYLE Robin	29	CE	Y																								
HOHENBERGER Herbert A	30	*RD	Y																								
GÜNTNER Michael	32	LD	Y																								
ULRICH Martin	47	RD	Y																								
KALT Dieter	74	RW	Y																								

Coach:TYLER Ken Coach:HARAND Kurt Manager:KALT Dieter

Game Summary

P	GF:GA	PSG	PSP	SPG	SOG	S	PIM	TPP	PPG	SHG	PO+	DAC
1	3:0	12:11	4:3	4:0	15:11	23:14	0:6	3.07:0.00	0:0	0:0	13:7	30:55
2	0:0	12:9	6:2	3:2	12:9	21:13	4:4	4.00:2.00	0:0	0:0	11:6	25:22
3	3:1	9:4	2:4	7:2	12:5	21:11	2:4	2.21:2.00	0:0	0:0	14:5	21:34
SU	6:1	33:24	12:9	14:4	39:25	65:38	6:14	9.28:4.00	0:0	0:0	38:18	76:111

Goalkeepers Record

Time	GKA	GKB	ENG	A	MIP	B	MIP
0.00	31	1		31	60.00	1	60.00
				30	0.00	31	0.00

Referee	Linesman	Linesman	Goaljudge	Goaljudge	Game-TKP	Pen-TKP	Off.Scorer	Spect.
Dejthar	Benoist, J.-C	Elvy, J.	Pisoni	Zanon	Goldin	De Luca	Guichardaz	1800

Gestetner

Gestetner

Date: 94. 4.26 **Game No: 7** **Period: 1**

CAN **GK 31**

GK 30

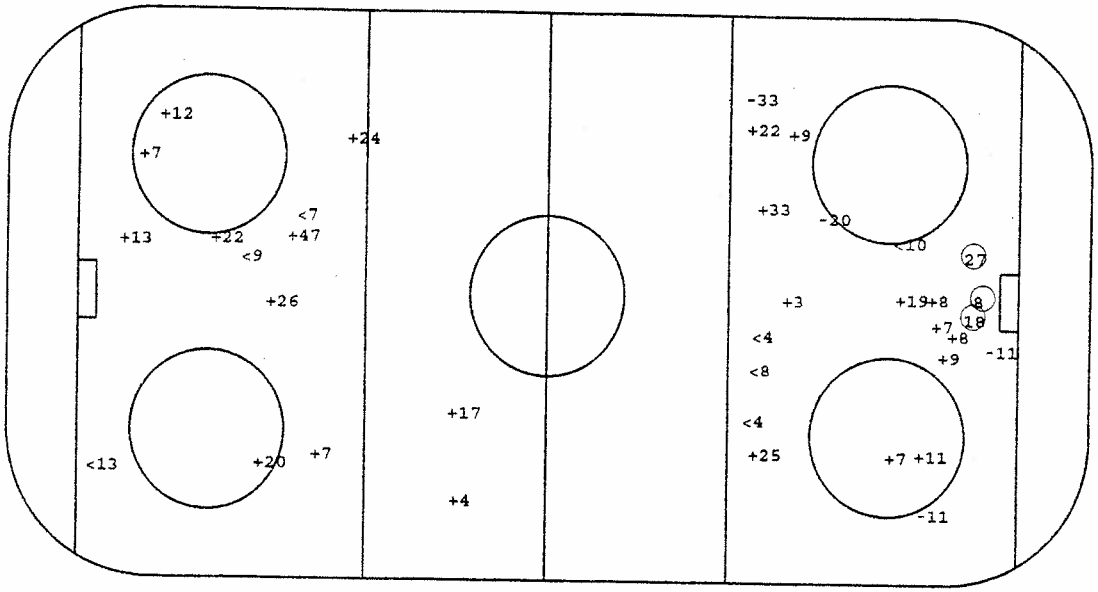

AUT **GK 1**

8

27 18

GK 31

O Goal +SSG <SSP -SPG

Face - Offs

DZ	MZ	AZ
19	-10	19
19	7	-17
- 7	- 7	-10
7	19	7
10	7	- 7
- 7	19	11
10		
10		

Defense Activity

Team	BCH	SCH	BBL	SBL	BAC	PRE	PCL	-LOP	-PAP
CAN	22	2	8 11	18	17	22 7	2	17	
	10		11	2	18	9 10	27		
	4		22			19	31		
			20			33	4		
			4			17			
			25			3			
			22			8			
			25			19			
AUT	13	24	22	7	16	20 4 6	24 8	30	47
	20	20	29		20	29 12	27 8	17	9
	47	4	29		12	29 7	24 6	7	
	47	32	4		22	26 6	4 29	8	
	8	29	47		74	29 74	4 22		
	17	16	4		7	26 7	20 4		
	14	8	7		29	9 17	26		
			20			9 16	29		

Face - Offs

AZ	MZ	DZ
-27	7	-29
-22	- 9	7
22	22	22
-22	- 7	- 7
- 9	- 9	26
29	- 9	-22
-29		
-29		

GK GoalKeeper
SSG Shot Saved by GK
SSP Shot Saved by def.Player
SPG Shot Past Goal
DZ Defence Zone
MZ Middle Zone
AZ Attack Zone
BCH BodyCHeck
SCH Stick Contact Check
BBL BodyBLock
SBL ShotBLock
BAC BAck Checking
PRE Puck REcovery
PCL Puck CLearing
LOP Loss Of Puck
PAP Play Away from Puck

AUT **GK 1**

GK 31

Date: 94. 4.26 **Game No: 7** **Period: 2**

CAN **GK 31**

GK 30

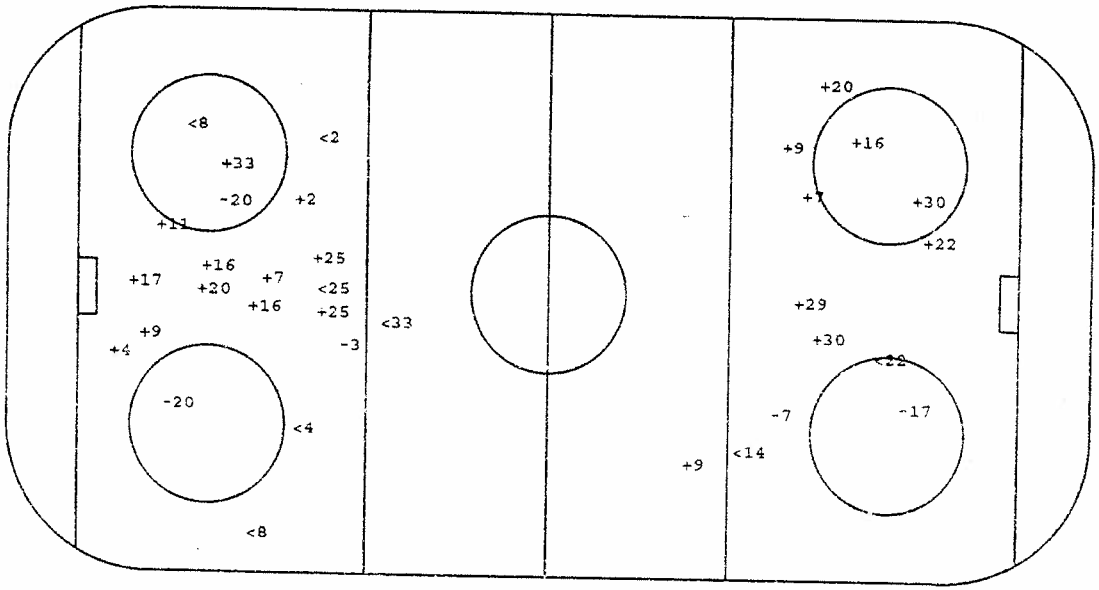

O Goal +SSG <SSP -SPG

Face - Offs

DZ	MZ	AZ
-29	13	-22
-22	7	- 7
9	29	
-22	-29	
- 7	22	
22	- 7	
-29	- 7	
	- 9	

Defense Activity

Team	BCH	SCH	BBL	SBL	BAC	PRE	PCL	-LOP	-PAP
AUT	8	17	74	7	29	29	13	12	47
	32	14	4		13	13	30	13	47
	30	1	30		29	17	8	22	14
		14	12			29	24		8
		32	6			22	29		
			4				4		
CAN	20	33	27		7	4	16	17	
	9	25	25			11	11	22	
	4	3	2			3			
		33	9			25			
		16	10			16			
		4				3			
		17				9			
		9				33			

Face - Offs

AZ	MZ	DZ
10	-19	10
10	-19	19
- 7	- 9	
10	17	
17	-10	
- 7	10	
10	17	
	10	

GK GoalKeeper
SSG Shot Saved by GK
SSP Shot Saved by def.Player

SPG Shot Past Goal
DZ Defence Zone
MZ Middle Zone

AZ Attack Zone
BCH BodyCHeck
SCH Stick Contact Check

BBL BodyBLock
SBL ShotBLock
BAC BAck Checking

PRE Puck REcovery
PCL Puck CLearing
LOP Loss Of Puck

PAP Play Away from Puck

Gestetner

Gestetner

CAN **GK 31**

13

GK 30

Date: 94. 4.26 **Game No: 7** **Period: 3**

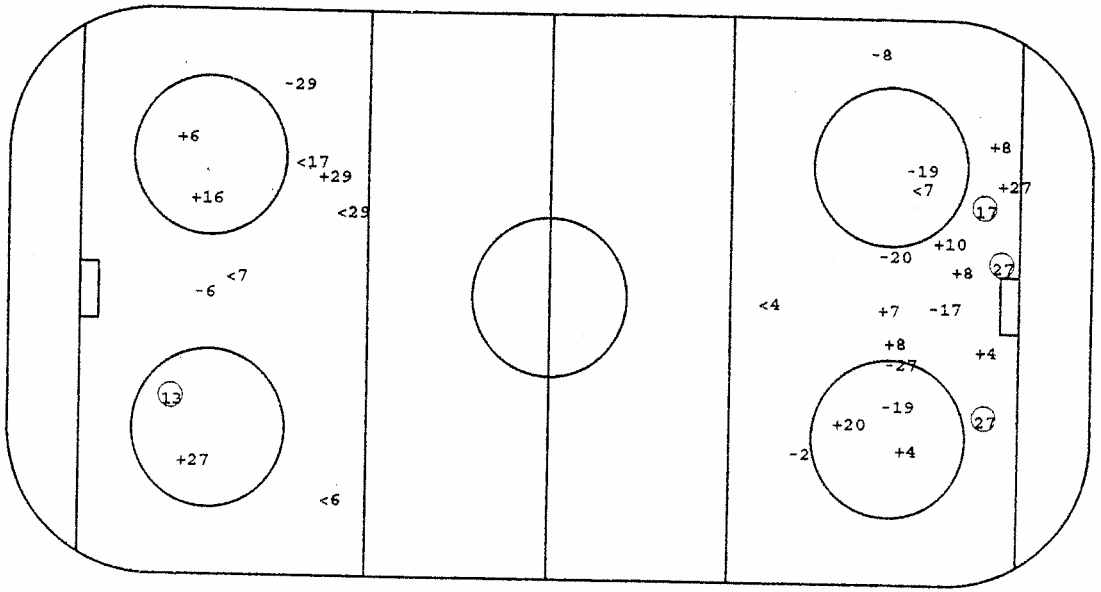

AUT **GK 1**

27

27 17

GK 31

O Goal +SSG <SSP -SPG

Face - Offs

DZ	MZ	AZ
7	10	-17
7	- 7	19
- 7	19	7
	10	-10
	10	7
	19	
	- 7	
	19	
	7	
	19	
	7	

Defense Activity

Team	BCH	SCH	BBL	SBL	BAC	PRE	PCL	-LOP	-PAP
CAN	7	7	33	2	27	16 2	11	18	4
	3	25	3			27			
		18	8			18			
		22				3			
		10				18			
		17				25			
						18			
						10			
AUT	26	24	20	32	12 9	47	32	22	4
	24	30	24		27 12	29	7	47	8
		22	4		13 29	20	16	9	47
		20	6		74 7	9	7		
		32	13		22 22	27			
			24		17	22			
			7		9	13			
			30		74				

Face - Offs

AZ	MZ	DZ
-22	- 7	7
-29	9	- 7
7	-29	-22
	- 9	7
	- 9	-22
	- 7	
	29	
	-22	
	-22	
	-29	
	-22	

GK GoalKeeper
SSG Shot Saved by GK
SSP Shot Saved by def.Player

SPG Shot Past Goal
DZ Defence Zone
MZ Middle Zone

AZ Attack Zone
BCH BodyCHeck
SCH Stick Contact Check

BBL BodyBLock
SBL ShotBLock
BAC BAck Checking

PRE Puck REcovery
PCL Puck CLearing
LOP Loss Of Puck

PAP Play Away from Puck

Players by Team CAN

Including Game No.:8

Family & Surname	No	Po	GP	PI	G	A1	A2	PTS	S	SG%	SSG	SSP	SPG	PPG	SHG	GWG	GTG	GAP	PIM	AVG	2	5	10	GMP	DAC	BCH	SCH	BBL	BAC	SBL	PRR	PCL	LOP	PAP	POP	NEP	+/-	FO+	FO-	FO%
SAKIC Joseph	19	CE	2	2	1	0	0	1	5	20.00	2	0	2	1	0	0	0	0	0	0.00	0	0	0	0	2	0	0	0	0	0	2	0	0	0	2	1	1	12	7	63.16
SYDOR Darryl	25	LD	2	2	0	0	0	0	10	0.00	7	1	2	0	0	0	0	0	0	0.00	0	0	0	0	10	0	2	4	0	0	4	0	0	0	3	1	2	0	0	0.00
SANDERSON Geoff	8	CE	2	2	2	1	0	3	15	13.33	7	3	3	0	0	1	0	0	4	2.00	2	0	0	0	3	0	0	2	1	0	3	0	0	3	3	1	2	1	1	50.00
ROBITAILLE Luc	20	LW	2	2	0	1	0	1	7	0.00	3	0	4	0	0	0	0	0	0	0.00	0	0	0	0	4	1	0	1	0	0	1	1	0	0	2	1	1	0	0	0.00
RICHARDSON Luke	22	LD	2	2	0	0	1	1	2	0.00	1	1	0	0	0	0	0	0	0	0.00	0	0	0	0	3	1	1	2	0	0	1	1	2	1	4	0	4	0	0	0.00
RICCI Mike	10	CE	2	2	1	0	0	1	4	25.00	2	1	0	0	0	0	0	0	0	0.00	0	0	0	0	9	2	2	2	0	0	3	0	0	0	3	0	3	24	13	64.86
RANFORD William	30	GK	2	1	0	0	0	0	0	0.00	0	0	0	0	0	0	0	0	0	0.00	0	0	0	0	0	0	0	0	0	0	0	0	0	0	4	1	3	0	0	0.00
RACINE Yves	33	LD	2	2	1	2	0	3	11	9.09	3	5	2	1	0	0	0	0	4	2.00	2	0	0	0	12	1	3	3	0	0	3	2	0	0	4	1	3	0	0	0.00
KARIYA Paul	27	LW	2	2	3	1	1	5	8	37.50	3	0	2	0	0	0	0	0	0	0.00	0	0	0	0	7	0	0	1	3	0	3	1	1	0	5	0	5	0	0	0.00
FISET Stephane	31	GK	2	1	0	0	0	0	0	0.00	0	0	0	0	0	0	0	0	0	0.00	0	0	0	0	1	0	0	0	0	0	0	1	0	0	6	1	5	0	0	0.00
EMERSON Nelson	18	CE	2	2	1	0	0	1	4	25.00	3	0	0	0	0	1	0	0	0	0.00	0	0	0	0	9	1	1	0	4	1	3	0	1	0	2	0	2	1	1	50.00
DOLLAS Bobby	2	LD	2	2	0	0	0	0	7	0.00	4	1	2	0	0	0	0	0	0	0.00	0	0	0	0	7	0	1	2	0	2	1	1	0	0	3	0	3	0	0	0.00
CORSON Shayne	9	RW	2	2	0	0	0	0	5	0.00	5	0	0	0	0	0	0	0	0	0.00	0	0	0	0	7	1	1	3	0	0	2	0	0	0	0	0	0	1	1	50.00
BUCHBERGER Kelly	11	RW	2	2	0	0	0	0	7	0.00	3	1	3	0	0	0	0	1	4	2.00	2	0	0	0	8	1	0	3	1	0	1	2	0	0	2	0	2	2	0	100.00
BRINDAMOUR Rod	17	CE	2	2	1	0	1	2	3	33.33	1	0	1	0	0	0	0	0	0	0.00	0	0	0	0	9	2	3	1	2	0	3	0	2	0	3	1	2	9	8	52.94
BLAKE Rob	4	RD	2	2	0	1	1	2	15	0.00	5	7	2	0	0	0	0	0	0	0.00	0	0	0	0	10	3	1	2	0	1	1	3	0	1	3	1	2	0	0	0.00
BERGEVIN Marc	3	LD	2	2	0	0	0	0	5	0.00	3	0	2	0	0	0	0	0	0	0.00	0	0	0	0	8	3	1	1	0	0	4	0	0	1	3	1	2	0	0	0.00
ARNOTT Jason	7	CE	2	2	0	3	0	3	6	0.00	5	1	0	0	0	0	0	0	0	0.00	0	0	0	0	10	4	1	0	2	0	4	0	1	0	5	0	5	22	20	52.38
VERBEEK Patrick	16	RW	2	2	0	1	0	1	4	0.00	4	0	0	0	0	0	0	0	0	0.00	0	0	0	0	10	1	2	1	0	0	5	1	0	0	3	1	2	0	0	0.00

Family & Surname	No	Po	GP	PI	MIP	MPI%	SOG	GA	SVS	SVS%	GAA	GKC	SHGA	SO	AVG	2	5	10	GMP	GAP
RANFORD William	30	GK	2	1	60.00	50.00	16	1	15	93.75	1.00	6.25	1	0	0.00	0	0	0	0	0
FISET Stephane	31	GK	2	1	60.00	50.00	25	1	24	96.00	1.00	4.00	0	0	0.00	0	0	0	0	0

Players by Team AUT

Including Game No.:8

Family & Surname	No	Po	GP	PI	G	A1	A2	PTS	S	SG%	SSG	SSP	SPG	PPG	SHG	GWG	GTG	GAP	PIM	AVG	2	5	10	GMP	DAC	BCH	SCH	BBL	BAC	SBL	PRE	PCL	LOP	PAP	POP	NEP	+/-	FO+	FO-	FO%
PUSCHACHER Michael	23	GK	2	1	0	0	0	0	0	0.00	0	0	0	0	0	0	0	0	0	0.00	0	0	0	0	0	0	0	0	0	0	0	0	0	0	2	2	0	0	0	0.00
DALPIAZ Claus	31	GK	2	0	0	0	0	0	0	0.00	0	0	0	0	0	0	0	0	0	0.00	0	0	0	0	0	0	0	0	0	0	0	0	0	0	0	0	0	0	0	0.00
SUTTNIG Michael	1	GK	2	2	0	0	0	0	0	0.00	0	0	0	0	0	0	0	0	0	0.00	0	0	0	0	1	0	1	0	0	0	0	0	0	0	0	0	0	0	0	0.00
GÜNTNER Michael	32	LD	2	2	0	0	0	0	0	0.00	0	0	0	0	0	0	0	0	0	0.00	0	0	0	0	11	1	4	3	0	2	1	1	0	1	2	0	2	0	0	0.00
ULRICH Martin	47	RD	2	2	0	0	0	0	1	0.00	1	0	0	0	0	0	0	0	2	1.00	1	0	0	0	6	3	0	4	0	0	3	1	1	4	2	1	1	0	0	0.00
BURTON James	6	LD	2	2	0	1	0	1	6	0.00	1	2	3	0	0	0	0	0	0	0.00	0	0	0	0	11	2	0	3	0	1	5	2	2	0	2	2	0	0	0	0.00
LINDER Engelbert	14	RD	2	2	0	0	0	0	1	0.00	0	1	0	0	0	0	0	0	2	1.00	1	0	0	0	2	1	2	0	0	0	0	0	0	1	0	3	-3	0	0	0.00
HOHENBERGER Herber	30	RD	2	2	1	0	0	1	4	25.00	3	0	0	1	0	0	0	0	4	2.00	2	0	0	0	10	3	1	4	0	0	1	3	2	0	1	4	-3	0	0	0.00
DOYLE Robin	29	CE	2	2	0	0	0	0	11	0.00	5	1	5	0	0	0	0	0	2	1.00	1	0	0	0	20	0	3	3	5	1	7	3	0	2	0	0	0	3	15	16.67
SHEA Michael	24	RD	2	2	0	0	0	0	2	0.00	1	1	0	0	0	0	0	0	0	0.00	0	0	0	0	21	2	3	8	0	0	4	5	0	1	0	1	-1	0	0	0.00
STRAUSS Wolfgang	4	LD	2	2	0	0	0	0	1	0.00	1	0	0	0	0	0	0	0	0	0.00	0	0	0	0	13	0	1	6	0	0	1	7	0	2	0	0	0	0	0	0.00
UNTERLUGGAUER Gerh	8	LD	2	2	0	0	0	0	0	0.00	0	0	0	0	0	0	0	0	0	0.00	0	0	0	0	3	2	1	0	0	0	0	3	1	2	0	3	-3	0	0	0.00
KERTH Werner	26	RW	2	2	0	0	0	0	1	0.00	1	0	0	0	0	0	0	0	0	0.00	0	0	0	0	10	1	0	0	1	0	5	3	0	0	2	2	0	1	0	100.00
KALT Dieter	74	RW	2	2	0	0	0	0	1	0.00	0	1	0	0	0	0	0	0	0	0.00	0	0	0	0	12	0	1	2	5	0	3	1	0	0	0	1	-1	0	0	0.00
PUSNIK Andreas	7	CE	2	2	0	1	1	2	8	0.00	5	2	1	0	0	0	0	0	2	1.00	1	0	0	0	20	1	1	2	2	5	6	4	1	0	2	3	-1	15	21	41.67
PILLONI Patrick	20	LW	2	2	0	0	0	0	4	0.00	3	1	0	0	0	0	0	0	4	2.00	2	0	0	0	10	1	2	2	3	0	2	1	0	1	0	3	-3	0	0	0.00
MÜHR Manfred	13	LW	2	2	1	0	0	1	7	14.29	5	1	0	0	0	0	0	0	2	1.00	1	0	0	0	13	1	1	1	4	0	3	4	1	0	1	3	-2	1	3	25.00
STRONG Kenneth	22	CE	2	2	0	0	0	0	6	0.00	3	2	1	0	0	0	0	1	4	2.00	2	0	0	0	15	0	2	3	5	0	4	3	2	0	0	2	-2	11	20	35.48
LANZINGER Günther	17	RW	2	2	0	0	0	0	4	0.00	2	1	1	0	0	0	0	0	0	0.00	0	0	0	0	7	1	3	0	1	0	3	1	2	0	0	4	-4	0	0	0.00
KROMP Wolfgang	27	LW	2	2	0	1	0	1	2	0.00	2	0	0	0	0	0	0	0	2	1.00	1	0	0	0	7	0	0	1	1	0	3	2	0	0	1	0	1	0	2	0.00
RAUCHENWALD Gerald	9	CE	2	2	0	0	0	0	5	0.00	3	2	0	0	0	0	0	0	2	1.00	1	0	0	0	12	2	1	0	2	1	8	0	1	1	0	4	-4	5	14	26.32
NASHEIM Richard	16	LW	2	2	1	0	0	1	4	25.00	3	0	0	0	0	0	0	0	0	0.00	0	0	0	0	13	0	1	3	1	0	4	4	0	0	2	2	0	0	0	0.00
PUSCHNIK Gerhard	12	RW	2	2	0	0	0	0	3	0.00	3	0	0	0	0	0	0	0	2	1.00	1	0	0	0	10	2	0	2	4	0	2	1	1	0	0	0	0	0	0	0.00

Family & Surname	No	Po	GP	PI	MIP	MPI%	SOG	GA	SVS	SVS%	GAA	GKC	SHGA	SO	AVG	2	5	10	GMP	GAP
PUSCHACHER Michael	23	GK	2	1	60.00	50.00	33	2	31	93.94	2.00	12.12	1	0	0.00	0	0	0	0	0
DALPIAZ Claus	31	GK	2	0	0.00	0.00	0	0	0	0.00	0.00	0.00	0	0	0.00	0	0	0	0	0
SUTTNIG Michael	1	GK	2	2	60.00	50.00	39	6	33	84.62	6.00	92.28	0	0	0.00	0	0	0	0	0

C.O.N.I.

ICEHOCKEY WORLD CHAMPIONSHIP / POOL - A / BOLZANO/BOZEN - VAL DI FASSA - MILANO / ITALIA - 25.04. - 08.05.1994

Date: 27. 4.94 Start:16:00 End:18:09 Place:Bolzano-Bozen Game Nr.: 9 Page 1 of 1

Team A: **GBR**

Family & Given Name	Nr	Pos	P	G	Time	S	A1	A2	GS	Positive Part A	Negative Part B
HANSON Moray	29	GK	N								
MC KAY Martin	30	*GK	Y								
QUINN Nicholas	2	*LW	Y								
O'CONNER Michael A	3	LD	Y								
CRANSTON Tim	4	CE	Y								
COOPER Stephen A	5	*LD	Y								
HOPE Shannon	6	*LD	Y								
COTE Matthew	7	RW	Y								
HAND Anthony	9	RW	Y								
MC EWEN Douglas	10	CE	Y								
FERA Richard	11	CE	Y								
BREBANT Richard	13	*CE	Y								
SCOTT Patrick	14	CE	Y								
COOPER Ian	16	*LW	Y								
TWAY Kevin	17	RW	Y								
SON Brian	18	RD	Y								
MORRISON Scott	19	CE	Y								
KILLAND Christopher C	21	LD	Y								
KORTENBACH Terry	22	RD	Y								
MORRIS Francis	24	CE	Y								
LONGSTAFF David	25	RW	Y								
MALO Andre	27	LD	Y								

Time	Nr	Min	Offence	Start	End
5.17	19	2	HOOK	5.17	7.17
6.49	13	2	TRIP	6.49	8.49
19.24	3	2	ROUGH	19.24	21.24
24.23	22	2	INTERF	24.23	24.52
30.47	4	2	HOOK	30.47	31.41
33.30	24	2	HOOK	33.30	35.30
49.02	11	2	ROUGH	49.02	51.02
56.06	17	2	SLASH	56.06	58.06

Coach:DAMPIER Alex Coach:JOHNSON Peter Manager:TOEMAN Nico

Team B: **GER**

Family & Given Name	Nr	Pos	P	G	Time	S	A1	A2	GS	Positive Part B	Negative Part A
MERK Klaus	27	*GK	Y	1	9.14	9	8		EQ	27 9 8 2 26 12	30 7 4 13 21 10
WEISS Joseph	30	GK	N	2	24.52	28			PP	27 28 14 35 8 33	30 5 6 10 4
WASAGK Michael	2	LD	Y	3	31.41	33	14		PP	27 33 14 28 8 19	30 7 21 14 24
KIENASS Torsten	3	RD	Y	4	43.47	26	9		EQ	27 26 9 6 18 2	30 27 14 19 9 21
MAYR Jörg C	6	*RD	Y								
BRANDL Thomas	7	*CE	Y								
WULDA Peter	8	LD	Y								
SVIUSHEVSKI Gregory	9	RW	Y								
SCHINKO Thomas	12	LW	Y								
STEFAN Leo	13	*LW	Y								
DOHMN Richard	14	CE	Y								
HILGER Raimund A	15	RW	Y								
LÜDEMANN Mirko	18	*RD	Y								
HINDERBERGER Andrea A	19	RD	Y								
HENRICH Michael	26	RW	Y								
ZÖHER Wolfgang	28	RW	Y								
SANDRICK Jörg	31	LW	Y								
BERNDA Jan	32	*RW	Y								
KOPP Ernst	33	RW	Y								
MEYER Jayson	35	RD	Y								
REICHEL Martin	36	CE	Y								
ABSTREITER Tobias	37	CE	N								

Time	Nr	Min	Offence	Start	End
4.25	35	2	HOLD	4.25	6.25
20.52	32	2	INTERF	20.52	22.52
46.31	8	2	HOLD	46.31	48.31
49.20	12	2	CROSS	49.20	51.20
53.45	36	2	TRIP	53.45	55.45

Coach:BUKAC Dr. Ludek Coach:REINDL Franz Manager:JÄKEL Ulf E.

Game Summary

P	GF:GA	SSG	SSP	SPG	SOG	S	PIM	TPP	PPG	SHG	FO%	DAC
1	0:1	4:10	2:3	3:2	4:11	9:16	6:2	0.52:3.00	0:0	0:0	10:13	55:25
2	0:2	9:4	1:6	0:8	9:6	10:20	6:2	1.28:4.15	0:2	0:0	10:11	38:26
3	0:1	5:8	5:5	2:7	5:9	12:21	4:6	4.18:2.18	0:0	0:0	9:10	33:28
SU	0:4	18:22	8:14	5:17	18:26	31:57	16:10	6.38:9.33	0:2	0:0	29:34	126:79

Goalkeepers Record

Time	GKA	GKB	ENG	A	MIP	B	MIP
0.00	30	27		30	60.00	27	60.00
				29	0.00	30	0.00

Referee	Linesman	Linesman	Goaljudge	Goaljudge	Game-TKP	Pen-TKP	Off.Scorer	Spect.
Murphy, D.	Strasil	Rautavuori	Pisoni	Zanon	Saveri	Waldthaler	Guichardaz	4700

Gestetner

Gestetner

Date: 94. 4.27 **Game No: 9** **Period: 1**

GER **GK 27**

GK 30

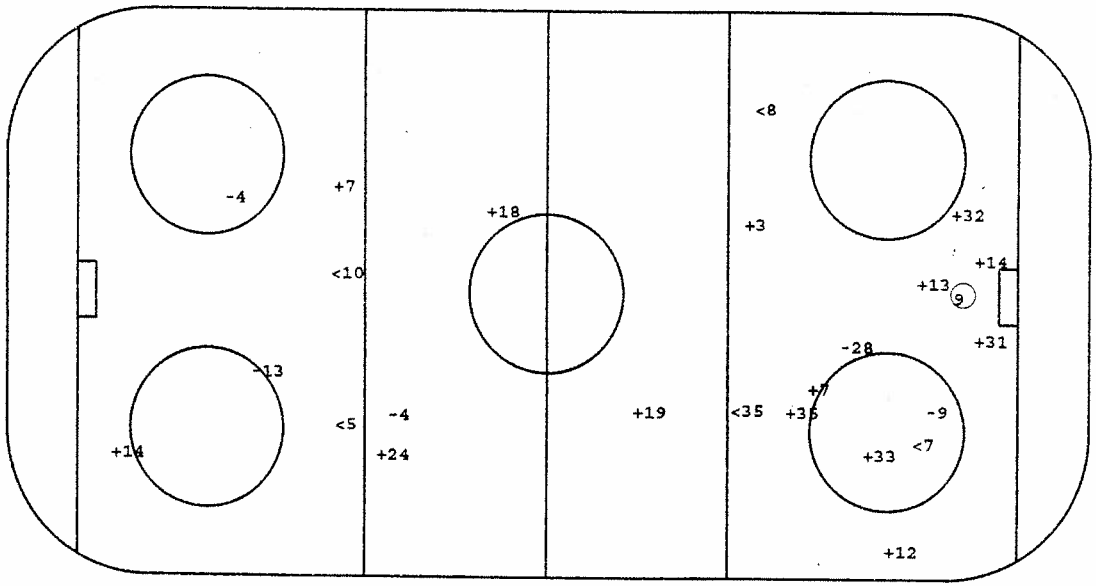

GBR **GK 30**

9

GK 29

O Goal +SSG <SSP -SPG

Face - Offs

DZ	MZ	AZ
- 7	7	-36
28	-14	7
-26	26	26
7	26	- 7
14	26	7
	-36	14
	7	-36
	-14	-36
	- 7	
	14	

Defense Activity

Team	BCH	SCH	BBL	SBL	BAC	PRE	PCL	-LOP	-PAP
GER	33	7	18	9	32	6	28	7	28
	8		26	35	36	31	6	19	
	12		8		13	14	27	14	
			18		7	18		35	
			3		32	9			
			3			32			
			13			3			
			31			31			
GBR	24 4 10	18	5 18	6	16 24	10	18	11	22
	27 13 10	14	5	10	22	14	24	17	10
	25 7 3	18	7	10	13	14	3	22	
	7 7	17	27		14	16	25		
	2 2	18	5		24	18	10		
	5 11	27	5		14		17		
	5 2	13	6		2		11		
	19 24		4		13		5		

Face - Offs

AZ	MZ	DZ
11	-13	19
- 4	11	-11
19	- 4	-11
-11	- 4	13
-13	-19	-11
	13	- 4
	-11	13
	4	13
	11	
	-13	

GK GoalKeeper
SSG Shot Saved by GK
SSP Shot Saved by def.Player
SPG Shot Past Goal
DZ Defence Zone
MZ Middle Zone
AZ Attack Zone
BCH BodyCHeck
SCH Stick Contact Check
BBL BodyBLock
SBL ShotBLock
BAC BAck Checking
PRE Puck REcovery
PCL Puck CLearing
LOP Loss Of Puck
PAP Play Away from Puck

Date: 94. 4.27 **Game No: 9** **Period: 2**

GBR **GK 30** — 28 — 33

GK 29

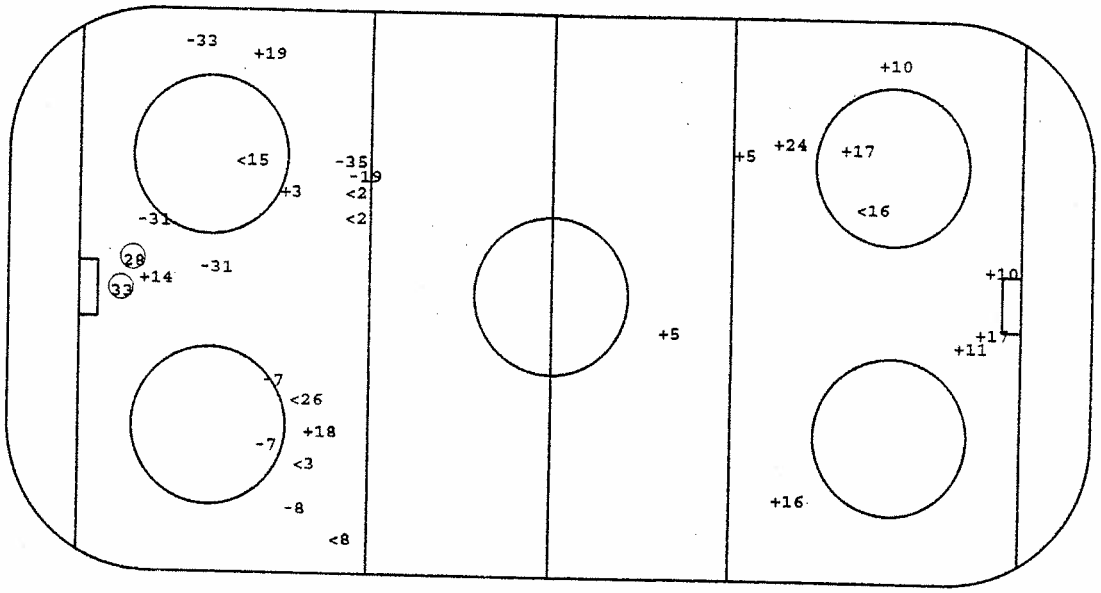

GER **GK 27**

GK 30

○Goal +SSG <SSP -SPG

Face - Offs

DZ	MZ	AZ
13	11	-11
11	- 4	4
4	4	13
11	-13	-11
- 9	-13	
- 6	- 4	
- 6	11	
4	-19	
	-13	

Defense Activity

Team	BCH	SCH	BBL	SBL	BAC	PRE	PCL	-LOP	-PAP
GBR	7 22	5	4	7	2	24 11	10	16	14
	5	5	22		13	21	9	21	
	13	27	9		24	16	2	6	
	13	4	7		24	9	5	24	
	24	19	27		17	5	6		
	25		27			24	16		
	2		13			3	27		
	2					24			
GER	8	3	2	6	33	15	27	7	18
		18	31		26	6	15	18	
		19	15		31	3	35	13	
		31	9		9	2	33		
		19	18		15	8			
			8			3			
			18			3			

Face - Offs

AZ	MZ	DZ
-28	- 7	7
- 7	36	-36
-14	-36	-14
-26	26	14
36	14	
14	7	
26	-14	
- 7	36	
	31	

GK GoalKeeper
SSG Shot Saved by GK
SSP Shot Saved by def.Player

SPG Shot Past Goal
DZ Defence Zone
MZ Middle Zone

AZ Attack Zone
BCH BodyCHeck
SCH Stick Contact Check

BBL BodyBLock
SBL ShotBLock
BAC BAck Checking

PRE Puck REcovery
PCL Puck CLearing
LOP Loss Of Puck

PAP Play Away from Puck

Gestetner

GER GK 27

GK 30

Date: 94. 4.27

Game No: 9

Period: 3

GBR GK 30

GK 29

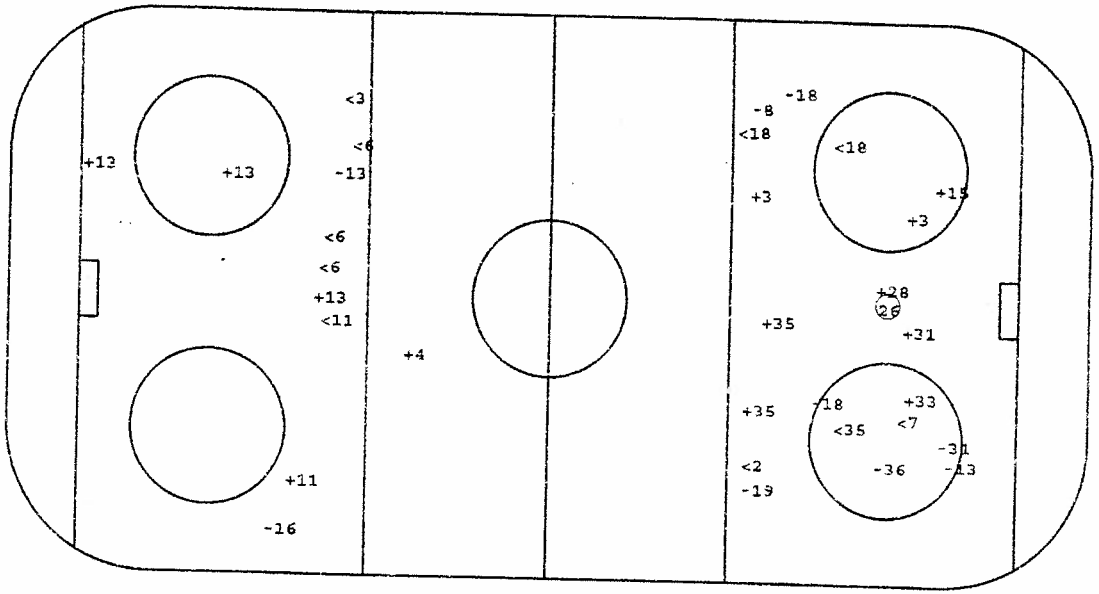

○Goal +SSG <SSP -SPG

Face - Offs

DZ	MZ	AZ
36	7	-28
- 7	- 7	7
-36	14	-36
14	7	15
- 7	36	-14
7	-26	
	-26	
	7	

Defense Activity

Team	BCH	SCH	BBL	SBL	BAC	PRE	PCL	-LOP	-PAP
GER	7	31	7	6	15	6 18	6	7	
	32	8	28		14	26	3		
		3	8		33	27	3		
			32		28	36	14		
			6			6	14		
						31			
						18			
						13			
GBR	16	4	6	13	11	16 5	18	18	5
	6	6	4	9	4	10 2	13	9	
	16	4	24	24	24	13			
	3	30	3			14			
	7		17			24			
	5		4			17			
	6		7			4			
						10			

Face - Offs

AZ	MZ	DZ
-11	-13	24
13	13	-11
4	-19	4
-13	- 4	-13
11	- 9	11
-11	4	
	4	
	-11	

GK GoalKeeper
SSG Shot Saved by GK
SSP Shot Saved by def.Player

SPG Shot Past Goal
DZ Defence Zone
MZ Middle Zone

AZ Attack Zone
BCH BodyCheck
SCH Stick Contact Check

BBL BodyBLock
SBL ShotBLock
BAC Stick Checking

PRE Puck REcovery
PCL Puck Clearing
LOP Loss Of Puck

PAP Play Away from Puck

Gestetner

Players by Team GBR

Including Game No.:12

Family & Surname	No	Po	GP	PI	G	A1	A2	PTS	S	SG%	SSG	SSP	SPG	PPG	SHG	GWG	GTG	GAP	PIM	AVG	2	5	10	GMP	DAC	BCH	SCH	BBL	BAC	SBL	PRE	PCL	LOP	PAP	POP	NEP	+/-	FO+	FO-	FO%
COTE Matthew	7	RW	2	2	0	0	0	0	4	0.00	2	2	0	0	0	0	0	1	2	1.00	1	0	0	0	24	7	0	3	0	7	4	6	0	3	0	4	-4	2	0	100.00
O'CONNER Michael	3	LD	2	2	0	0	0	0	2	0.00	0	1	1	0	0	0	0	0	4	2.00	2	0	0	0	10	4	0	1	0	0	1	4	0	0	0	3	-3	0	0	0.00
MC CRONE John	1	GK	2	1	0	0	0	0	0	0.00	0	0	0	0	0	0	0	0	0	0.00	0	0	0	0	0	0	0	0	0	0	0	0	0	0	0	3	12	-9	0	0	0.00
MASON Brian	18	RD	2	2	0	0	0	0	4	0.00	2	1	1	0	0	0	0	0	0	0.00	0	0	0	0	10	0	3	3	0	0	2	4	1	1	2	3	-1	0	0	0.00
MC EWEN Douglas	10	CE	2	2	0	0	0	0	6	0.00	3	2	1	0	0	0	0	0	0	0.00	0	0	0	0	17	5	1	0	1	2	6	4	0	2	0	8	-8	2	0	100.00
COOPER Stephen	5	LD	2	2	0	0	0	0	6	0.00	3	2	1	0	0	0	0	0	0	0.00	0	0	0	0	31	6	5	4	1	2	8	9	1	3	1	4	-3	0	0	0.00
MC KEY Martin	30	GK	2	1	0	0	0	0	0	0.00	0	0	0	0	0	0	0	0	0	0.00	0	0	0	0	1	0	1	0	0	0	0	0	0	0	0	4	-4	0	0	0.00
KELLAND Christophe	21	LD	2	2	0	0	0	0	1	0.00	0	1	0	0	0	0	0	0	0	0.00	0	0	0	0	4	1	0	2	0	1	1	0	1	0	0	5	-5	0	1	0.00
MALO Andre	27	LD	2	2	0	0	0	0	0	0.00	0	0	0	0	0	0	0	0	2	1.00	1	0	0	0	19	4	3	5	0	0	1	7	0	1	0	2	-2	0	1	0.00
HANSON Moray	29	GK	2	0	0	0	0	0	0	0.00	0	0	0	0	0	0	0	0	0	0.00	0	0	0	0	0	0	0	0	0	0	0	0	0	0	0	0	0	0	0	0.00
MORRIS Francis	24	CE	2	2	0	0	0	0	7	0.00	7	0	0	0	0	0	0	0	2	1.00	1	0	0	0	26	4	0	2	7	3	9	2	1	0	2	2	0	2	2	50.00
HOPE Shannon	6	LD	2	2	0	0	0	0	7	0.00	3	4	0	0	0	0	0	1	6	3.00	3	0	0	0	12	3	3	2	0	3	1	3	1	2	1	4	-3	0	2	0.00
CONWAY Kevin	17	RW	2	2	1	1	0	2	5	20.00	4	0	0	0	0	0	0	0	2	1.00	1	0	0	0	6	0	2	1	1	0	2	1	1	0	2	0	2	0	0	0.00
SCOTT Patrick	14	CE	2	2	1	0	0	1	3	33.33	1	1	0	0	0	0	0	0	0	0.00	0	0	0	0	5	0	1	1	2	0	4	0	2	1	1	5	-4	5	1	83.33
CRANSTON Tim	4	CE	2	2	0	0	0	0	5	0.00	3	0	2	0	0	0	0	1	2	1.00	1	0	0	0	13	2	3	5	1	0	2	1	0	1	0	6	-6	10	11	47.62
HAND Anthony	9	RW	2	2	0	0	0	0	1	0.00	1	0	0	0	0	0	0	0	0	0.00	0	0	0	0	3	0	1	1	0	1	2	2	2	2	0	4	-4	1	3	25.00
CHINN Nicholas	2	LW	2	2	0	0	0	0	1	0.00	0	0	1	0	0	0	0	1	2	1.00	1	0	0	0	13	8	0	0	2	0	2	1	0	0	1	5	-4	0	0	0.00
COOPER Ian	16	LW	2	2	0	0	0	0	3	0.00	1	1	1	0	0	0	0	0	0	0.00	0	0	0	0	13	3	1	1	1	1	4	4	1	1	0	4	-4	0	1	0.00
KURTENBACH Terry	22	RD	2	2	1	1	0	2	1	100.00	0	0	0	0	0	0	0	1	2	1.00	1	0	0	0	12	2	1	2	1	0	6	2	1	1	2	3	-1	0	0	0.00
MORRISON Scott	19	CE	2	2	0	0	0	0	0	0.00	0	0	0	0	0	0	0	0	4	2.00	2	0	0	0	5	1	2	1	1	0	0	0	0	0	1	3	-2	5	7	41.67
LONGSTAFF David	25	RW	2	2	0	0	0	0	0	0.00	0	0	0	0	0	0	0	0	0	0.00	0	0	0	0	3	2	0	0	0	0	0	1	0	0	0	3	-3	0	0	0.00
FERA Richard	11	CE	2	2	0	1	0	1	6	0.00	5	1	0	0	0	0	0	1	4	2.00	2	0	0	0	9	2	0	1	1	0	3	3	1	0	1	1	0	16	19	45.71
BREBANT Richard	13	CE	2	2	0	0	0	0	8	0.00	5	0	3	0	0	0	0	0	6	3.00	3	0	0	0	18	4	1	3	3	1	2	4	0	0	1	5	-4	14	20	41.18

Family & Surname	No	Po	GP	PI	MIP	MPI%	SOG	GA	SVS	SVS%	GAA	GKC	SHGA	SO	AVG	2	5	10	GMP	GAP
MC CRONE John	1	GK	2	1	60.00	50.00	55	12	43	78.18	12.00	261.84	2	0	0.00	0	0	0	0	0
MC KEY Martin	30	GK	2	1	60.00	50.00	26	4	22	84.62	4.00	61.52	2	0	0.00	0	0	0	0	0
HANSON Moray	29	GK	2	0	0.00	0.00	0	0	0	0.00	0.00	0.00	0	0	0.00	0	0	0	0	0

Players by Team GER

Including Game No.:12

Family & Surname	No	Po	GP	PI	G	A1	A2	PTS	S	SG%	SSG	SSP	SPG	PPG	SHG	GWG	GTG	GAP	PIM	AVG	2	5	10	GMP	DAC	BCH	SCH	BBL	BAC	SBL	PRE	PCL	LOP	PAP	POP	NEP	+/-	FO+	FO-	FO%
BOEHM Richard	14	CE	2	2	0	1	0	1	4	0.00	3	0	1	0	0	0	0	0	0	0.00	0	0	0	0	4	1	1	0	1	0	1	2	2	0	2	1	1	14	11	56.00
REICHEL Martin	36	CE	2	2	0	0	0	0	1	0.00	0	0	1	0	0	0	0	0	2	1.00	1	0	0	0	12	0	0	1	4	1	5	1	0	0	0	1	-1	13	11	54.17
EVTUSHEVSKI Gregor	9	RW	2	2	1	1	0	2	2	50.00	0	0	1	0	0	1	0	0	4	2.00	2	0	0	0	8	1	1	2	2	1	1	0	0	0	2	0	2	0	0	0.00
HANDRICK Jörg	31	LW	2	2	0	0	0	0	8	0.00	4	1	3	0	0	0	0	0	0	0.00	0	0	0	0	9	0	2	2	1	0	4	0	0	0	0	0	0	2	0	100.00
SCHINKO Thomas	12	LW	2	1	0	0	0	0	1	0.00	1	0	0	0	0	0	0	0	2	2.00	1	0	0	0	1	1	0	0	0	0	0	0	0	0	1	0	1	0	0	0.00
RUMRICH Michael	26	RW	2	2	1	0	0	1	4	25.00	1	2	0	0	0	0	0	0	0	0.00	0	0	0	0	4	0	1	1	1	0	1	0	0	0	2	0	2	6	4	60.00
BRANDL Thomas	7	CE	2	2	0	1	0	1	7	0.00	3	2	2	0	0	0	0	0	0	0.00	0	0	0	0	5	2	1	1	2	0	2	1	4	0	2	0	2	26	15	63.41
STEFAN Leo	13	LW	2	2	1	0	0	1	6	16.67	3	0	2	0	0	0	0	0	0	0.00	0	0	0	0	8	0	0	1	1	0	5	3	2	0	2	0	2	0	0	0.00
ABSTREITER Tobias	37	CE	2	1	0	0	0	0	1	0.00	1	0	0	0	0	0	0	0	0	0.00	0	0	0	0	2	1	0	1	0	0	0	0	0	0	0	0	0	8	4	66.67
KÖPF Ernst	33	RW	2	2	1	0	0	1	7	14.29	3	1	2	1	0	0	0	0	0	0.00	0	0	0	0	4	1	0	1	2	0	0	1	0	1	3	1	2	0	0	0.00
KUMMER Wolfgang	28	RW	2	2	1	0	0	1	10	10.00	4	2	3	1	0	0	0	0	0	0.00	0	0	0	0	11	1	0	2	1	1	6	2	1	1	2	0	2	1	2	33.33
LÜDEMANN Mirko	18	RD	2	2	0	0	0	0	8	0.00	3	2	3	0	0	0	0	0	2	1.00	1	0	0	0	10	0	1	4	1	0	5	2	2	1	2	2	0	0	0	0.00
GULDA Peter	8	LD	2	2	0	2	0	2	8	0.00	0	3	5	0	0	0	0	0	2	1.00	1	0	0	0	14	5	2	3	0	0	4	1	0	1	4	0	4	0	0	0.00
BRESAGK Michael	2	LD	2	1	0	0	0	0	3	0.00	0	3	0	0	0	0	0	0	0	0.00	0	0	0	0	2	0	0	1	0	0	1	0	0	0	2	0	2	0	0	0.00
MEYER Jayson	35	RD	2	2	1	0	0	1	13	7.69	7	3	2	1	0	0	0	0	4	2.00	2	0	0	0	11	1	0	1	0	1	6	3	1	0	2	0	2	0	0	0.00
MAYR Jörg	6	RD	2	2	0	0	0	0	7	0.00	6	0	1	0	0	0	0	0	0	0.00	0	0	0	0	21	5	2	2	0	2	6	5	0	1	2	2	0	0	0	0.00
NIEDERBERGER Andre	19	RD	2	2	0	0	0	0	7	0.00	3	2	2	0	0	0	0	1	2	1.00	1	0	0	0	10	2	2	2	0	0	3	2	1	0	1	0	1	0	0	0.00
KIENASS Torsten	3	RD	2	2	0	0	0	0	7	0.00	4	1	2	0	0	0	0	0	0	0.00	0	0	0	0	13	1	2	2	0	0	4	4	0	0	0	0	0	0	0	0.00
SELIGER Marc	40	GK	2	0	0	0	0	0	0	0.00	0	0	0	0	0	0	0	0	0	0.00	0	0	0	0	0	0	0	0	0	0	0	0	0	0	0	0	0	0	0	0.00
MERK Klaus	27	GK	2	1	0	0	0	0	0	0.00	0	0	0	0	0	0	0	0	0	0.00	0	0	0	0	3	0	0	0	0	0	1	2	0	0	4	0	4	0	0	0.00
HEISS Joseph	30	GK	2	1	0	0	0	0	0	0.00	0	0	0	0	0	0	0	0	0	0.00	0	0	0	0	0	0	0	0	0	0	0	0	0	0	2	2	0	0	0	0.00
HILGER Raimund	15	RW	2	2	0	0	0	0	10	0.00	5	2	3	0	0	0	0	0	2	1.00	1	0	0	0	6	0	0	1	2	0	2	1	0	0	0	1	-1	1	0	100.00
BENDA Jan	32	RW	2	2	0	0	0	0	3	0.00	2	1	0	0	0	0	0	0	2	1.00	1	0	0	0	9	3	0	2	3	0	2	0	0	1	1	1	0	0	0	0.00

Family & Surname	No	Po	GP	PI	MIP	MPI%	SOG	GA	SVS	SVS%	GAA	GKC	SHGA	SO	AVG	2	5	10	GMP	GAP
SELIGER Marc	40	GK	2	0	0.00	0.00	0	0	0	0.00	0.00	0.00	0	0	0.00	0	0	0	0	0
MERK Klaus	27	GK	2	1	60.00	50.00	18	0	18	100.00	0.00	0.00	0	1	0.00	0	0	0	0	0
HEISS Joseph	30	GK	2	1	60.00	50.00	20	2	18	90.00	2.00	20.00	1	0	0.00	0	0	0	0	0

Date: 27. 4.94 Start:20:00 End:22:13 Place:Bolzano-Bozen Game Nr.: 11 Page 1 of 1

Team A: RUS

Family & Given Name	Nr	Pos	P	G	Time	S	A1	A2	GS	Positive Part A						Negative Part B					
SHTALENKOV Mikhail	1	*GK	Y	1	8.17	6			SH	1	6	26	22	13		33	3	8	24	9	37
SHIRGAZIEV Albert	30	GK	Y	2	9.30	25			EQ	1	25	2	23	29	5	33	25	28	17	4	16
YOUSHKEVICH Dmitri	2	RD	Y	3	15.24	29	5		PP	1	29	5	23	2	25	33	16	17	29	25	
SITNIK Alexei A	4	LD	Y	4	28.25	13	26	11	EQ	1	13	26	11	8	22	33	10	24	8	25	4
SMIRNOV Alexandr	5	LD	Y	5	38.38	13			PP	1	13	25	6	11	22	33	20	4	8	28	
BJAKIN Ilja C	6	*LD	Y	6	47.45	15	13		EQ	1	15	13	24	8	32	33	9	8	24	3	37
FROLOV Dmitri	8	LD	Y	7	53.51	11	26	2	PP	30	11	26	2	6	22	33	91	25	29	27	
FEDOULOV Igor	11	*LW	Y																		
GORBATCHEV Eduard	12	LW	Y																		
KAMENSKY Valeri A	13	*RW	Y																		
EMELIN Anatoli	15	LW	Y																		
YASHIN Alexei	19	RW	Y																		
SHENDELEV Sergei	22	*LD	Y																		
BURE Valeri	23	LW	Y																		
NIKOLISHIN Andrei	24	LW	Y																		
TSYPLAKOV Yuri	25	LW	Y																		
KOVALENKO Andrei	26	*LW	Y																		
KRUKLADNIKOV Vjatc	27	LW	Y																		
ULANOW Igor	28	LD	Y																		
BEREZIN Serge	29	RW	Y																		
BOROKIN Sergei	32	RD	Y																		

Coach:MIKHAILOV Boris Coach:TUZIK Igor Manager:MERINOV Vladimir

PENALTIES

Time	Nr	Min	Offence	Start	End
3.20	2	2	HOLD	3.20	5.20
7.19	32	2	HOLD	7.19	9.19
10.17	15	2	HOOK	10.17	12.17
12.10	25	2	SLASH	12.10	14.10
16.28	11	2	SLASH	16.28	18.28
25.43	23	2	HOOK	25.43	27.43
31.05	19	2	HOOK	31.05	33.05
39.52	19	2	HI-ST	39.52	41.52
42.30	28	2	HI-ST	42.30	44.30
50.59	4	2	ELBOW	50.59	52.59

Team B: ITA

Family & Given Name	Nr	Pos	P	G	Time	S	A1	A2	GS	Positive Part B						Negative Part A					
DELFINO David	33	*GK	Y																		
ROSATI Michael	34	GK	N																		
DE GAETANO Philip	3	RD	Y																		
OBERRAUCH Robert C	4	LD	Y																		
BERALDO Paulo	8	RW	Y																		
IOVIO Emilio	9	LW	Y																		
DE TONI Lino	10	LW	Y																		
RANOSER Roland	11	RW	Y																		
BARRILLO Bruno	16	*LW	Y																		
ORLANDO Gaetano A	17	*CE	Y																		
BRUGNOLI Patrich	19	CE	Y																		
COMPLOI Georg	20	RD	Y																		
MARCHETTI Giovanni	23	LD	Y																		
CHITARRONI Mario	24	CE	Y																		
CIRCELLI Anthony	25	*RD	Y																		
TOPATIGH Lucio A	27	*RW	Y																		
PAVLU Martin	28	RW	Y																		
BARTOLONE Christ.-P	29	*RD	Y																		
SACRATINI Vezio	32	CE	Y																		
DE ANGELIS Michael	37	LD	Y																		
DA CORTE Luigi	47	LD	N																		
PIGLIUZZI Stefan	91	CE	Y																		

Coach:LEFLEY Brian Coach:MC COURT Dale Manager:TALAMINI Gianfranco

PENALTIES

Time	Nr	Min	Offence	Start	End
0.58	9	2	HOOK	0.58	2.58
4.31	27	2	INTERF	4.31	6.31
9.56	91	2	HOOK	9.56	11.56
15.06	91	2	HOOK	15.06	15.24
16.39	24	2	HOOK	16.39	18.39
22.23	20	2	HOLD	22.23	24.23
37.21	19	2	HOOK	37.21	38.38
39.52	32	2	INTERF	39.52	41.52
52.09	16	2	HOOK	52.09	53.51
55.14	11	2	HOLD	55.14	57.14
57.01	20	2	HOLD	57.01	59.01
59.19	8	2	CROSS	59.19	60.00

Game Summary

P	PTS/GA	SSG	SSP	SPG	SOG	S	PIM	TEP	PPG	SHG	PO+	DAC
1	3:0	8:9	8:1	4:1	11:9	23:11	10:10	4.01:5.36	1:0	1:0	6:18	19:30
2	2:0	8:7	5:3	8:2	10:7	23:12	6:6	3.17:4.00	1:0	0:0	7:13	15:16
3	2:0	17:7	3:0	5:4	19:7	27:11	4:8	5.20:3.10	1:0	0:0	11:12	12:17
OT												
TOT	7:0	33:23	16:4	17:7	40:23	73:34	20:24	12.38:12.46	3:0	1:0	24:43	46:63

Goalkeepers Record

Time	GKA	GKB	ENG	A	MIP	B	MIP
0.00	1	33		1	47.45	33	60.00
47.45	30			30	12.15	34	0.00

Referee	Linesman	Linesman	Goaljudge	Goaljudge	Game-TKP	Pen-TKP	Off.Scorer	Spect.
Rojthar, F.	Brazdil, J.	Norrmann, P.	Burt, G.	Elvy, J.	Ambach	Bottegal	Sarto	5370

Gestetner

Gestetner

RUS **GK 1**

GK 30

Date: 94. 4.27 **Game No: 11** **Period: 1**

ITA **GK 33**

GK 34

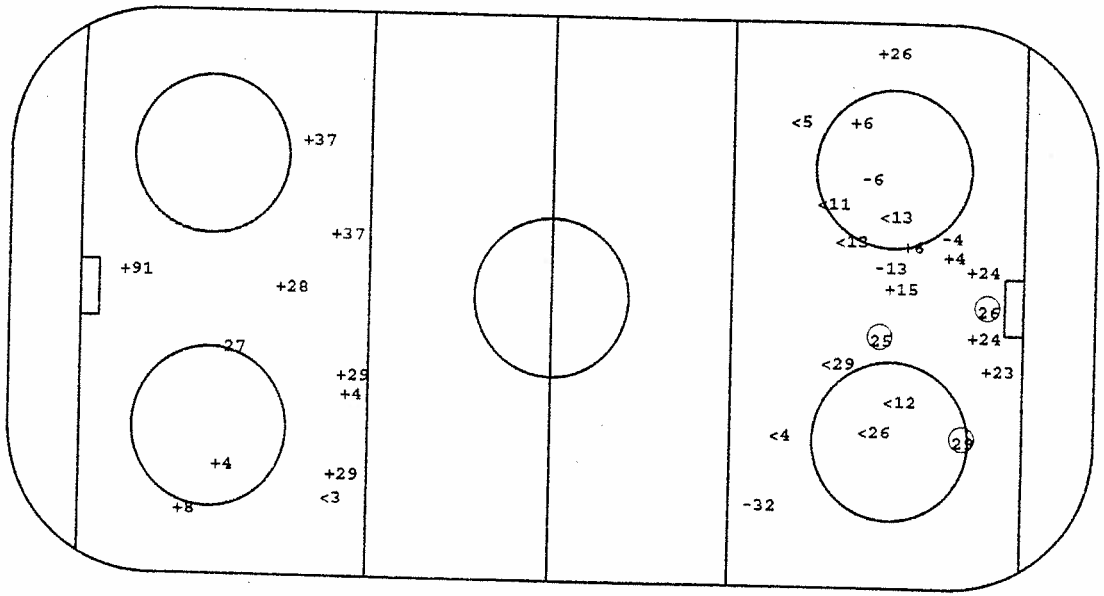

O Goal +SSG <SSP -SPG

Face - Offs

DZ	MZ	AZ
-27	-11	-24
-26	19	24
19	-19	25
-29	25	-27
-29	-26	-27
-26	-25	-27
	-27	-11
	-26	-25
		27
		-11

Defense Activity

Team	BCH	SCH	BBL	SBL	BAC	PRE	PCL	-LOP	-PAP
RUS	2	6	6		13	28	1	6	27
	6	6	19			28	8	5	13
		2	4			27	22		6
			2			19	29		6
			2			22	2		
			8			8			
						26			
						15			
ITA	8	37 17	3	91	9	4	20	4	4
	29	24	20	16	24	29	3		29
	20	9		25	8	91	4		29
	91	37			17	37	3		37
	8	16				29	3		20
	17	91				37	27		27
	9	28							
		29							

Face - Offs

AZ	MZ	DZ
17	17	91
24	-91	-91
-29	17	-24
17	-91	17
91	24	91
24	28	24
	17	24
	8	91
		-17
		24

GK GoalKeeper
SSG Shot Saved by GK
SSP Shot Saved by def.Player

SPG Shot Past Goal
DZ Defence Zone
MZ Middle Zone

AZ Attack Zone
BCH BodyCHeck
SCH Stick Contact Check

BBL BodyBLock
SBL ShotBLock
BAC BAck Checking

PRE Puck REcovery
PCL Puck CLearing
LOP Loss Of Puck

PAP Play Away from Puck

ITA **GK 33** 13 13

GK 34

Date: 94. 4.27 **Game No: 11** **Period: 2**

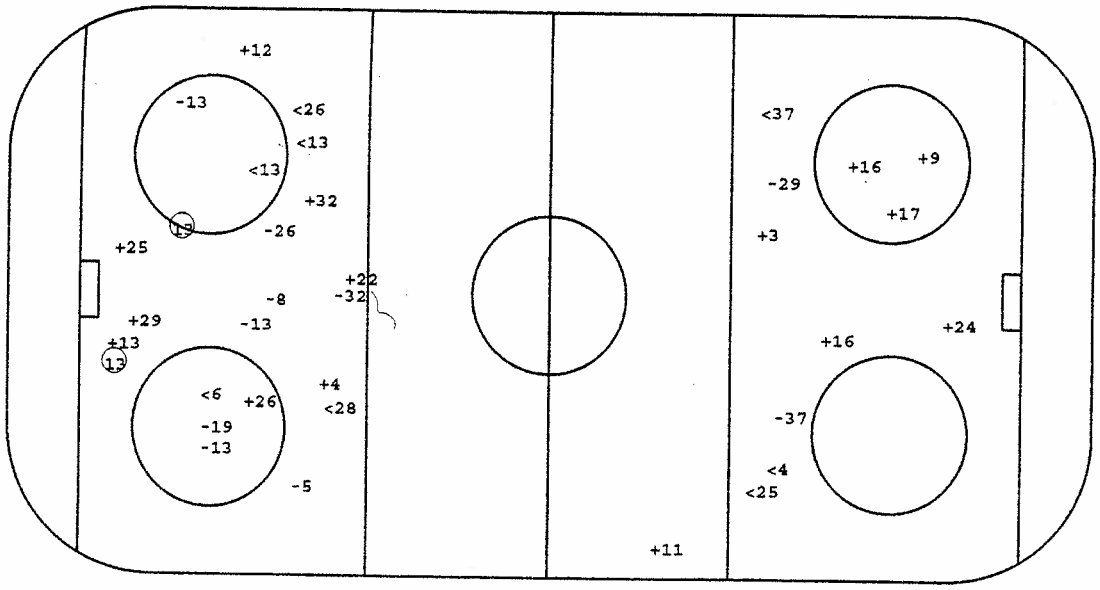

RUS **GK 1**

GK 30

O Goal +SSG <SSP -SPG

Face - Offs

DZ	MZ	AZ
17	17	17
91	- 9	-24
-17	-91	17
-24	24	17
	-91	24
	17	17
	24	17
		-24
		91

Defense Activity

Team	BCH	SCH	BBL	SBL	BAC	PRE	PCL	-LOP	-PAP
ITA	25	24	3	4	17	28	37	20	4
	4	37	91		9	11	10	4	3
	8		91		27	4	20	3	
						17	24	17	
							24		
							8		
RUS	23	19	32	26	12	25	8	22	6
	8	6				19	32		
		6				8			
		23				19			
						15			
						15			

Face - Offs

AZ	MZ	DZ
-25	-11	-11
-25	19	27
27	11	-11
11	-27	-11
	19	-25
	-27	-19
	-25	-19
		27
		-24

GK GoalKeeper
SSG Shot Saved by GK
SSP Shot Saved by def.Player
SPG Shot Past Goal
DZ Defence Zone
MZ Middle Zone
AZ Attack Zone
BCH BodyCHeck
SCH Stick Contact Check
BBL BodyBLock
SBL ShotBLock
BAC BAck Checking
PRE Puck REcovery
PCL Puck CLearing
LOP Loss Of Puck
PAP Play Away from Puck

Gestetner

Gestetner

RUS **GK 1**

GK 30

Date: 94. 4.27 **Game No: 11** **Period: 3**

ITA **GK 33**

GK 34

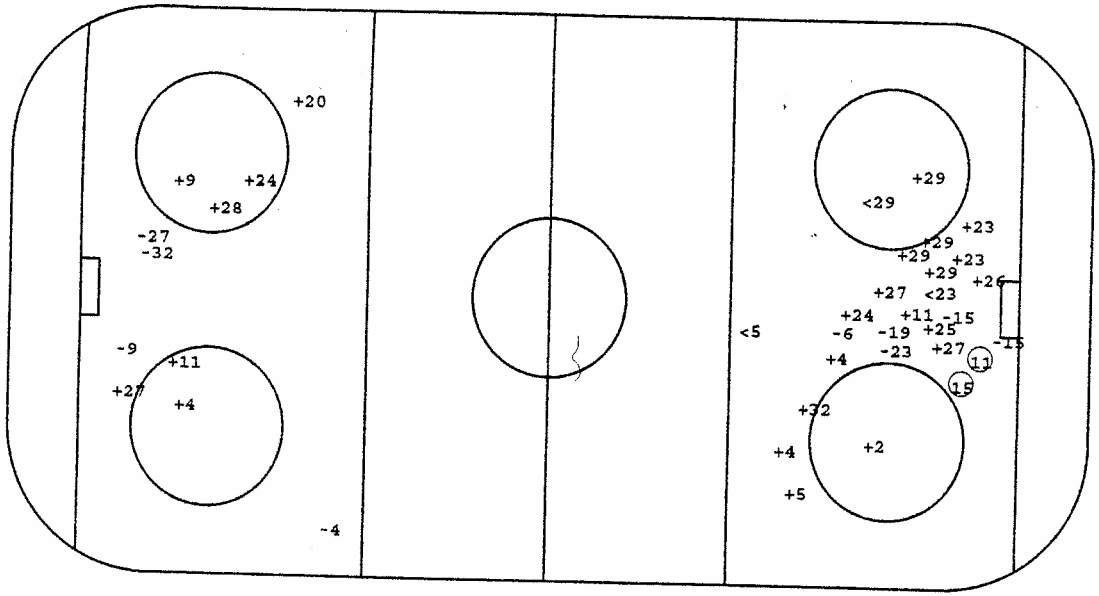

○Goal +SSG <SSP -SPG

Face - Offs

DZ	MZ	AZ
25	26	11
11	-27	25
27	-19	-25
-27	-25	-25
19	-11	-24
	-19	-27
	11	-27
	11	-27
		27
		25

Defense Activity

Team	BCH	SCH	BBL	SBL	BAC	PRE	PCL	-LOP	-PAP
RUS	28	2	26		29	2	32		
			6			24	5		
						5	30		
							15		
ITA	24	16	16	4	10	3	91	25	25
	19	33	23	17	10	29	32	37	4
	11		20	20	27	28	19	17	29
	3		11			3	24	10	3
			3			27	3	9	
						9	9	28	
								16	
								4	

Face - Offs

AZ	MZ	DZ
-17	-24	-91
-91	24	-17
-24	32	91
17	17	17
-24	91	24
	24	91
	-32	91
	-24	32
		-17
		-28

GK GoalKeeper
SSG Shot Saved by GK
SSP Shot Saved by def.Player

SPG Shot Past Goal
DZ Defence Zone
MZ Middle Zone

AZ Attack Zone
BCH BodyCHeck
SCH Stick Contact Check

BBL BodyBLock
SBL ShotBLock
BAC BAck Checking

PRE Puck REcovery
PCL Puck CLearing
LOP Loss Of Puck

PAP Play Away from Puck

Players by Team RUS

Including Game No.:12

Family & Surname	No	Po	GP	PI	G	A1	A2	PTS	S	SG%	SSG	SSP	SPG	PPG	SHG	GWG	GTG	GAP	PIM	AVG	2	5	10	GMP	DAC	BCH	SCH	BBL	BAC	SBL	PRE	PCL	LOP	PAP	POP	NEP	+/-	FO+	FO-	FO%
BEREZIN Serge	29	RW	2	2	2	1	0	3	15	13.33	10	3	0	1	0	0	0	0	0	0.00	0	0	0	0	5	0	0	0	1	0	3	1	0	0	4	0	4	0	2	0.00
BEZUKLADNIKOV Vjat	27	LW	2	2	1	1	0	2	5	20.00	4	0	0	0	0	0	0	0	0	0.00	0	0	0	0	5	1	2	0	0	0	3	0	0	1	2	1	1	12	17	41.38
KOVALENKO Andrei	26	LW	2	2	1	2	1	4	9	11.11	4	2	2	1	0	1	0	0	0	0.00	0	0	0	0	6	0	1	1	1	2	2	0	1	0	6	1	5	4	4	50.00
TSYPLAKOV Yuri	25	LW	2	2	1	0	1	2	4	25.00	3	0	0	0	0	0	0	0	2	1.00	1	0	0	0	4	0	0	0	0	0	3	1	0	0	5	0	5	15	16	48.39
NIKOLISHIN Andrei	24	LW	2	2	0	0	0	0	9	0.00	6	1	2	0	0	0	0	0	2	1.00	1	0	0	0	7	0	2	1	0	0	2	2	0	0	7	1	6	3	3	50.00
BURE Valeri	23	LW	2	2	2	0	0	2	10	20.00	5	1	2	0	0	0	0	0	2	1.00	1	0	0	0	2	1	1	0	0	0	0	0	0	0	6	0	6	0	0	0.00
YASHIN Alexei	19	RW	2	2	1	2	0	3	4	25.00	1	0	2	0	0	0	0	0	8	4.00	4	0	0	0	9	1	1	1	0	0	7	0	1	0	5	2	3	11	12	47.83
EMELIN Anatoli	15	LW	2	2	1	0	0	1	6	16.67	3	0	2	0	0	0	0	0	4	2.00	2	0	0	0	6	0	1	0	1	0	3	1	0	0	3	1	2	0	0	0.00
KAMENSKY Valeri	13	RW	2	2	3	2	0	5	20	15.00	7	6	4	1	0	0	0	0	0	0.00	0	0	0	0	1	0	0	0	1	0	3	1	0	0	3	1	2	0	2	0.00
GORBATCHEV Eduard	12	LW	2	2	1	0	0	1	5	20.00	2	1	1	1	0	0	0	0	4	2.00	2	0	0	0	3	0	0	0	1	1	2	0	1	0	3	1	2	0	3	0.00
FEDOULOV Igor	11	LW	2	2	2	0	1	3	8	25.00	4	1	1	1	0	0	0	0	2	1.00	1	0	0	0	1	0	0	0	0	0	1	0	0	0	5	0	5	13	12	52.00
ULANOW Igor	28	LD	2	2	1	0	0	1	3	33.33	1	1	0	0	0	0	0	0	4	2.00	2	0	0	0	7	2	0	1	0	0	4	1	0	1	4	2	2	0	0	0.00
SHENDELEV Sergei	22	LD	2	2	1	1	0	2	7	14.29	4	1	1	0	0	0	0	0	0	0.00	0	0	0	0	2	0	0	0	0	0	2	1	1	0	10	2	8	0	0	0.00
FROLOV Dmitri	8	LD	2	2	0	0	0	0	4	0.00	1	2	1	0	0	0	0	0	0	0.00	0	0	0	0	7	2	1	2	0	0	2	2	2	0	4	1	3	0	0	0.00
BJAKIN Ilja	6	LD	2	2	2	1	0	3	11	18.18	4	2	3	0	1	1	0	0	2	1.00	1	0	0	0	7	1	4	3	0	0	2	2	2	3	7	0	7	0	0	0.00
SMIRNOV Alexandr	5	LD	2	2	0	1	1	2	6	0.00	2	3	1	0	0	0	0	0	0	0.00	0	0	0	0	-1	0	0	0	0	0	2	1	3	1	4	1	3	0	0	0.00
ZITNIK Alexei	4	LD	2	2	0	0	0	0	16	0.00	8	4	4	0	0	0	0	0	2	1.00	1	0	0	0	6	1	1	1	0	0	4	1	0	2	5	1	4	0	0	0.00
YOUSHKEVICH Dmitri	2	RD	2	2	0	1	1	2	9	0.00	5	2	2	0	0	0	0	0	6	3.00	3	0	0	0	9	3	3	2	0	0	1	1	1	0	5	0	5	0	0	0.00
SHIRGAZIEV Albert	30	GK	2	1	0	0	0	0	0	0.00	0	0	0	0	0	0	0	0	0	0.00	0	0	0	0	1	0	0	0	0	0	0	1	0	0	1	0	1	0	0	0.00
IVANNIKOV Valeri	20	GK	2	1	0	0	0	0	0	0.00	0	0	0	0	0	0	0	0	0	0.00	0	0	0	0	0	0	0	0	0	0	0	0	0	0	4	2	2	0	0	0.00
SHTALENKOV Mikhail	1	GK	2	2	0	0	0	0	0	0.00	0	0	0	0	0	0	0	0	0	0.00	0	0	0	0	2	0	0	0	0	0	1	1	0	0	14	1	13	0	0	0.00
SOROKIN Sergei	32	RD	2	1	0	0	0	0	4	0.00	2	0	2	0	0	0	0	0	2	2.00	1	0	0	0	3	0	0	1	0	0	0	2	0	0	1	0	1	0	0	0.00

Family & Surname	No	Po	GP	PI	MIP	MPI%	SOG	GA	SVS	SVS%	GAA	GKC	SHGA	SO	AVG	2	5	10	GMP	GAP
SHIRGAZIEV Albert	30	GK	2	1	12.15	10.21	3	0	3	100.00	0.00	0.00	0	1	0.00	0	0	0	0	0
IVANNIKOV Valeri	20	GK	2	1	20.00	16.67	8	2	6	75.00	6.00	150.00	0	0	0.00	0	0	0	0	0
SHTALENKOV Mikhail	1	GK	2	2	87.45	73.13	37	1	36	97.30	.68	1.83	0	1	0.00	0	0	0	0	0

Players by Team ITA

Including Game No.:12

Family & Surname	No	Po	GP	PI	G	A1	A2	PTS	S	SG%	SSG	SSP	SPG	PPG	SHG	GWG	GTG	GAP	PIM	AVG	2	5	10	GMP	DAC	BCH	SCH	BBL	BAC	SBL	PRE	PCL	LOP	PAP	POP	NEP	+/-	FO+	FO-	FO%
BARTOLONE Christ.-	29	RD	2	2	0	0	0	0	6	0.00	4	0	2	0	0	0	0	1	4	2.00	2	0	0	0	5	1	2	2	0	0	3	1	0	4	0	3	-3	0	1	0.00
BERALDO Paulo	8	RW	2	2	1	0	0	1	4	25.00	3	0	0	1	0	0	0	0	2	1.00	1	0	0	0	4	3	0	0	1	0	0	1	0	1	1	6	-5	1	0	100.00
BRUGNOLI Patrich	19	CE	2	2	0	0	0	0	1	0.00	0	1	0	0	0	0	0	1	2	1.00	1	0	0	0	5	1	0	0	1	0	1	2	0	0	0	0	0	1	0	100.00
CAMPESE Bruno	30	GK	2	0	0	0	0	0	0	0.00	0	0	0	0	0	0	0	0	0	0.00	0	0	0	0	0	0	0	0	0	0	0	0	0	0	0	0	0	0	0	0.00
CHITARRONI Mario	24	CE	2	2	0	0	0	0	3	0.00	3	0	0	0	0	0	0	0	2	1.00	1	0	0	0	18	5	5	0	2	0	1	5	0	0	1	5	-4	25	17	59.52
CIRCELLI Anthony	25	RD	2	2	0	0	0	0	4	0.00	2	1	1	0	0	0	0	0	0	0.00	0	0	0	0	11	2	1	1	1	2	2	5	1	2	0	6	-6	0	0	0.00
COMPLOI Georg	20	RD	2	2	0	0	0	0	4	0.00	1	1	2	0	0	0	0	0	8	4.00	4	0	0	0	5	1	1	5	0	1	0	2	1	4	0	4	-4	0	0	0.00
DA CORTE Luigi	47	LD	2	0	0	0	0	0	0	0.00	0	0	0	0	0	0	0	0	0	0.00	0	0	0	0	0	0	0	0	0	0	0	0	0	0	0	0	0	0	0	0.00
DE ANGELIS Michael	37	LD	2	2	0	1	0	1	8	0.00	3	3	2	0	0	0	0	0	0	0.00	0	0	0	0	9	0	4	1	0	0	2	4	1	1	1	3	-2	0	0	0.00
DE GAETANO Philip	3	RD	2	2	0	0	0	0	5	0.00	2	2	1	0	0	0	0	0	0	0.00	0	0	0	0	12	1	0	4	0	0	3	7	1	2	1	3	-2	0	0	0.00
DELFINO David	33	GK	2	1	0	0	0	0	0	0.00	0	0	0	0	0	0	0	0	0	0.00	0	0	0	0	1	0	1	0	0	0	0	0	0	0	0	7	-7	0	0	0.00
DE TONI Lino	10	LW	2	2	0	0	0	0	1	0.00	0	1	0	0	0	0	0	0	2	1.00	1	0	0	0	4	0	0	0	3	1	0	1	1	0	0	1	-1	0	0	0.00
FIGLIUZZI Stefan	91	CE	2	2	0	0	0	0	1	0.00	1	0	0	0	0	0	0	1	4	2.00	2	0	0	0	11	1	2	3	0	1	4	1	0	1	0	2	-2	18	17	51.43
IOVIO Emilio	9	LW	2	2	0	0	0	0	6	0.00	4	1	1	0	0	0	0	0	2	1.00	1	0	0	0	12	1	1	3	3	0	4	3	2	1	1	3	-2	0	4	0.00
MARCHETTI Giovanni	23	LD	2	2	0	0	0	0	0	0.00	0	0	0	0	0	0	0	0	0	0.00	0	0	0	0	4	0	0	3	0	0	2	0	1	0	0	1	-1	0	0	0.00
OBERRAUCH Robert	4	LD	2	2	0	0	0	0	5	0.00	3	1	1	0	0	0	0	1	6	3.00	3	0	0	0	5	2	1	1	0	2	6	2	4	5	0	3	-3	0	0	0.00
ORLANDO Gaetano	17	CE	2	2	0	0	0	0	2	0.00	2	0	0	0	0	0	0	0	0	0.00	0	0	0	0	10	1	2	0	4	1	3	1	2	0	0	3	-3	28	16	63.64
PAVLU Martin	28	RW	2	2	0	0	0	0	5	0.00	4	1	0	0	0	0	0	0	0	0.00	0	0	0	0	9	0	3	0	2	0	5	1	1	1	0	3	-3	1	1	50.00
RAMOSER Roland	11	RW	2	2	0	0	0	0	2	0.00	2	0	0	0	0	0	0	0	4	2.00	2	0	0	0	3	1	0	1	0	0	1	0,	0	0	0	0	0	0	0	0.00
ROSATI Michael	34	GK	2	1	0	0	0	0	0	0.00	0	0	0	0	0	0	0	0	0	0.00	0	0	0	0	0	0	0	0	0	0	0	0	0	0	1	4	-3	0	0	0.00
SACRATINI Vezio	32	CE	2	1	0	0	0	0	1	0.00	0	0	1	0	0	0	0	0	2	2.00	1	0	0	0	1	0	0	0	0	0	0	1	0	0	0	0	0	2	1	66.67
TOPATIGH Lucio	27	RW	2	2	0	0	0	0	5	0.00	1	0	4	0	0	0	0	0	4	2.00	2	0	0	0	5	0	0	0	3	0	3	1	0	2	0	1	-1	0	0	0.00
ZARRILLO Bruno	16	LW	2	2	0	0	0	0	6	0.00	3	0	3	0	0	0	0	1	2	1.00	1	0	0	0	9	1	2	2	3	1	2	1	1	2	0	3	-3	0	0	0.00

Family & Surname	No	Po	GP	PI	MIP	MPI%	SOG	GA	SVS	SVS%	GAA	GKC	SHGA	SO	AVG	2	5	10	GMP	GAP
CAMPESE Bruno	30	GK	2	0	0.00	0.00	0	0	0	0.00	0.00	0.00	0	0	0.00	0	0	0	0	0
DELFINO David	33	GK	2	1	60.00	50.00	40	7	33	82.50	7.00	122.50	3	0	0.00	0	0	0	0	0
ROSATI Michael	34	GK	2	1	60.00	50.00	33	4	29	87.88	4.00	48.48	2	0	0.00	0	0	0	0	0

Team Standings

Including Game 12

Game Results Group A

	CAN	RUS	GER	AUT	ITA	GBR
CAN				6:1	4:1	
RUS					7:0	12:3
GER				2:2		4:0
AUT	1:6		2:2			
ITA	1:4	0:7				
		3:12	0:4			

Game Results Group B

	SWE	FIN	USA	CZE	FRA	NOR
SWE		3:5				3:3
FIN	5:3			4:4		
USA					5:1	7:2
CZE		4:4			5:2	
FRA			1:5	2:5		
NOR	3:3		2:7			

Standing Group A

	GP	W	T	L	GF:GA	Pts
1. RUS	2	2	0	0	19:3	4
2. CAN	2	2	0	0	10:2	4
3. GER	2	1	1	0	6:2	3
4. AUT	2	0	1	1	3:8	1
5. ITA	2	0	0	2	1:11	0
6. GBR	2	0	0	2	3:16	0

Standing Group B

	GP	W	T	L	GF:GA	Pts
1. USA	2	2	0	0	12:3	4
2. CZE	2	1	1	0	9:6	3
3. FIN	2	1	1	0	9:7	3
4. SWE	2	0	1	1	6:8	1
5. NOR	2	0	1	1	5:10	1
6. FRA	2	0	0	2	3:10	0

Play Off Quarter Final

Game No. 31	A2	- B3
Game No. 32	B2	- A3
Game No. 33	A1	- B4
Game No. 34	B1	- A4

Play Off Relegation

Game No. 35	A6	- B6
Game No. 36		
Relegation		

Play Off Semi Final

Game No. 37	W31	- W34
Game No. 38	W32	- W33

Play Off Final

Final	W36	- W37
3./4. Place	L36	- L37

Gestetner

Team Statistics

Including Game 12

Scoring Efficiency

	GP	GF	SSG	SSP	SPG	S	SG%	R
CAN	2	10	62	21	25	118	8.47	4
SWE	2	6	56	15	14	91	6.59	7
RUS	2	19	74	29	29	151	12.58	1
FIN	2	9	59	15	14	97	9.28	3
GER	2	6	53	25	33	117	5.13	8
USA	2	12	54	23	9	98	12.24	2
CZE	2	9	74	21	20	124	7.26	6
AUT	2	3	42	15	11	71	4.23	11
FRA	2	3	33	16	16	68	4.41	9
ITA	2	1	38	12	18	69	1.45	12
NOR	2	5	36	9	14	64	7.81	5
GBR	2	3	40	16	11	70	4.29	10

Fair Play Cup

2	5	10	GMP	PIM	AVG	R
8	0	0	0	16	8.00	2
9	0	0	0	18	9.00	3
19	0	0	0	38	19.00	11
11	0	0	0	22	11.00	4
11	0	0	0	22	11.00	4
17	0	0	0	34	17.00	8
4	0	0	0	8	4.00	1
17	0	0	0	34	17.00	8
12	0	0	0	24	12.00	6
22	0	0	0	44	22.00	12
12	0	0	0	24	12.00	6
19	0	0	0	38	19.00	10

Face Offs

+:-	FO%	R
72:51	58.54	2
60:69	46.51	8
58:71	44.96	11
74:61	54.81	4
71:47	60.17	1
75:63	54.35	5
70:67	51.09	6
36:75	32.43	12
64:70	47.76	7
76:57	57.14	3
61:74	45.19	10
57:68	45.60	9

Power Play

	GP	TPP	PPGF	PP%	M:S	PPGA	R
CAN	2	24.40	2	16.22	12.20	0	7
SWE	2	11.08	2	35.93	5.34	0	3
RUS	2	23.48	5	42.02	4.46	0	2
FIN	2	7.23	0	0.00	0.00	0	10
GER	2	27.45	3	21.62	9.15	0	5
USA	2	8.20	3	72.00	2.47	0	1
CZE	2	16.41	2	23.98	8.21	0	4
AUT	2	13.27	1	14.87	13.27	0	8
FRA	2	12.00	0	0.00	0.00	0	11
ITA	2	18.06	1	11.05	18.06	1	9
NOR	2	12.07	1	16.51	12.07	0	6
GBR	2	17.23	0	0.00	0.00	0	12

Short Hand

TSH	SHGA	PK%	M:S	SHGF	R
9.13	1	78.30	9.13	0	7
9.23	0	100.00	0.00	0	2
23.38	0	100.00	0.00	1	1
15.01	2	73.36	7.31	0	8
16.05	1	87.56	16.05	0	6
18.07	1	88.96	18.07	0	5
4.00	0	100.00	0.00	0	3
28.05	1	92.88	28.05	0	4
11.56	2	66.48	5.58	0	9
27.10	5	63.19	5.26	0	10
9.12	3	34.78	3.04	0	12
20.58	4	61.84	5.15	0	11

Spectators

Tot	AVG	R
8300	4150	3
4650	2325	7
6570	3285	5
4550	2275	8
11200	5600	2
2850	1425	10
2600	1300	11
8300	4150	3
2000	1000	12
11870	5935	1
3550	1775	9
5900	2950	6

Goalkeeping

	GP	GA	SVS	SOG	SVS%	GAA	SO	ENG	GKC	R
CAN	2	2	39	41	95.12	1.00	0	0	4.88	1
SWE	2	8	48	56	85.71	4.00	0	0	57.16	8
RUS	2	3	45	48	93.75	1.50	1	0	9.37	3
FIN	2	7	55	62	88.71	3.50	0	0	39.51	5
GER	2	2	36	38	94.74	1.00	1	0	5.26	2
USA	2	3	43	46	93.48	1.50	0	0	9.78	4
CZE	2	6	37	43	86.05	3.00	0	1	41.85	6
AUT	2	8	64	72	88.89	4.00	0	0	44.44	7
FRA	2	10	71	81	87.65	5.00	0	0	61.75	9
ITA	2	11	62	73	84.93	5.50	0	0	82.88	11
NOR	2	10	57	67	85.07	5.00	0	0	74.65	10
GBR	2	16	65	81	80.25	8.00	0	0	158.00	12

Defensive Activity

BCH	SCH	BBL	SBL	BAC	PRE	PCL	-LOP	-PAP	DAC	R
21	19	28	4	13	44	13	7	6	129	6
10	8	32	9	4	18	4	11	29	45	12
12	17	12	3	5	43	16	11	9	88	11
29	29	42	19	8	30	24	16	20	145	4
25	15	30	6	21	59	30	13	6	167	3
9	19	45	15	2	18	6	8	13	93	10
13	18	48	17	2	19	31	14	11	123	8
23	28	47	10	34	65	49	14	15	227	2
14	35	47	21	9	22	12	27	30	103	9
21	25	26	9	23	42	39	16	26	143	5
13	30	49	16	2	14	42	14	24	128	7
58	28	38	21	22	60	58	13	18	254	1

Spectators

Place	Total	Min	Max	AVG
Val di Fassa	10100	1000	2950	1683
Bolzano-Bozen	26070	1200	6500	4345
TOTAL	36170			

Gestetner

Defensive Activity

Including Game No.:12

#	Family & Surname	Team	No	Po	GP	PI	G	A1	A2	PTS	DAC	BCH	SCH	BBL	SBL	PRS	PCL	LOP	PAP	PIM	AVG	2	5	10	GWP	GAP	POP	NEP	+/-	PO+	PO-	POA
1.	COOPER Stephen	GBR	5	LD	2	2	0	0	0	0	21	6	8	4	2	8	5	2	2	0	0.00	0	0	0	0	0	1	4	-3	0	0	0.00
2.	MORRIS Francis	GBR	24	CE	2	2	0	0	0	0	26	4	0	2	3	9	2	1	0	2	1.00	1	0	0	0	0	2	2	0	2	2	50.00
3.	STRÖMBERG Mika	FIN	26	RD	2	2	1	0	0	1	24	10	4	9	2	0	3	0	5	2	1.00	1	0	0	0	0	3	4	-1	0	0	0.00
4.	COTE Matthew	GBR	7	RW	2	2	0	0	0	0	24	7	0	3	7	4	6	0	3	2	1.00	1	0	0	0	1	0	4	-4	2	0	100.00
5.	LAUKKANEN Janne	FIN	12	LD	2	2	0	0	0	0	22	5	4	8	4	1	3	1	2	2	1.00	1	0	0	0	1	3	3	0	0	0	0.00
6.	SALSTEN Petter	NOR	2	RD	2	2	0	0	0	0	22	0	6	9	2	4	4	1	2	0	0.00	0	0	0	0	0	3	4	-1	0	0	0.00
7.	HOLAN Milos	CZE	4	LD	2	2	0	2	0	2	21	2	2	13	1	1	2	0	0	0	0.00	0	0	0	0	0	2	3	-1	0	0	0.00
8.	MAYR Jörg	GER	6	RD	2	2	0	0	0	0	21	5	2	2	2	6	5	0	1	0	0.00	0	0	0	0	0	2	2	0	0	0	0.00
9.	SHEA Michael	AUT	24	RD	2	2	0	0	0	0	21	2	3	8	0	4	5	0	1	0	0.00	0	0	0	0	0	0	1	-1	0	0	0.00
10.	PUSNIK Andreas	AUT	7	CE	2	2	0	1	1	2	20	1	1	2	5	6	4	1	0	2	1.00	1	0	0	0	0	2	3	-1	15	21	41.67
11.	DOYLE Robin	AUT	29	CE	2	2	0	0	0	0	20	0	3	3	2	1	7	3	0	2	1.00	1	0	0	0	0	0	0	0	3	15	16.67
12.	MALO Andre	GBR	27	LD	2	2	0	0	0	0	19	4	3	5	0	1	7	0	1	2	1.00	1	0	0	0	0	0	2	-2	0	1	0.00
13.	JUTILA Timo	FIN	5	RD	2	2	0	1	0	1	18	4	0	5	3	3	4	2	1	0	0.00	0	0	0	0	0	4	2	2	0	0	0.00
14.	CHITARRONI Mario	ITA	24	CE	2	2	0	0	0	0	18	8	8	0	0	1	8	0	0	2	1.00	1	0	0	0	0	1	5	-4	25	17	59.52
15.	BREBANT Richard	GBR	13	CE	2	2	0	0	0	0	18	4	1	3	1	2	4	0	0	6	3.00	3	0	0	0	0	1	5	-4	14	20	41.18
16.	LEMOINE Jean-Phili	FRA	16	LD	2	2	0	0	0	0	18	2	2	9	3	4	0	1	2	4	2.00	2	0	0	0	0	0	5	-5	0	0	0.00
17.	JAKOBSEN Tommy	NOR	7	RD	2	2	0	0	0	0	17	2	2	8	8	2	5	2	2	4	2.00	2	0	0	0	0	1	5	-4	0	0	0.00
18.	MC EWEN Douglas	GBR	10	CE	2	2	0	0	0	0	17	5	1	0	2	1	6	4	0	0	0.00	0	0	0	0	0	0	8	-8	2	0	100.00
19.	SCERBAN Bedrich	CZE	6	RD	2	2	0	0	0	0	16	1	2	8	1	1	4	0	1	0	0.00	0	0	0	0	0	3	3	0	0	0	0.00
20.	LEBLANC Michel	FRA	20	LD	2	2	0	0	0	0	16	0	4	3	7	1	4	2	1	0	0.00	0	0	0	0	0	1	4	-3	0	0	0.00
21.	VIRTA Hannu	FIN	23	RD	2	2	0	1	0	1	15	4	4	4	2	2	2	2	2	2	1.00	1	0	0	0	0	2	0	2	0	0	0.00
22.	ANDERSEN BOE Carl	NOR	4	RD	2	2	0	0	0	0	15	3	1	11	1	1	2	1	3	2	1.00	1	0	0	0	0	2	1	1	0	0	0.00
23.	STRONG Kenneth	AUT	22	CE	2	2	0	0	0	0	15	0	2	3	0	4	3	2	0	4	2.00	2	0	0	0	1	0	2	-2	11	20	35.48
24.	FAGERLI Jan Roar	NOR	12	RD	2	2	0	0	0	0	15	3	4	4	1	2	3	0	2	0	0.00	0	0	0	0	0	2	4	-2	0	0	0.00
25.	GULDA Peter	GER	8	LD	2	2	0	2	0	2	14	5	2	3	0	4	1	0	0	2	1.00	1	0	0	0	0	4	0	4	0	0	0.00
26.	CHAMBERS Shawn	USA	4	LD	2	2	0	0	1	1	12	2	1	6	2	2	1	0	0	0	0.00	0	0	0	0	0	4	1	3	0	0	0.00
27.	NASHEIM Richard	AUT	16	LW	2	2	1	0	0	1	12	0	1	3	0	4	4	0	0	2	1.00	1	0	0	0	0	2	2	0	0	0	0.00
28.	MÜHR Manfred	AUT	13	LW	2	2	1	0	0	1	12	1	1	1	0	3	4	1	0	2	1.00	1	0	0	0	0	1	3	-2	1	3	25.00
29.	KIENASS Torsten	GER	3	RD	2	2	0	0	0	0	12	1	2	2	0	4	4	0	0	0	0.00	0	0	0	0	0	0	0	0	0	0	0.00
29.	KUCERA Frantisek	CZE	8	RD	2	2	0	0	0	0	12	4	2	8	2	0	4	1	3	2	1.00	1	0	0	0	0	3	3	0	0	0	0.00
29.	STRAUSS Wolfgang	AUT	4	LD	2	2	0	0	0	0	12	0	1	6	0	1	7	0	2	0	0.00	0	0	0	0	0	0	0	0	0	0	0.00
32.	COOPER Ian	GBR	16	LW	2	2	0	0	0	0	12	3	1	1	1	4	4	1	1	0	0.00	0	0	0	0	0	0	4	-4	0	1	0.00
32.	CHINN Nicholas	GBR	2	LW	2	2	0	0	0	0	12	8	0	0	0	2	1	0	0	2	1.00	1	0	0	0	1	1	5	-4	0	0	0.00
34.	CRANSTON Tim	GBR	4	CE	2	2	0	0	0	0	12	2	3	5	0	2	1	0	1	2	1.00	1	0	0	0	1	0	6	-6	10	11	47.62
35.	RACINE Yves	CAN	33	LD	2	2	1	2	0	3	12	1	3	3	0	3	2	0	1	4	2.00	2	0	0	0	0	4	1	3	0	0	0.00
36.	KURTENBACH Terry	GBR	22	RD	2	2	1	1	0	2	12	2	1	2	0	6	2	1	0	2	1.00	1	0	0	0	1	2	3	-1	0	0	0.00
37.	BOB Robert	USA	3	LD	2	2	1	0	0	1	12	0	2	5	4	3	0	0	0	0	0.00	0	0	0	0	0	0	5	1	4	0	0	0.00
38.	DOPITA Jiri	CZE	16	CE	2	2	1	0	0	1	12	2	2	3	1	3	2	0	0	0	0.00	0	0	0	0	0	0	2	3	-1	22	23	48.89
39.	REICHEL Martin	GER	36	CE	2	2	0	0	0	0	12	0	0	1	1	5	1	0	0	2	1.00	1	0	0	0	0	0	1	-1	13	11	54.17
40.	KALT Dieter	AUT	74	RW	2	2	0	0	0	0	12	0	1	2	0	3	1	0	0	0	0.00	0	0	0	0	0	0	1	-1	0	0	0.00
41.	DE GAETANO Philip	ITA	3	RD	2	2	0	0	0	0	12	1	0	4	0	3	7	1	2	0	0.00	0	0	0	0	0	1	3	-2	0	0	0.00
41.	IOVIO Emilio	ITA	9	LW	2	2	0	0	0	0	12	1	1	2	0	4	2	2	1	2	1.00	1	0	0	0	0	1	3	-2	0	4	0.00
43.	HOPE Shannon	GBR	6	LD	2	2	0	0	0	0	12	3	3	2	3	1	3	0	2	6	3.00	3	0	0	0	1	1	4	-3	0	2	0.00
43.	MOYON Christopher	FRA	3	LD	2	2	0	0	0	0	12	4	2	5	0	3	0	2	3	2	1.00	1	0	0	0	0	0	3	-3	0	0	0.00
45.	RAUCHENWALD Gerald	AUT	9	CE	2	2	0	0	0	0	12	2	1	0	1	8	0	1	1	2	1.00	1	0	0	0	0	0	4	-4	5	14	26.32
46.	HÅMÅLÅINEN Erik	FIN	4	RD	2	2	0	0	0	0	12	0	4	8	0	1	3	3	2	2	1.00	1	0	0	0	0	2	6	-4	0	0	0.00
47.	KUMMER Wolfgang	GER	28	RW	2	2	1	0	0	1	11	1	0	2	1	6	2	1	1	0	0.00	0	0	0	0	0	2	0	2	1	2	33.33
48.	MEYER Jayson	GER	35	RD	2	2	1	0	0	1	11	1	0	1	1	6	3	1	0	4	2.00	2	0	0	0	0	2	0	2	0	0	0.00
49.	BURTON James	AUT	6	LD	2	2	0	1	0	1	11	2	0	3	1	8	2	2	0	0	0.00	0	0	0	0	0	2	2	0	0	0	0.00
50.	MECIAR Stanislav	CZE	27	RD	2	2	0	0	0	0	11	0	3	5	3	1	3	2	2	2	1.00	1	0	0	0	0	4	0	4	0	0	0.00

Gestetner

Most Penalized Players

Including Game No.:12

R.	Family & Surname	Team	No	Po	GP	PI	2	5	10	GMP	PIM	AVG	GAP	G	A	PTS	+/-	DAC
1.	VILLE Christophe	FRA	21	CE	2	1	3	0	0	0	6	6.00	1	0	0	0	0	1
2.	COMPLOI Georg	ITA	20	RD	2	2	4	0	0	0	8	4.00	0	0	0	0	-4	5
2.	YASHIN Alexei	RUS	19	RW	2	2	4	0	0	0	8	4.00	0	1	2	3	3	9
4.	GÜNTNER Michael	AUT	32	LD	2	2	3	0	0	0	6	3.00	1	0	0	0	2	11
4.	WEIGHT Doug	USA	9	LW	2	2	3	0	0	0	6	3.00	1	0	4	4	4	2
4.	DAHLSTROM Ole Eski	NOR	18	CE	2	2	3	0	0	0	6	3.00	2	0	0	0	-3	3
4.	BREBANT Richard	GBR	13	CE	2	2	3	0	0	0	6	3.00	0	0	0	0	-4	18
4.	HOPE Shannon	GBR	6	LD	2	2	3	0	0	0	6	3.00	1	0	0	0	-3	12
4.	OBERRAUCH Robert	ITA	4	LD	2	2	3	0	0	0	6	3.00	1	0	0	0	-3	5
4.	YOUSHKEVICH Dmitri	RUS	2	RD	2	2	3	0	0	0	6	3.00	0	0	2	2	5	9
11.	LEMOINE Jean-Phili	FRA	16	LD	2	2	2	0	0	0	4	2.00	0	0	0	0	-5	18
11.	KOIVU Saku	FIN	11	CE	2	2	2	0	0	0	4	2.00	0	2	1	3	1	1
11.	LILLEY John	USA	19	LW	2	2	2	0	0	0	4	2.00	0	1	0	1	2	2
11.	LAZARO Jeff	USA	8	LW	2	2	2	0	0	0	4	2.00	0	0	0	0	-1	2
11.	NEATON Pat	USA	6	LD	2	2	2	0	0	0	4	2.00	0	2	0	2	3	9
11.	PODEIN Shjon	USA	13	LW	2	2	2	0	0	0	4	2.00	0	2	1	3	5	2
11.	BUCHBERGER Kelly	CAN	11	RW	2	2	2	0	0	0	4	2.00	1	0	0	0	2	8
11.	RACINE Yves	CAN	33	LD	2	2	2	0	0	0	4	2.00	0	1	2	3	3	12
11.	OJANEN Janne	FIN	8	CE	2	2	2	0	0	0	4	2.00	1	0	0	0	1	6
11.	NILSEN Sjur Robert	NOR	24	RW	2	2	2	0	0	0	4	2.00	1	0	0	0	-1	6
11.	ULANOW Igor	RUS	28	LD	2	2	2	0	0	0	4	2.00	0	1	0	1	2	7
11.	SOROKIN Sergei	RUS	32	RD	2	1	1	0	0	0	2	2.00	0	0	0	0	1	3
11.	O'CONNER Michael	GBR	3	LD	2	2	2	0	0	0	4	2.00	0	0	0	0	-3	10
11.	MORRISON Scott	GBR	19	CE	2	2	2	0	0	0	4	2.00	0	0	0	0	-2	5
11.	FERA Richard	GBR	11	CE	2	2	2	0	0	0	4	2.00	1	0	1	1	0	9

Gestetner

Most Fair Players

Including Game No.:12

R	Family & Surname	Team	No	Po	GP	PI	2	5	10	GMP	PIM	AVG	GAP	G	A	PTS	+/-	DAC
1.	KARIYA Paul	CAN	27	LW	2	2	0	0	0	0	0	0.00	0	3	2	5	5	7
1.	KAMENSKY Valeri	RUS	13	RW	2	2	0	0	0	0	0	0.00	0	3	2	5	6	1
3.	KOVALENKO Andrei	RUS	26	LW	2	2	0	0	0	0	0	0.00	0	1	3	4	5	6
4.	BEREZIN Serge	RUS	29	RW	2	2	0	0	0	0	0	0.00	0	2	1	3	4	5
4.	SUNDIN Mats	SWE	13	LW	2	2	0	0	0	0	0	0.00	0	2	1	3	0	4
4.	SWEENEY Tim	USA	12	LW	2	2	0	0	0	0	0	0.00	0	1	2	3	1	2
7.	JANECKY Otakar	CZE	20	RW	2	2	0	0	0	0	0	0.00	0	0	2	2	0	0
7.	BEZUKLADNIKOV Vjat	RUS	27	LW	2	2	0	0	0	0	0	0.00	0	1	1	2	1	5
7.	BERANEK Josef	CZE	29	CE	2	2	0	0	0	0	0	0.00	0	1	1	2	4	6
7.	SHENDELEV Sergei	RUS	22	LD	2	2	0	0	0	0	0	0.00	0	1	1	2	8	2
7.	KASTAK Kamil	CZE	12	LW	2	2	0	0	0	0	0	0.00	0	1	1	2	0	4
7.	DUBE Roger	FRA	28	RW	2	2	0	0	0	0	0	0.00	0	1	1	2	-1	4
7.	BRIND-AMOUR Rod	CAN	17	CE	2	2	0	0	0	0	0	0.00	0	1	1	2	2	9
7.	BLAKE Rob	CAN	4	RD	2	2	0	0	0	0	0	0.00	0	0	2	2	2	10
7.	KNUTSEN Espen	NOR	41	CE	2	2	0	0	0	0	0	0.00	0	2	0	2	1	6
7.	KUCERA Jiri	CZE	14	CE	2	2	0	0	0	0	0	0.00	0	2	0	2	0	3
7.	HOLAN Milos	CZE	4	LD	2	2	0	0	0	0	0	0.00	0	0	2	2	-1	21
7.	LINDSAY Bill	USA	21	LW	2	2	0	0	0	0	0	0.00	0	2	0	2	4	1
7.	KURRI Jari	FIN	17	RW	2	2	0	0	0	0	0	0.00	0	1	1	2	2	9
7.	SRSEN Tomas	CZE	17	RW	2	2	0	0	0	0	0	0.00	0	1	1	2	0	2
7.	SMIRNOV Alexandr	RUS	5	LD	2	2	0	0	0	0	0	0.00	0	0	2	2	3	-1
22.	JANNY Claig	USA	15	CE	2	1	0	0	0	0	0	0.00	0	0	2	2	1	1
23.	WOLANIN Craig	USA	2	LD	2	2	0	0	0	0	0	0.00	0	1	0	1	2	7
23.	KUMMER Wolfgang	GER	28	RW	2	2	0	0	0	0	0	0.00	0	1	0	1	2	11
23.	KÖPF Ernst	GER	33	RW	2	2	0	0	0	0	0	0.00	0	1	0	1	2	4

Gestetner

Goalkeepers

Including Game No.:12

# Family & Surname	Team	No	GP	PI	MIP	MIP%	SOG	GA	SVS	SV%	GAA	GAC	PIM	AVG	2	5	10	GWP	SHGA	SO
1. MERK Klaus	GER	27	2	1	60.00	50.00	18	0	18	100.00	0.00	0.00	0	0.00	0	0	0	0	0	1
2. SHTALENKOV Mikhail	RUS	1	2	2	87.45	73.13	37	1	36	97.30	.68	1.83	0	0.00	0	0	0	0	0	1
3. FISET Stephane	CAN	31	2	1	60.00	50.00	25	1	24	96.00	1.00	4.00	0	0.00	0	0	0	0	0	0
4. RANFORD Bill	CAN	30	2	1	60.00	50.00	16	1	15	93.75	1.00	6.21	0	0.00	0	0	0	0	1	0
5. HEBERT Guy	USA	1	2	2	120.00	100.00	46	3	43	93.48	1.50	9.78	0	0.00	0	0	0	0	1	0
6. PUSCHACHER Michael	AUT	23	2	1	60.00	50.00	33	2	31	93.94	2.00	12.12	0	0.00	0	0	0	0	1	0
7. HEISS Joseph	GER	30	2	1	60.00	50.00	20	2	18	90.00	2.00	20.00	0	0.00	0	0	0	0	1	0
8. TUREK Roman	CZE	2	2	1	60.00	50.00	15	2	13	86.67	2.00	26.66	0	0.00	0	0	0	0	0	0
9. MYLLYS Jarmo	FIN	35	2	2	120.00	100.00	62	7	55	88.71	3.50	39.51	0	0.00	0	0	0	0	2	0
10. ROSATI Michael	ITA	34	2	1	60.00	50.00	33	4	29	87.88	4.00	48.48	0	0.00	0	0	0	0	2	0
11. YLONEN Petri	FRA	29	2	2	120.00	100.00	81	9	72	88.89	4.50	49.99	0	0.00	0	0	0	0	2	0
12. SALO Tommy	SWE	35	2	2	120.00	100.00	56	8	48	85.71	4.00	57.16	0	0.00	0	0	0	0	0	0
13. BRIZA Petr	CZE	1	2	1	60.00	50.00	28	4	24	85.71	4.00	57.16	0	0.00	0	0	0	0	0	0
14. MC KEY Martin	GBR	30	2	1	60.00	50.00	26	4	22	84.62	4.00	61.52	0	0.00	0	0	0	0	2	0
15. MARTHINSEN Jim	NOR	30	2	2	109.28	91.22	64	10	54	84.38	5.48	85.59	0	0.00	0	0	0	0	3	0
16. SUTTNIG Michael	AUT	1	2	1	60.00	50.00	39	6	33	84.62	6.00	92.28	0	0.00	0	0	0	0	0	0
17. DELFINO David	ITA	33	2	1	60.00	50.00	40	7	33	82.50	7.00	122.50	0	0.00	0	0	0	0	3	0
18. MC CRONE John	GBR	1	2	1	60.00	50.00	55	12	43	78.18	12.00	261.84	0	0.00	0	0	0	0	2	0
SCHISTAD Robert	NOR	1	2	1	10.32	8.78	3	0	3	100.00	0.00	0.00	0	0.00	0	0	0	0	0	0
SHIRGAZIEV Albert	RUS	30	2	1	12.15	10.21	3	0	3	100.00	0.00	0.00	0	0.00	0	0	0	0	0	0
IVANNIKOV Valeri	RUS	20	2	1	20.00	16.67	8	2	6	75.00	6.00	150.00	0	0.00	0	0	0	0	0	0

SELIGER Marc	GER	40	2
CAMPESE Bruno	ITA	30	2
DALPIAZ Claus	AUT	31	2
KUNTAR Leslie	USA	30	2
LITTMAN David	USA	29	2
TAMMI Jukka	FIN	30	2
KUIVALAINEN Pasi	FIN	1	2
LHENRY Fabrice	FRA	30	2
VALLIERE Michel	FRA	31	2
ALLMAN Steve	NOR	35	2
BIEGL Radek	CZE	30	2
HEDBERG Johan	SWE	1	2
NORDSTRÖM Roger	SWE	30	2
HANSON Moray	GBR	29	2

Gestetner

	Player	Team	No	Pos	GP	PI	G	A1	A2	PTS	#	30%	SOG	SEF	SPG	PPG	SHG	GWG	GTG	PIM	AVG	2	5	10	GMP	GAP	POP	NEP	+/-	POM	PO	POA	DAG
1.	KAMENSKY Valeri	RUS	13	RW	2	2	3	2	0	5	20	15.00	7	6	4	1	0	0	0	0	0.00	0	0	0	0	0	7	1	6	0	2	0.00	1
2.	KARIYA Paul	CAN	27	LW	2	2	3	1	1	5	8	37.50	3	0	2	0	0	0	0	0	0.00	0	0	0	0	0	5	0	5	0	0	0.00	7
3.	KOVALENKO Andrei	RUS	26	LW	2	2	1	2	1	4	9	11.11	4	2	2	1	0	1	0	0	0.00	0	0	0	0	0	6	1	5	4	4	50.00	6
4.	WEIGHT Doug	USA	9	LW	2	2	0	4	0	4	4	0.00	3	1	0	0	0	0	0	6	3.00	3	0	0	0	1	4	0	4	20	15	57.14	2
5.	FEDOULOV Igor	RUS	11	LW	2	2	2	0	1	3	8	25.00	4	1	1	1	0	0	0	2	1.00	1	0	0	0	0	5	0	5	13	12	52.00	1
6.	PODEIN Shjon	USA	13	LW	2	2	2	1	0	3	2	100.00	0	0	0	0	0	0	0	4	2.00	2	0	0	0	0	6	1	5	2	2	50.00	2
7.	BEREZIN Serge	RUS	29	RW	2	2	2	1	0	3	15	13.33	10	3	0	1	0	0	0	0	0.00	0	0	0	0	0	4	0	4	0	2	0.00	5
8.	SANDERSON Geoff	CAN	8	CE	2	2	2	1	0	3	15	13.33	7	3	3	0	0	1	0	4	2.00	2	0	0	0	0	3	1	2	1	1	50.00	3
9.	ZEMLICKA Richard	CZE	13	LW	2	2	2	0	1	3	8	25.00	4	1	1	0	0	0	0	2	1.00	1	0	0	0	0	4	2	2	0	0	0.00	1
10.	KOIVU Saku	FIN	11	CE	2	2	2	0	1	3	7	28.57	4	0	1	0	0	0	0	4	2.00	2	0	0	0	0	4	3	1	17	11	60.71	1
11.	SUNDIN Mats	SWE	13	LW	2	2	2	1	0	3	8	25.00	5	1	0	1	0	0	0	0	0.00	0	0	0	0	0	3	3	0	1	0	100.00	4
12.	RUCINSKY Martin	CZE	24	LW	2	2	1	2	0	3	8	12.50	6	0	1	0	0	0	0	2	1.00	1	0	0	0	0	5	1	4	0	0	0.00	9
13.	YASHIN Alexei	RUS	19	RW	2	2	1	2	0	3	4	25.00	1	0	2	0	0	0	0	8	4.00	4	0	0	0	0	5	2	3	11	12	47.83	9
14.	RACINE Yves	CAN	33	LD	2	2	1	2	0	3	11	9.09	3	5	2	1	0	0	0	4	2.00	2	0	0	0	0	4	1	3	0	0	0.00	12
15.	SWEENEY Tim	USA	12	LW	2	2	1	2	0	3	3	33.33	1	1	0	0	0	0	0	0	0.00	0	0	0	0	0	4	3	1	10	17	37.04	2
16.	ARNOTT Jason	CAN	7	CE	2	2	0	3	0	3	6	0.00	5	1	0	0	0	0	0	2	1.00	1	0	0	0	0	5	0	5	22	20	52.38	10
17.	BURE Valeri	RUS	23	LW	2	2	2	0	0	2	10	20.00	5	1	2	0	0	0	0	2	1.00	1	0	0	0	0	6	0	6	0	0	0.00	2
18.	LINDSAY Bill	USA	21	LW	2	2	2	0	0	2	6	33.33	4	0	0	1	0	1	0	0	0.00	0	0	0	0	0	4	0	4	1	0	100.00	1
19.	NEATON Pat	USA	6	LD	2	2	2	0	0	2	6	33.33	3	1	0	0	0	0	0	4	2.00	2	0	0	0	0	4	1	3	0	0	0.00	9
20.	KNUTSEN Espen	NOR	41	CE	2	2	2	0	0	2	4	50.00	1	0	1	0	0	0	0	0	0.00	0	0	0	0	0	4	3	1	15	12	55.56	6
21.	KUCERA Jiri	CZE	14	CE	2	2	2	0	0	2	6	33.33	2	0	2	1	0	1	0	0	0.00	0	0	0	0	0	2	2	0	22	26	45.83	3
22.	SVENSSON Magnus	SWE	8	LD	2	2	2	0	0	2	7	28.57	4	1	0	1	0	0	0	2	1.00	1	0	0	0	0	2	2	0	0	0	0.00	7
23.	SHENDELEV Sergei	RUS	22	LD	2	2	1	1	0	2	7	14.29	4	1	1	0	0	0	0	0	0.00	0	0	0	0	0	10	2	8	0	0	0.00	2
24.	COLE Danton	USA	17	LW	2	2	1	1	0	2	7	14.29	5	1	0	0	0	0	0	2	1.00	1	0	0	0	0	5	0	5	16	7	69.57	5
25.	TSYPLAKOV Yuri	RUS	25	LW	2	2	1	0	1	2	4	25.00	3	0	0	0	0	0	0	2	1.00	1	0	0	0	0	5	0	5	15	16	48.39	4
26.	BERANEK Josef	CZE	29	CE	2	2	1	1	0	2	14	7.14	7	2	4	0	0	0	0	0	0.00	0	0	0	0	0	5	1	4	25	17	59.52	6
27.	BRIND-AMOUR Rod	CAN	17	CE	2	2	1	0	1	2	3	33.33	1	0	1	0	0	0	0	0	0.00	0	0	0	0	0	3	1	2	9	8	52.94	9
28.	KURRI Jari	FIN	17	RW	2	2	1	1	0	2	7	14.29	5	0	1	0	0	0	0	0	0.00	0	0	0	0	0	3	1	2	0	1	0.00	9
29.	CONWAY Kevin	GBR	17	RW	2	2	1	1	0	2	5	20.00	4	0	0	0	0	0	0	2	1.00	1	0	0	0	0	2	0	2	0	0	0.00	6
30.	EVTUSHEVSKI Gregor	GER	9	RW	2	2	1	1	0	2	2	50.00	0	0	1	0	0	1	0	4	2.00	2	0	0	0	0	2	0	2	0	0	0.00	8
31.	BEZUKLADNIKOV Vjat	RUS	27	LW	2	2	1	1	0	2	5	20.00	4	0	0	0	0	0	0	0	0.00	0	0	0	0	0	2	1	1	12	17	41.38	5
32.	SRSEN Tomas	CZE	17	RW	2	2	1	1	0	2	7	14.29	3	1	2	0	0	0	0	0	0.00	0	0	0	0	0	2	2	0	0	0	0.00	2
32.	KASTAK Kamil	CZE	12	LW	2	2	1	0	1	2	7	14.29	5	0	1	0	0	0	0	0	0.00	0	0	0	0	0	3	3	0	0	0	0.00	4
34.	DUBE Roger	FRA	28	RW	2	2	1	1	0	2	11	9.09	6	2	2	0	0	0	0	0	0.00	0	0	0	0	0	2	3	-1	0	0	0.00	4
35.	KURTENBACH Terry	GBR	22	RD	2	2	1	1	0	2	1	100.00	0	0	0	0	0	0	0	2	1.00	1	0	0	0	1	2	3	-1	0	0	0.00	12
36.	YOUSHKEVICH Dmitri	RUS	2	RD	2	2	0	2	1	2	9	0.00	5	2	2	0	0	0	0	6	3.00	3	0	0	0	0	5	0	5	0	0	0.00	9
37.	GULDA Peter	GER	8	LD	2	2	0	2	0	2	8	0.00	0	3	5	0	0	0	0	2	1.00	1	0	0	0	0	4	0	4	0	0	0.00	14
38.	SMIRNOV Alexandr	RUS	5	LD	2	2	0	1	1	2	6	0.00	2	3	1	0	0	0	0	0	0.00	0	0	0	0	0	4	1	3	0	0	0.00	-1
39.	BLAKE Rob	CAN	4	RD	2	2	0	1	1	2	15	0.00	6	7	2	0	0	0	0	0	0.00	0	0	0	0	0	3	1	2	0	0	0.00	10
40.	JANNY Claig	USA	15	CE	2	1	0	1	1	2	0	0.00	0	0	0	0	0	0	0	0	0.00	0	0	0	0	0	2	1	1	8	9	47.06	1
41.	BERGQVIST Jonas	SWE	18	LW	2	2	0	2	0	2	7	0.00	6	1	0	0	0	0	0	2	1.00	1	0	0	0	0	3	2	1	0	0	0.00	1
42.	JANECKY Otakar	CZE	20	RW	2	2	0	0	2	2	8	0.00	5	1	2	0	0	0	0	0	0.00	0	0	0	0	0	2	2	0	1	0	100.00	0
43.	PUSNIK Andreas	AUT	7	CE	2	2	0	2	1	2	8	0.00	5	2	1	0	0	0	0	2	1.00	1	0	0	0	0	2	3	-1	15	21	41.67	20
44.	HOLAN Milos	CZE	4	LD	2	2	0	2	0	2	14	0.00	8	5	1	0	0	0	0	0	0.00	0	0	0	0	0	2	3	-1	0	0	0.00	21
45.	HANSSON Roger	SWE	11	LW	2	2	0	2	0	2	10	0.00	7	3	0	0	0	0	0	2	1.00	1	0	0	0	0	3	4	-1	0	0	0.00	1
46.	YOUNG Scott	USA	23	LW	2	2	1	0	0	1	12	8.33	7	3	1	0	0	0	0	2	1.00	1	0	0	0	0	4	0	4	1	1	50.00	4
47.	BOB Robert	USA	3	LD	2	2	1	0	0	1	10	10.00	5	2	2	1	0	1	0	0	0.00	0	0	0	0	0	5	1	4	0	0	0.00	12
48.	RICCI Mike	CAN	10	CE	2	2	1	0	0	1	4	25.00	2	1	0	0	0	0	0	0	0.00	0	0	0	0	0	3	0	3	24	13	64.86	9
49.	BJAKIN Ilja	RUS	6	LD	2	2	1	0	0	1	6	16.67	2	1	2	0	1	1	0	0	0.00	0	0	0	0	0	3	0	3	0	0	0.00	3
50.	RUMRICH Michael	GER	26	RW	2	2	1	0	0	1	4	25.00	1	2	0	0	0	0	0	0	0.00	0	0	0	0	0	2	0	2	6	4	60.00	4

Gestetner

Penalty Distribution

Including Game 11

Offence	Minute 1	2	3	4	5	6	7	8	9	10	11	12	13	14	15	16	17	18	19	20	sum	1	2	3	4	5	6	7	8	9	30	31	32	33	34	35	36	37	38	39	40	sum	1	2	3	4	5	6	7	8	9	50	51	52	53	54	55	56	57	58	59	60	OT	sum
ABUSE																																																																				
ADJUST																																																																									
AT-INJ																																																																								
AT-KICK																																																																								
ALTERC																																																																								
BENCH																																																																								
BOARD			1									1						2																									1																																			
BRO-ST																																																																															
BUTT-E																																																																																					
CHARGE			1			1		2		2								6					1																																																																
CROSS				1	1		1								1		1	8																																																																					
DANG-E																																																																																					
DELAY							1																																																																																	
DEL-INJ																																																																																										
DISPL-N																																																																																										
ELBOW								1																																																																																
EXC-R																																																																																									
FAL-P																																																																																										
FIST																																																																																										
FO																																																																																										
GA-MISC																																																																																										
GR-MISC																																																																																										
HAND-P																																																																																										
HI-ST					2				1	1								5					1		1	1					1																																																											
HOLD		1	2	2	2		1	2	1	3				1	1		2	18					1	1	2	1		3	1	1		1	1			1	1	1	1		3	1	13		1	2	1																																					
HOOK	1	3		1	1	4				1	1	1		1		4	2	1	1	1	23		1	1		1	1	2		1	1		1	1	2	4	2	1			1	1	20		1	1		1	2	3	2	1	1	1	1	1	1	2	1	1	1	1	1	1	2	1	1	1	1	1	1

Penalty Statistics (Caused by / against)

Including Game 11

Offence	Caused by CAN	SWE	RUS	FIN	GER	USA	CZE	AUT	FRA	ITA	NOR	GBR	Caused against CAN	SWE	RUS	FIN	GER	USA	CZE	AUT	FRA	ITA	NOR	GBR	Sum
BOSE																									
BOOST																									
C-INJ																									
C-KICK																									
CHERC																									
CHCH					1																				
CHARD	2																								
CHO-ST						1				1 1		2		1 1	1		2			1			1		1 6
CHTT-E																	1								1
CHARGE		2 2	1 1	1 2		2 2	1 1	3 1	1 2	1 2				1		4 2	1 2	3 1				2 3	1 3		12
CHOS	2				2						2	1	1		2				2	2					20
CHOS-INJ								2				1				1				1					3
CLIPL-H																									
CLHOH			3						1	1		1	1	1		1				2			1		6
CLHO-R																									
CLHO-P															1										2
CLHT																									
CLHTC																									
CLH-MISC		1			1																				
CLH-MISC															1				1						2
CLHO-P																									
CLH-ST																									
CLOLD	2 2 5	2 5 2	7 5 7	4 4 4	1 6 1	1 3 3	1 3 2	11 1	1 4 5	3 6 9	1 5 6	5 7 9	2 13 5	1 5 5	4 6 9	3 7	2 6 8	4 6 3	1 4 5	1 4	2 5	5 5 6	2 1 2	4 3 4	28 61 54
CLOOK																									
CLS-BQ																									
CLS-ST																									
CLTHRP																									
CLTHR-SP	2	2	3	1	5	2	1		3	4	4	3	2	3	4	2	3	2	1	4	1	1	4	3	30
CLTCK																									
CLTRA																									
CLV-PLA																									
CLV-PEN																									
CLWATCH																									
CLWC		1	1						1						1		1							1	3
CLWILDST																									
CLWO-L																									
CLWTHR																									
CLWO-0																									
CLWCK-FR																									
CLWCK-H																									
CLWCK-OUT						1												1							1
CLWTCH																									
CLYEAR	4 3	1	5 4	3 2	5	7 6	1 1	1 2	4 2	1 1	3 1	5 3	1 1	4 1	6 3	3	6 5	2 3 1	3 2	2	5 2	2 3	2 4	4 1	40
CLYEAR-L		1																							25
CLYO-0																									1
CLYHO-P					1	1						1	1		1						1				3
CLYHO-ST																									
CLYTO																									
CLYWORST	2	2	2	1	4	3	2	2	2	2	2	1	2	3	2	2	3	1	2	4	1		3	2	25
Sum	24	21	39	23	26	32	13	23	28	30	24	39	29	26	39	21	43	26	24	15	20	28	24	27	322

Gestetner

Penalties by Referees

Including Game 11

Game	ABUSE	ADJUST	AT-INJ	AT-KICK	ALTERC	BENCH	BOARD	BRO-ST	BUTT-E	CHARGE	CROSS	DANG-E	DELAY	DEL-INJ	DISPL-N	ELBOW	EXC-R	FAL-P	FIST	FO	GA-MISC	GR-MISC	HAND-P	HI-ST	HOLD	HOOK	ILL-EQ	ILL-ST	INTERF	INTER-SP	KICK	KNEE	L-PLB	L-PEB	MATCH	MISC	MOLEST	OBS-L	OTHER	PEN-S	PUCK-FR	PUCK-H	PUCK-OUT	REFUSE	ROUGH	SLASH	SPEAR	START-L	TOO-M	THRO-P	THRO-ST	TRIP	UNSPORT	Referee
SWE-NOR										2														1	1	1		3																							1		Moor
ITA-CAN											1					1								3	3	4		1																							1		Danko, Anton
FIN-CZE																								1	1	2																										Simonds/CAN
AUT-GER										3	1		1											1	6	1		2																								Grundström, J.
FRA-USA											1													1	2	1																										Galinovsky/RUS
GBR-RUS							1				1					1								6		4		2							1																Mäkelä, Seppo
CAN-AUT													1												5			1																							Rejthar
CZE-FRA										1															3	1		1																							Lichtnecker
GBR-GER											1														2	3		2																							Myrphy, D.
USA-NOR											1													1	2	1		4																							Stenico,R./ITA
RUS-ITA											1					1								2	5	9		2																							Rejthar, F.
SWE-FIN									1																3	3		1																							Galinovsky/RUS
CZE-USA						1			3	2														1	1	2																1										Moor,R./SUI
CAN-GER						2				1														1	2	2		2																							Mäkelä, S.
FRA-SWE						1	1			2						1				1					2	1		1																							Stenico,R./ITA
AUT-RUS																								1	4			1																							Murphy, D.
NOR-FIN					1					4														1	1	4																							Simonds,B./CAN
ITA-GBR						1			1	2	1		1			1								3	3	2		2																							Danko, A.
FRA-FIN										1														2	2	2		2							1															Moor,R./SUI
GER-RUS									1	1						1				1				2	2	3		2																							Danko, A.
CZE-NOR																								2	2	4		1																							Lichtnecker/GE
CAN-GBR																									5	4																							Rejthar, F.
USA-SWE																								2	4	2									1															Simmonds,B./CA
ITA-AUT																																																		Mäkelä, S.

Gestetner

C.O.N.I.

ICEHOCKEY WORLD CHAMPIONSHIP / POOL - A / BOLZANO/BOZEN - VAL DI FASSA - MILANO / ITALIA - 25.04. - 08.05.1994

Date: 28. 4.94 Start:20:00 End:22:25 Place:Bolzano-Bozen Game Nr.: 14 Page 1 of 1

Team A: CAN

Family & Given Name	Nr	Pos	P	G	Time	S	A1	A2	GS	Positive Part A						Negative Part B					
RANFORD Bill	30	*GK	Y	1	8.18	14	27		PP	30	14	27	7	11	28	30	36	15	3	19	
IRST Stephane	31	GK	N	2	27.20	14	27		EQ	30	14	27	7	3	33	30	33	14	35	2	28
OLLAS Bobby	2	LD	Y	3	32.00	14			EQ	30	14	27	7	2	25	30	36	6	15	18	31
ERGEVIN Marc	3	LD	Y																		
LAKE Rob A	4	*RD	Y																		
NOTT Jason	7	CE	Y																		
NDERSON Geoff	8	*CE	Y																		
ERSON Shayne	9	RW	N																		
UCCI Mike A	10	*CE	Y																		
CHBERGER Kelly	11	RW	Y																		
NAHAN Brendan	14	LW	Y																		
BEEK Pat	16	*RW	Y																		
KKO-AMOUR Rod	17	CE	Y																		
RSON Nelson	18	CE	Y																		
KIC Joe	19	CE	Y																		
ITAILLE Luc C	20	LW	Y																		
RDSON Luke	22	*LD	Y																		
AS Steve	23	RW	Y																		
OR Darryl	25	LD	Y																		
RITA Paul	27	LW	Y																		
CHESNE Steve	28	RD	Y																		
CINE Yves	33	LD	Y																		

Penalties					
Time	Nr	Min	Offence	Start	End
3.41	3	2	BOARD	3.41	4.27
5.58	20	2	HI-ST	5.58	7.58
14.32	10	2	SLASH	14.32	16.32
16.59	8	2	HOOK	16.59	18.59
36.53	14	2	BOARD	36.53	38.53
38.42	2	2	INTERF	38.42	40.42
43.15	27	2	TRIP	43.15	45.15
44.12	7	2	SLASH	44.12	46.12
45.43	14	2	CROSS	45.43	47.43
47.10	11	2	HOLD	47.10	49.10
51.04	4	2	ROUGH	51.04	53.04
57.28	16	2	SLASH	57.28	59.28

Coach:KINGSTON George Coach:RENNEY Tom Manager:SATHER Glen

Team B: GER

Family & Given Name	Nr	Pos	P	G	Time	S	A1	A2	GS	Positive Part B						Negative Part A					
RK Klaus	27	GK	N	1	4.27	33	14		PP	30	33	14	19	3	28	30	28	25	11	14	
IAS Joseph	30	*GK	Y	2	53.04	15			PP	30	15	36	37	3	19	30	22	10	18	28	
BACK Michael	2	LD	Y																		
BAS Torsten	3	RD	Y																		
RG Jörg C	6	RD	Y																		
NDL Thomas	7	*CE	Y																		
LA Peter	8	*LD	Y																		
TKEVSKI Gregory	9	RW	Y																		
KIRKO Thomas	12	LW	N																		
NAN Leo	13	*LW	Y																		
HEN Richard	14	CE	Y																		
GER Raimund A	15	RW	Y																		
MANN Mirko	18	RD	Y																		
BERBERGER Andrea A	19	RD	Y																		
RICH Michael	26	RW	Y																		
NER Wolfgang	28	RW	Y																		
RICK Jörg	31	LW	Y																		
A Jan	32	*RW	Y																		
Ernst	33	RW	Y																		
ER Jayson	35	*RD	Y																		
KEL Martin	36	CE	Y																		
RREITER Tobias	37	CE	Y																		

Penalties					
Time	Nr	Min	Offence	Start	End
7.50	37	2	INTERF	7.50	8.18
18.29	3	2	TRIP	18.29	20.29
45.13	35	2	HOLD	45.13	47.13
53.56	9	2	HOOK	53.56	55.56
56.05	9	2	TOO-M	56.05	58.05

Coach:BUKAC Dr. Ludek Coach:REINDL Franz Manager:JÄKEL Ulf E.

Team Summary

		SSG	SSP	SPG	SOG	S	PIM	TPP	PPG	SHG	PO+	DAC
1	1:1	5:12	1:4	3:3	6:13	10:20	8:4	1.21:6.08	1:1	0:0	9:15	34:59
2	1:0	10:9	4:4	3:4	12:9	19:17	4:0	0.29:3.07	0:0	0:0	14:6	26:35
3	0:1	7:16	2:5	1:6	7:17	10:28	12:6	3.23:8.34	0:1	0:0	14:12	30:31
	3:2	22:37	7:13	7:13	25:39	39:65	24:10	5.13:17.49	1:2	0:0	37:33	90:125

Goalkeepers Record

Time	GKA	GKB	ENG	A	MIP	B	MIP
0.00	30	30		30	60.00	30	59.20
59.20		-		31	0.00	27	0.00

Referee	Linesman	Linesman	Goaljudge	Goaljudge	Game-TKP	Pen-TKP	Off.Scorer	Spect.
Hilli, S.	Rautavuori, J	Burt, G.	Agostini	Pisoni	Sartori	Gasser	Guichardaz	5500

Gestetner

Date: 94. 4.28 **Game No: 14** **Period: 1**

CAN **GK 30**

33

GK 31

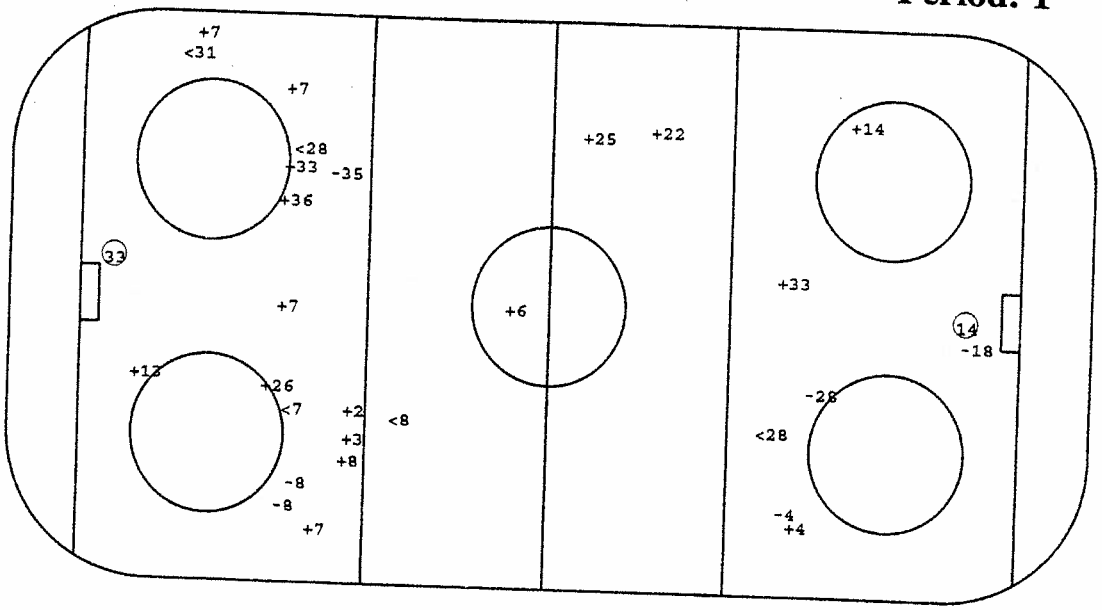

GER **GK 30**

14

GK 27

○Goal +SSG <SSP -SPG

Face - Offs

DZ	MZ	AZ
10	-10	17
- 7	- 7	-17
-10	- 7	17
-10	10	-19
-17	-19	-18
-19	- 7	
19		
-19		
10		
7		
7		
17		
-10		

Defense Activity

Team	BCH	SCH	BBL	SBL	BAC	PRE	PCL	-LOP	-PAP
CAN	2	3	33 22		8	17	25 27	4	
	28	8	25		11	22	33	33	
	23	7	2			4	17		
	25		4			19	4		
	4		17			33	11		
	28		4			3	19		
	28		2				19		
			3				33		
GER	7	32	2 35	8		35 9 35	35 8	18	13
	35	32	26 35	19		35 35 15	35 33		
	15	36	36	8		18 14 31	3		
	35	9	19			35 14 8	2		
	33	35	35			2 35 19	35		
	36	31	8			35 35 19	36		
	6		7			18 35 3	13		
	33		9			14 18 19	26		

Face - Offs

AZ	MZ	DZ
- 7	7	-36
14	36	14
7	7	-36
7	-36	7
14	7	26
7	36	
-32		
14		
-37		
-14		
-14		
-15		
14		

GK GoalKeeper
SSG Shot Saved by GK
SSP Shot Saved by def.Player

SPG Shot Past Goal
DZ Defence Zone
MZ Middle Zone

AZ Attack Zone
BCH BodyCHeck
SCH Stick Contact Check

BBL BodyBLock
SBL ShotBLock
BAC BAck Checking

PRE Puck REcovery
PCL Puck CLearing
LOP Loss Of Puck

PAP Play Away from Puck

Gestetner

Date: 94. 4.28 **Game No: 14** **Period: 2**

GER **GK 30**

14 14

GK 27

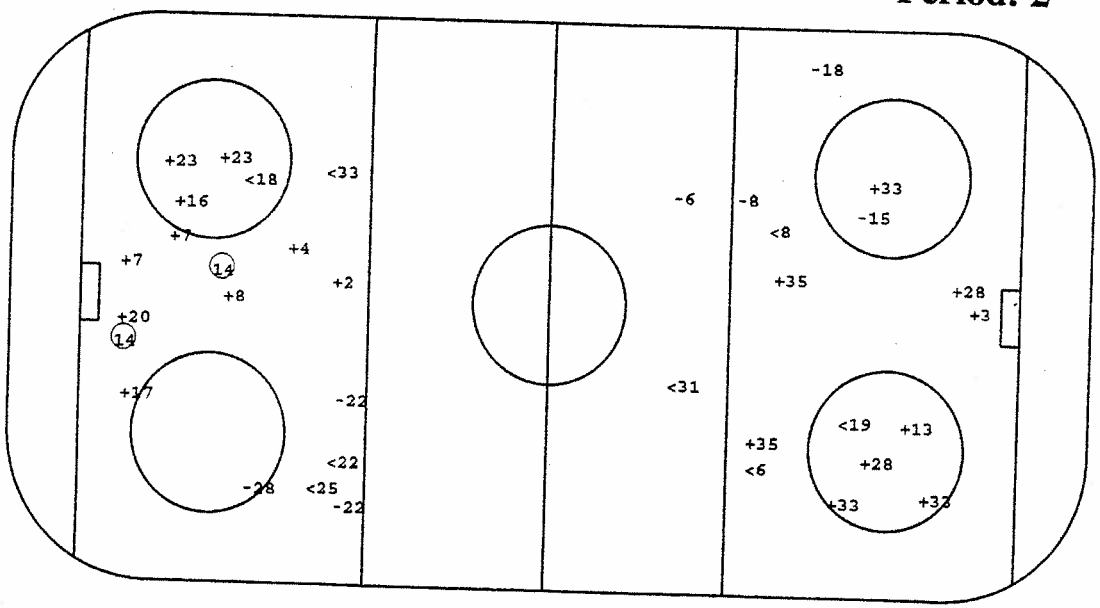

CAN **GK 30**

GK 31

O Goal +SSG <SSP -SPG

Face - Offs

DZ	MZ	AZ
36	- 7	37
- 7	- 7	- 7
-36	36	-14
7	-36	-36
-14	36	-15
-26	-26	-14
	-36	
	7	

Defense Activity

Team	BCH	SCH	BBL	SBL	BAC	PRE	PCL	-LOP	-PAP
GER	14	19	13	19	13	2	33		
	9	28	14		26	8	2		
	8		3		2	19	6		
	32		6		9	35	3		
			13		33	35	2		
			3			33	31		
			6			8	6		
						28	35		
CAN	4	2	4	10	7	17	11	28	14
	22		10		16	17	20	23	33
			23		7	27	22		
			19		18	16	22		
			4		23	16	17		
			25		18	11	28		
					17				
					7				

Face - Offs

AZ	MZ	DZ
-14	19	-14
10	19	17
14	- 7	17
-19	10	10
7	-17	7
10	7	17
	10	
	-17	

GK GoalKeeper
SSG Shot Saved by GK
SSP Shot Saved by def.Player

SPG Shot Past Goal
DZ Defence Zone
MZ Middle Zone

AZ Attack Zone
BCH BodyCHeck
SCH Stick Contact Check

BBL BodyBLock
SBL ShotBLock
BAC BAck Checking

PRE Puck REcovery
PCL Puck CLearing
LOP Loss Of Puck

PAP Play Away from Puck

Gestetner

CAN **GK 30**

15

GK 31

Date: 94. 4.28 **Game No: 14** **Period: 3**

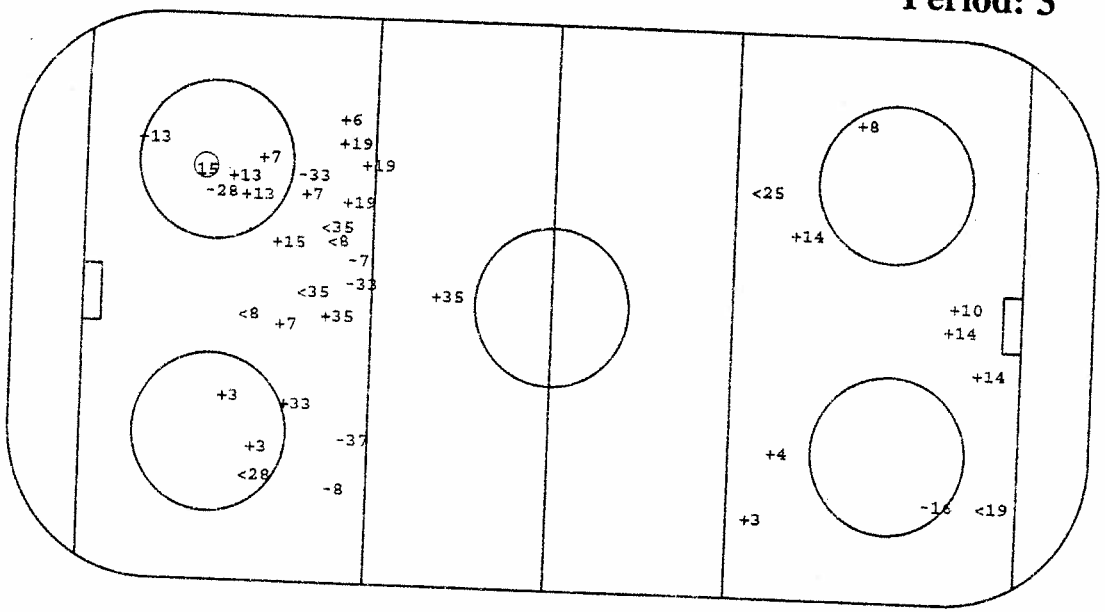

GER **GK 30**

GK 27

O Goal +SSG <SSP -SPG

Face - Offs

DZ	MZ	AZ
-10	17	10
19	-19	10
7	- 7	
17	-14	
10	- 7	
17	-19	
- 7	7	
19	7	
-17	-19	
-10	10	
19	-14	
17		
-17		

Defense Activity

Team	BCH	SCH	BBL	SBL	BAC	PRE	PCL	-LOP	-PAP
CAN	25	25	4 2	17	7	25	11	4	
	4	2	33 17	10		28	17	14	
	28		2	22		14	2	33	
			7	11		19	14		
			11			14	11		
			22				28		
			7				20		
			28				28		
GER	8	3	19	36	37	37 15	3 35		
			36		14	2 8	19		
			37		7	14 28	3		
			9			33	3		
			14			2	35		
						7	7		
						35	14		
						7	6		

Face - Offs

AZ	MZ	DZ
14	- 7	-14
-26	7	-36
-14	14	
- 7	28	
- 7	14	
-14	32	
36	-37	
- 7	-37	
7	7	
36	- 7	
- 7	28	
- 7		
14		

GK GoalKeeper
SSG Shot Saved by GK
SSP Shot Saved by def.Player

SPG Shot Past Goal
DZ Defence Zone
MZ Middle Zone

AZ Attack Zone
BCH BodyCHeck
SCH Stick Contact Check

BBL BodyBLock
SBL ShotBLock
BAC BAck Checking

PRE Puck REcovery
PCL Puck CLearing
LOP Loss Of Puck

PAP Play Away from Puck

Gestetner

C.O.N.I.
ICEHOCKEY WORLD CHAMPIONSHIP / POOL - A / BOLZANO/BOZEN - VAL DI FASSA - MILANO / ITALIA - 25.04. - 08.05.1994
IIHF

Players by Team CAN

Including Game No.:15

Family & Surname	No	Po	GP	PI	G	A1	A2	PTS	S	SG%	SSG	SSP	SPG	PPG	SHG	GWG	GTG	GAP	PIM	AVG	2	5	10	GMP	DAC	BCH	SCH	BBL	BAC	SBL	PRE	PCL	LOP	PAP	POP	NEP	+/-	FO+	FO-	FO%
SAKIC Joe	19	CE	3	3	1	0	0	1	6	16.67	2	1	2	1	0	0	0	0	0	0.00	0	0	0	0	7	0	0	1	0	0	4	2	0	0	2	1	1	18	15	54.55
SYDOR Darryl	25	LD	3	3	0	0	0	0	13	0.00	8	3	2	0	0	0	0	0	0	0.00	0	0	0	0	17	2	3	6	0	0	5	1	0	0	4	2	2	0	0	0.00
SANDERSON Geoff	8	CE	3	3	2	1	0	3	17	11.76	9	3	3	0	0	1	0	0	6	2.00	3	0	0	0	5	0	1	2	2	0	3	0	0	3	3	1	2	1	1	50.00
ROBITAILLE Luc	20	LW	3	3	0	1	0	1	8	0.00	4	0	4	0	0	0	0	0	2	.67	1	0	0	0	6	1	0	1	0	0	1	3	0	0	2	1	1	0	0	0.00
RICHARDSON Luke	22	LD	3	3	0	0	1	1	6	0.00	2	2	2	0	0	0	0	0	0	0.00	0	0	0	0	10	2	1	4	0	1	2	3	2	1	4	1	3	0	0	0.00
RICCI Mike	10	CE	3	3	1	0	0	1	5	20.00	3	1	0	0	0	0	0	0	2	.67	1	0	0	0	12	2	2	3	0	2	3	0	0	0	3	1	2	36	19	65.45
RANFORD Bill	30	GK	3	2	0	0	0	0	0	0.00	0	0	0	0	0	0	0	0	0	0.00	0	0	0	0	0	0	0	0	0	0	0	0	0	0	7	3	4	0	0	0.00
RACINE Yves	33	LD	3	3	1	2	0	3	13	7.69	4	6	2	1	0	0	0	0	4	1.33	2	0	0	0	14	1	3	5	0	0	4	4	2	1	5	1	4	0	0	0.00
KARIYA Paul	27	LW	3	3	3	3	1	7	8	37.50	3	0	2	0	0	0	0	0	2	.67	1	0	0	0	9	0	0	1	3	0	4	2	1	0	8	0	8	0	0	0.00
FISET Stephane	31	GK	3	1	0	0	0	0	0	0.00	0	0	0	0	0	0	0	0	0	0.00	0	0	0	0	1	0	0	0	0	0	0	1	0	0	6	1	5	0	0	0.00
EMERSON Nelson	18	CE	3	3	1	0	0	1	6	16.67	3	1	1	0	0	1	0	0	0	0.00	0	0	0	0	11	1	1	0	6	1	3	0	1	0	2	1	1	1	2	33.33
DOLLAS Bobby	2	LD	3	3	0	0	0	0	8	0.00	5	1	2	0	0	0	0	0	2	.67	1	0	0	0	15	1	3	6	0	2	1	2	0	0	4	0	4	0	0	0.00
CORSON Shayne	9	RW	3	2	0	0	0	0	5	0.00	5	0	0	0	0	0	0	0	2	1.00	1	0	0	0	7	1	1	3	0	0	2	0	0	0	0	0	0	1	1	50.00
BUCHBERGER Kelly	11	RW	3	3	0	0	0	0	7	0.00	3	1	3	0	0	0	0	1	6	2.00	3	0	0	0	16	1	0	4	2	1	2	6	0	0	3	1	2	2	0	100.00
BRIND-AMOUR Rod	17	CE	3	3	1	0	1	2	4	25.00	2	0	1	0	0	0	0	0	0	0.00	0	0	0	0	19	2	3	3	3	1	6	3	2	0	3	1	2	19	14	57.58
BLAKE Rob	4	RD	3	3	0	1	1	2	19	0.00	9	7	3	0	0	0	0	1	2	.67	1	0	0	0	18	6	1	7	0	1	2	4	2	1	3	1	2	0	0	0.00
BERGEVIN Marc	3	LD	3	3	0	0	0	0	6	0.00	4	0	2	0	0	0	0	1	2	.67	1	0	0	0	11	3	2	2	0	0	5	0	0	1	4	1	3	0	0	0.00
ARNOTT Jason	7	CE	3	3	0	3	0	3	8	0.00	7	1	0	0	0	0	0	0	4	1.33	2	0	0	0	17	4	2	2	6	0	4	0	1	0	8	0	8	30	28	51.72
VERBEEK Pat	16	RW	3	3	0	1	0	1	6	0.00	5	0	1	0	0	0	0	0	2	.67	1	0	0	0	13	1	2	1	1	0	7	1	0	0	3	1	2	0	0	0.00
SHANAHAN Brendan	14	LW	3	1	3	0	0	3	7	42.86	4	0	0	1	0	1	0	0	4	4.00	2	0	0	0	1	0	0	0	0	0	2	1	1	1	3	1	2	1	4	20.00
DUCHESNE Steve	28	RD	3	1	0	0	0	0	3	0.00	0	1	2	0	0	0	0	0	0	0.00	0	0	0	0	8	4	0	1	0	0	1	3	1	0	1	2	-1	0	0	0.00
THOMAS Steve	23	RW	3	1	0	0	0	0	2	0.00	2	0	0	0	0	0	0	0	0	0.00	0	0	0	0	2	1	0	1	1	0	0	0	1	0	0	0	0	0	0	0.00

Family & Surname	No	Po	GP	PI	MIP	MPI%	SOG	GA	SVS	SVS%	GAA	GKC	SHGA	SO	AVG	2	5	10	GMP	GAP
RANFORD Bill	30	GK	3	2	120.00	66.67	55	3	52	94.55	1.50	8.17	3	0	0.00	0	0	0	0	0
FISET Stephane	31	GK	3	1	60.00	33.33	25	1	24	96.00	1.00	4.00	0	0	0.00	0	0	0	0	0

Players by Team GER

Including Game No.:15

Family & Surname	No	Po	GP	PI	G	A1	A2	PTS	S	SG%	SSG	SSP	SPG	PPG	SHG	GWG	GTG	GAP	PIM	AVG	2	5	10	GMP	DAC	BCH	SCH	BBL	BAC	SBL	PRE	PCL	LOP	PAP	POP	NBP	+/-	FO+	FO-	FO%
BOEHM Richard	14	CE	3	3	0	2	0	2	4	0.00	3	0	1	0	0	0	0	0	0	0.00	0	0	0	0	13	2	1	2	2	0	5	3	2	0	3	2	1	23	19	54.76
REICHEL Martin	36	CE	3	3	0	0	0	0	2	0.00	1	0	1	0	0	0	0	0	2	.67	1	0	0	0	18	1	1	3	4	2	5	2	0	0	1	3	-2	20	19	51.28
EVTUSHEVSKI Gregor	9	RW	3	3	1	1	0	2	2	50.00	0	0	1	0	0	1	0	0	8	2.67	4	0	0	0	14	2	2	4	3	1	2	0	0	0	2	0	2	0	0	0.00
HANDRICK Jörg	31	LW	3	3	0	0	0	0	10	0.00	4	3	3	0	0	0	0	0	0	0.00	0	0	0	0	12	0	3	2	1	0	5	1	0	0	0	1	-1	2	0	100.00
SCHINKO Thomas	12	LW	3	1	0	0	0	0	1	0.00	1	0	0	0	0	0	0	0	2	2.00	1	0	0	0	1	1	0	0	0	0	0	0	0	0	1	0	1	0	0	0.00
RUMRICH Michael	26	RW	3	3	1	0	0	1	5	20.00	2	2	0	0	0	0	0	0	0	0.00	0	0	0	0	7	0	1	2	2	0	1	1	0	0	2	0	2	7	7	50.00
BRANDL Thomas	7	CE	3	3	0	1	0	1	16	0.00	10	3	3	0	0	0	0	0	0	0.00	0	0	0	0	11	3	1	2	3	0	4	2	4	0	2	0	2	38	27	58.46
STEFAN Leo	13	LW	3	3	1	0	0	1	11	9.09	8	0	2	0	0	0	0	0	0	0.00	0	0	0	0	11	0	0	3	2	0	5	4	2	1	2	0	2	0	0	0.00
ABSTREITER Tobias	37	CE	3	2	0	0	0	0	2	0.00	1	0	1	0	0	0	0	1	2	1.00	1	0	0	0	5	1	0	2	1	0	1	0	0	0	1	0	1	9	7	56.25
KÖPF Ernst	33	RW	3	3	2	0	0	2	15	13.33	8	1	4	2	0	0	0	0	0	0.00	0	0	0	0	11	3	0	1	3	0	2	3	0	1	4	2	2	0	0	0.00
KUMMER Wolfgang	28	RW	3	3	1	0	0	1	15	6.67	6	4	4	1	0	0	0	0	0	0.00	0	0	0	0	14	1	1	2	1	1	8	2	1	1	3	1	2	3	2	60.00
LÜDEMANN Mirko	18	RD	3	3	0	0	0	0	9	0.00	3	2	4	0	0	0	0	0	2	.67	1	0	0	0	12	0	1	4	1	0	8	2	3	1	2	3	-1	0	0	0.00
GULDA Peter	8	LD	3	3	0	2	0	2	17	0.00	1	7	9	0	0	0	0	0	2	.67	1	0	0	0	24	7	2	4	0	2	8	2	0	1	4	0	4	0	0	0.00
BRESAGK Michael	2	LD	3	2	0	0	0	0	4	0.00	1	3	0	0	0	0	0	0	0	0.00	0	0	0	0	11	0	0	2	1	0	5	3	0	0	2	1	1	0	0	0.00
MEYER Jayson	35	RD	3	3	1	0	0	1	20	5.00	11	5	3	1	0	0	0	0	6	2.00	3	0	0	0	35	3	1	4	0	1	18	9	1	0	2	1	1	0	0	0.00
MAYR Jörg	6	RD	3	3	0	0	0	0	11	0.00	8	1	2	0	0	0	0	0	0	0.00	0	0	0	0	27	6	2	4	0	2	6	8	0	1	2	3	-1	0	0	0.00
NIEDERBERGER Andre	19	RD	3	3	0	0	0	0	11	0.00	6	3	2	0	0	0	0	1	2	.67	1	0	0	0	20	2	3	4	0	2	7	3	1	0	3	1	2	0	0	0.00
KIENASS Torsten	3	RD	3	3	0	0	0	0	11	0.00	8	1	2	0	0	0	0	0	2	.67	1	0	0	0	22	1	3	4	0	0	5	9	0	0	2	1	1	0	0	0.00
SELIGER Marc	40	GK	3	0	0	0	0	0	0	0.00	0	0	0	0	0	0	0	0	0	0.00	0	0	0	0	0	0	0	0	0	0	0	0	0	0	0	0	0	0	0	0.00
MERK Klaus	27	GK	3	1	0	0	0	0	0	0.00	0	0	0	0	0	0	0	0	0	0.00	0	0	0	0	3	0	0	0	0	0	1	2	0	0	0	0	4	0	4	0.00
HEISS Joseph	30	GK	3	2	0	0	0	0	0	0.00	0	0	0	0	0	0	0	0	0	0.00	0	0	0	0	0	0	0	0	0	0	0	0	0	0	0	0	0	0	0	0.00
HILGER Raimund	15	RW	3	3	1	0	0	1	13	7.69	6	2	4	1	0	0	0	0	2	.67	1	0	0	0	9	1	0	1	2	0	4	1	0	0	1	3	-2	1	2	33.33
BENDA Jan	32	RW	3	3	0	0	0	0	3	0.00	2	1	0	0	0	0	0	0	2	.67	1	0	0	0	12	4	2	2	3	0	2	0	0	1	1	1	0	1	1	50.00

Family & Surname	No	Po	GP	PI	MIP	MPI%	SOG	GA	SVS	SVS%	GAA	GKC	SHGA	SO	AVG	2	5	10	GMP	GAP
SELIGER Marc	40	GK	3	0	0.00	0.00	0	0	0	0.00	0.00	0.00	0	0	0.00	0	0	0	0	0
MERK Klaus	27	GK	3	1	60.00	33.33	18	0	18	100.00	0.00	0.00	0	1	0.00	0	0	0	0	0
HEISS Joseph	30	GK	3	2	119.20	66.30	45	5	40	88.89	2.51	27.88	2	0	0.00	0	0	0	0	0







ICEHOCKEY WORLD CHAMPIONSHIP / POOL - A / BOLZANO/BOZEN - VAL DI FASSA - MILANO / ITALIA - 25.04. - 08.05.1994

Date: 29. 4.94 Start:16:00 End:18:16 Place:Bolzano-Bozen Game Nr.: 16 Page 1 of 1

Team A: AUT

Family & Given Name	Nr	Pos	P	G	Time	S	A1	A2	GS	Positive Part A						Negative Part B					
PUSCHACHER Michael	23	*GK	Y	1	36.54	74	6		PP	23	74	6	32	12	29	1	24	2	15	28	
DALPIAZ Claus	31	GK	N																		
STRAUSS Wolfgang	4	LD	Y																		
BURTON James	6	*LD	Y																		
PUSNIK Andreas A	7	*CE	Y																		
UNTERLUGGAUER Gerha	8	LD	Y																		
RAUCHENWALD Gerald	9	CE	Y																		
PUSCHNIK Gerhard	12	RW	Y																		
KÜHR Manfred C	13	LW	Y																		
LINDER Engelbert	14	RD	Y																		
HASHEIM Richard	16	*LW	Y																		
LANZINGER Günther	17	RW	Y																		
PILLONI Patrick	20	LW	Y																		
STRONG Kenneth	22	CE	Y																		
SHEA Michael	24	RD	Y																		
KRO[illegible]TH Werner	26	*RW	Y																		
[illegible] Wolfgang	27	LW	Y																		
D[illegible]S Robin	29	CE	Y																		
HOHENBERGER Herbert A	30	*RD	Y																		
GÜNTNER Michael	32	LD	Y																		
ULRICH Martin	47	RD	Y																		
KALT Dieter	74	RW	Y																		

Time	Nr	Min	Offence	Start	End
13.56	22	2	SLASH	13.56	15.56
21.35	4	2	TRIP	21.35	23.35
27.35	9	2	HOLD	27.35	29.35
37.31	13	2	HOLD	37.31	39.31
48.33	9	2	HOLD	48.33	50.33
54.43	32	2	SLASH	54.43	56.43

Coach:TYLER Ken Coach:HARAND Kurt Manager:KALT Dieter

Team B: RUS

Family & Given Name	Nr	Pos	P	G	Time	S	A1	A2	GS	Positive Part B						Negative Part A					
SHTALENKOV Mikhail	1	*GK	Y	1	17.20	5			EQ	5	13	23	2	29	6	23	7	26	6	29	16
IVANNIKOV Valeri	20	GK	N	2	35.03	6	11	13	EQ	1	6	11	13	22	26	23	20	9	6	30	17
TUSHKEVICH Dmitri	2	RD	Y	3	40.25	11	13	26	EQ	1	26	11	13	6	22	23	16	7	30	26	6
ZITNIK Alexei A	4	LD	Y	4	59.50	13	6		EQ	1	13	26	6	11	22	22	26	7	16	29	30
SMIRNOV Alexandr	5	LD	Y																		
BJAKIN Ilja C	6	*LD	Y																		
PROLOV Dmitri	8	LD	Y																		
FEDULOV Igor	11	*LW	Y																		
GORBATCHEV Eduard	12	LW	N																		
KAMENSKY Valeri A	13	*RW	Y																		
EMELIN Anatoli	15	LW	Y																		
YASHIN Alexei	19	RW	N																		
SHENDELEV Sergei	22	*LD	Y																		
BURE Valeri	23	LW	Y																		
NIKOLISHIN Andrei	24	LW	Y																		
TSYPLAKOV Yuri	25	LW	Y																		
[illegible]ENKO Andrei	26	*LW	Y																		
[illegible]KLADNIKOV Vjatc	27	LW	Y																		
ULANOW Igor	28	LD	Y																		
BEREZIN Serge	29	RW	Y																		
SOROKIN Sergei	32	RD	Y																		

Time	Nr	Min	Offence	Start	End
13.56	5	2	ROUGH	13.56	15.56
15.05	6	2	HOLD	15.05	17.05
24.24	2	2	INTERF	24.24	26.24
35.15	25	2	HI-ST	35.15	36.54
51.45	24	2	TRIP	51.45	53.45
57.16	28	2	TRIP	57.16	59.16

Coach:MIKHAILOV Boris Coach:TUZIK Igor Manager:MERINOV Vladimir

Game Summary

P	GF:GA	SSG	SSP	SPG	SOG	S	PIM	TPP	PPG	SHG	PO+	DAC
1	0:1	10:12	2:2	1:4	10:13	13:19	2:4	2.00:0.00	0:0	0:0	8:5	32:40
2	1:1	4:22	2:5	1:4	5:23	8:32	6:4	3.39:6.00	1:0	0:0	12:17	51:20
3	0:2	10:10	0:5	5:4	10:12	15:21	4:4	4.00:4.00	0:0	0:0	11:10	29:25
OT												
SU	1:4	24:44	4:12	7:12	25:48	36:72	12:12	9.39:10.00	1:0	0:0	31:32	112:85

Goalkeepers Record

Time	GKA	GKB	ENG	A	MIP	B	MIP
0.00	23	1		23	58.48	1	60.00
58.48	-			31	0.00	20	0.00
59.50			RUS				

Referee	Linesman	Linesman	Goaljudge	Goaljudge	Game-TKP	Pen-TKP	Off.Scorer	Spect.
Murphy, D.	Benoist, J.-C	Brazdil, J.	Agostini	Pisoni	Saveri	Daccordo	Sarto	2400

Gestetner

AUT **GK 23**

GK 31

Date: 94. 4.29 **Game No: 16** **Period: 1**

RUS **GK 1**

GK 20

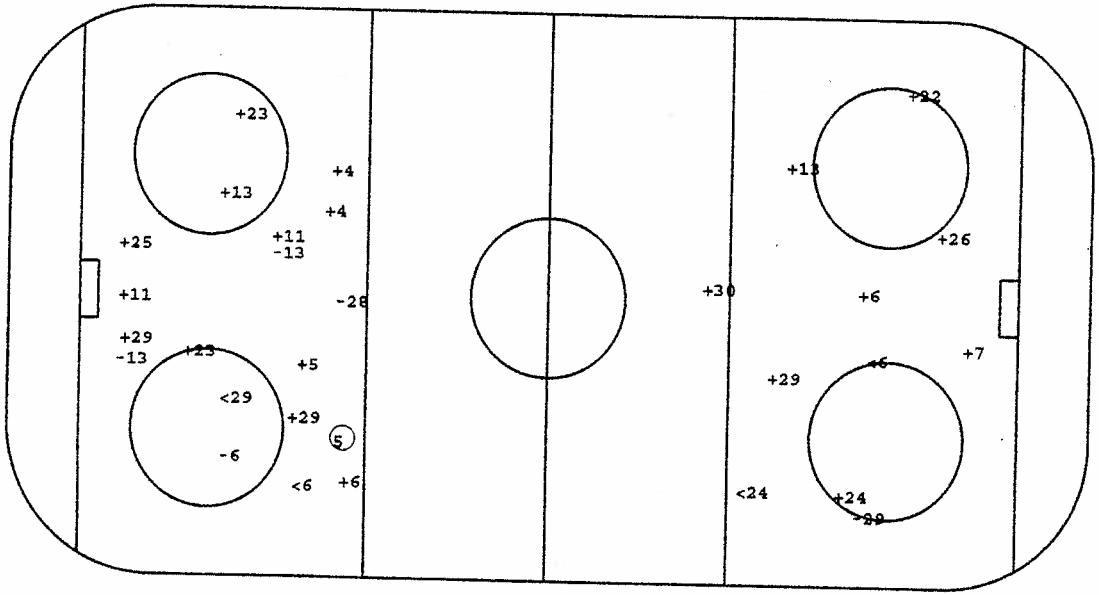

O Goal +SSG <SSP -SPG

Face - Offs

DZ	MZ	AZ
29	7	- 9
29	13	22
- 9	9	- 7
- 7		7
-29		7

Defense Activity

Team	BCH	SCH	BBL	SBL	BAC	PRE	PCL	-LOP	-PAP
AUT	74	26	32		9	26 17	30 47		
	47	74	4			24 13	32 20		
	9	9	9			30	12		
			30			6	26		
			13			32	4		
						47	32		
						47	32		
						32	47		
RUS	4	26	24 28	22	13	22 2	28	28	6
	28		4 23		11	13 13	13	28	
	28		4 4		27	25 13	32		
	4		28		24	22 28	5		
	4		26		24	2 22	23		
	4		29			11			
	28		2			4			
			22			8			

Face - Offs

AZ	MZ	DZ
-25	-11	25
-25	-25	-27
27	-25	27
11		-13
11		-23

GK GoalKeeper
SSG Shot Saved by GK
SSP Shot Saved by def.Player

SPG Shot Past Goal
DZ Defence Zone
MZ Middle Zone

AZ Attack Zone
BCH BodyCHeck
SCH Stick Contact Check

BBL BodyBLock
SBL ShotBLock
BAC BAck Checking

PRE Puck REcovery
PCL Puck CLearing
LOP Loss Of Puck

PAP Play Away from Puck

Gestetner

RUS **GK 1**

74

GK 20

Date: 94. 4.29 **Game No: 16** **Period: 2**

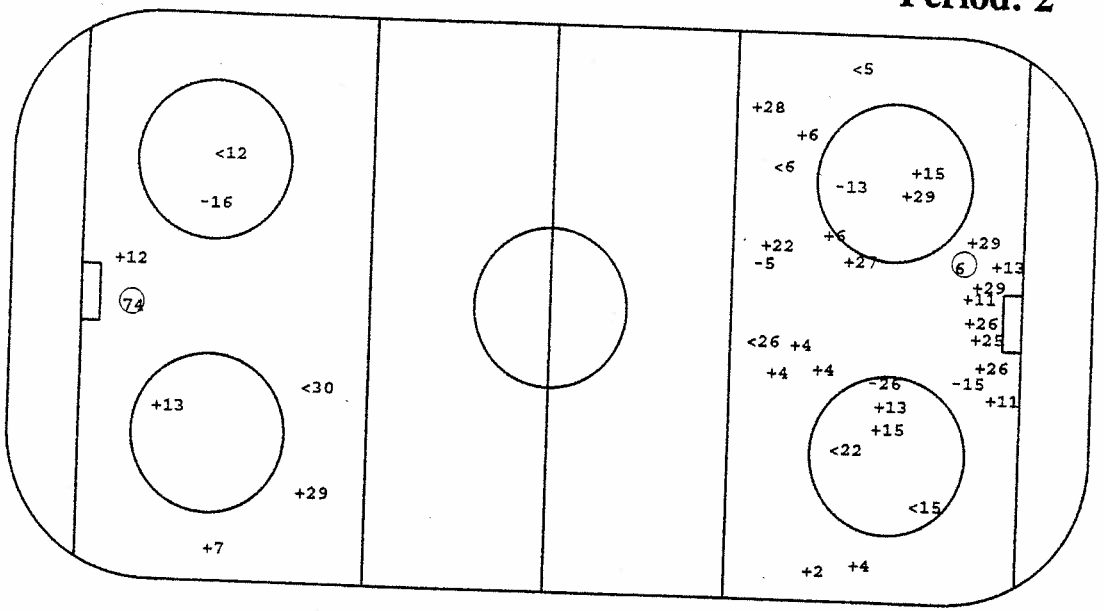

AUT **GK 23**

6

GK 31

O Goal +SSG <SSP -SPG

Face - Offs

DZ	MZ	AZ
24	-24	-27 -25
25	27	27
11	25	-25
	25	-11
	27	24
	-25	27
	29	11
	-11	-25
	-11	11
		-25
		-25
		27
		-25
		11
		11
		25

Defense Activity

Team	BCH	SCH	BBL	SBL	BAC	PRE	PCL	-LOP	-PAP
RUS		15	28	26	13	15	11	5	5
		2	11	22		26	2		
		24	2			28	5		
		11	5			5			
		4	5			28			
						6			
AUT	9	26	20 47	32	29	6 30	4 6 7	47	30
	74	8	32	32	20	29 6	32 30 4	74	
	16	29	30	7		16	32 4 4		
	32	22	7			47	7 47 24		
			30			7	29 24 47		
			24			12	16 24 22		
			29			6	4 6		
			4			29	47 22		

Face - Offs

AZ	MZ	DZ
- 7	7	22 7
-22	-22	- 9
- 9	- 7	22
	-29	7
	- 9	- 9
	7	-13
	- 7	-22
	22	29
	29	- 7
		22
		22
		-12
		7
		-22
		- 7
		- 7

GK GoalKeeper
SSG Shot Saved by GK
SSP Shot Saved by def.Player

SPG Shot Past Goal
DZ Defence Zone
MZ Middle Zone

AZ Attack Zone
BCH BodyCHeck
SCH Stick Contact Check

BBL BodyBLock
SBL ShotBLock
BAC BAck Checking

PRE Puck REcovery
PCL Puck CLearing
LOP Loss Of Puck

PAP Play Away from Puck

Gestetner

C.O.N.I.
ICEHOCKEY WORLD CHAMPIONSHIP / POOL - A / BOLZANO/BOZEN - VAL DI FASSA - MILANO / ITALIA - 25.04. - 08.05.1994

AUT **GK 23**

11

GK 31

Empty Net

13

Date: 94. 4.29 **Game No: 16** **Period: 3**

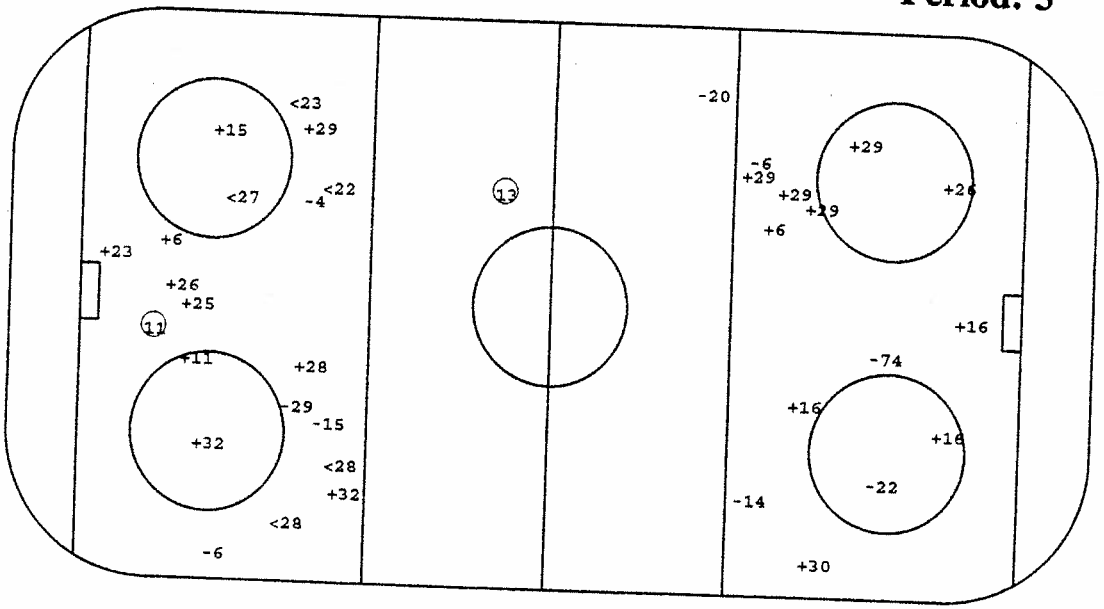

RUS **GK 1**

GK 20

O Goal +SSG <SSP -SPG

Face - Offs

DZ	MZ	AZ
9	- 7	- 7
-20	-22	- 7
-29	22	7
7	22	22
7	29	7
- 7		- 7
-22		
9		
-22		
9		

Defense Activity

Team	BCH	SCH	BBL	SBL	BAC	PRE	PCL	-LOP	-PAP
AUT	74	32	6	6	17	20	4 30	7	8
		13	7	20	13	24	74		
		24	24	12		22	24		
		30	12	29		32	16		
		9		32		17	6		
							20		
							29		
							31		
RUS	28	4	24		13	24	2	4	
	24	6	22		24	4	5	11	
	8	5	22		13	22	22		
	28	32			26	22	2		
	28						22		
							22		
							6		

Face - Offs

AZ	MZ	DZ
-25	11	11
25	27	11
24	-27	-25
-11	-32	-32
-25	-27	-26
25		11
27		
-11		
25		
-25		

GK GoalKeeper
SSG Shot Saved by GK
SSP Shot Saved by def.Player

SPG Shot Past Goal
DZ Defence Zone
MZ Middle Zone

AZ Attack Zone
BCH BodyCHeck
SCH Stick Contact Check

BBL BodyBLock
SBL ShotBLock
BAC BAck Checking

PRE Puck REcovery
PCL Puck CLearing
LOP Loss Of Puck

PAP Play Away from Puck

Gestetner

Including Game No.:18

Family & Surname	No	Po	GP	PI	G	A1	A2	PTS	S	SG%	SSG	SSP	SPG	PPG	SHG	GWG	GTG	GAP	PIM
PUSCHACHER Michael	23	GK	3	2	0	0	0	0	0	0.00	0	0	0	0	0	0	0	0	0
DALPIAZ Claus	31	GK	3	1	0	0	0	0	0	0.00	0	0	0	0	0	0	0	0	0
SUTTNIG Michael	1	GK	3	1	0	0	0	0	0	0.00	0	0	0	0	0	0	0	0	0
GÜNTNER Michael	32	LD	3	3	0	0	0	0	0	0.00	0	0	0	0	0	0	0	0	0
ULRICH Martin	47	RD	3	3	0	0	0	0	1	0.00	1	0	0	0	0	0	0	1	8
BURTON James	6	LD	3	3	0	2	0	2	10	0.00	3	3	4	0	0	0	0	0	2
LINDER Engelbert	14	RD	3	2	0	0	0	0	2	0.00	0	1	1	0	0	0	0	0	0
HOHENBERGER Herber	30	RD	3	3	1	0	0	1	8	12.50	6	1	0	1	0	0	0	0	2
DOYLE Robin	29	CE	3	3	0	0	0	0	18	0.00	11	1	6	0	0	0	0	0	2
SHEA Michael	24	RD	3	3	0	0	0	0	4	0.00	2	2	0	0	0	0	0	0	0
STRAUSS Wolfgang	4	LD	3	3	0	0	0	0	1	0.00	1	0	0	0	0	0	0	0	2
UNTERLUGGAUER Gerh	8	LD	3	2	0	0	0	0	0	0.00	0	0	0	0	0	0	0	0	0
KERTH Werner	26	RW	3	3	0	0	0	0	3	0.00	3	0	0	0	0	0	0	0	4
KALT Dieter	74	RW	3	3	1	0	0	1	3	33.33	0	1	1	1	0	0	0	0	0
PUSNIK Andreas	7	CE	3	3	0	1	1	2	10	0.00	7	2	1	0	0	0	0	0	2
PILLONI Patrick	20	LW	3	3	0	0	0	0	5	0.00	3	1	1	0	0	0	0	0	4
MÜHR Manfred	13	LW	3	3	1	0	0	1	9	11.11	7	1	0	0	0	0	0	0	4
STRONG Kenneth	22	CE	3	3	0	0	0	0	9	0.00	5	2	2	0	0	0	0	1	6
LANZINGER Günther	17	RW	3	3	0	0	0	0	4	0.00	2	1	1	0	0	0	0	0	0
KROMP Wolfgang	27	LW	3	3	0	1	0	1	2	0.00	2	0	0	0	0	0	0	0	2
RAUCHENWALD Gerald	9	CE	3	3	0	0	0	0	5	0.00	3	2	0	0	0	0	0	0	6
NASHEIM Richard	16	LW	3	3	1	0	0	1	8	12.50	6	0	1	0	0	0	0	0	0
PUSCHNIK Gerhard	12	RW	3	3	0	0	0	0	5	0.00	4	1	0	0	0	0	0	0	2

Family & Surname	AVG	2	5	10	GMP	DAC	BCH	SCH	BBL	BAC	SBL	PRE	PCL	LOP	PAP	POP	NEP	+/-	FO+	FO-	FO%
PUSCHACHER Michael	0.00	0	0	0	0	0	0	0	0	0	0	0	0	0	0	3	5	-2	0	0	0.00
DALPIAZ Claus	0.00	0	0	0	0	1	0	0	0	0	0	0	1	0	0	0	0	0	0	0	0.00
SUTTNIG Michael	0.00	0	0	0	0	1	0	1	0	0	0	0	0	0	0	1	6	-5	0	0	0.00
GÜNTNER Michael	0.00	0	0	0	0	26	2	5	5	0	5	4	6	0	1	3	0	3	0	0	0.00
ULRICH Martin	2.67	4	0	0	0	15	4	0	5	0	0	6	6	2	4	2	1	1	0	0	0.00
BURTON James	.67	1	0	0	0	20	2	0	4	0	2	9	5	2	0	3	5	-2	0	0	0.00
LINDER Engelbert	0.00	0	0	0	0	2	1	2	0	0	0	0	0	0	1	0	3	-3	0	0	0.00
HOHENBERGER Herber	1.00	1	0	0	0	18	3	2	7	0	0	3	6	2	1	1	7	-6	0	0	0.00
DOYLE Robin	1.33	2	0	0	0	28	0	4	4	6	2	9	5	0	2	1	2	-1	8	18	30.77
SHEA Michael	.67	1	0	0	0	30	2	4	10	0	0	6	9	0	1	0	1	-1	0	0	0.00
STRAUSS Wolfgang	0.00	0	0	0	0	22	0	1	8	0	0	1	14	0	2	0	0	0	0	0	0.00
UNTERLUGGAUER Gerh	.67	1	0	0	0	3	2	2	0	0	0	0	3	1	3	0	3	-3	0	0	0.00
KERTH Werner	0.00	0	0	0	0	14	1	2	0	1	0	6	4	0	0	2	5	-3	1	0	100.00
KALT Dieter	0.00	0	0	0	0	16	3	2	2	5	0	3	2	1	0	1	1	0	0	0	0.00
PUSNIK Andreas	.67	1	0	0	0	25	1	1	4	2	6	7	6	2	0	2	6	-4	27	34	44.26
PILLONI Patrick	1.33	2	0	0	0	16	1	2	3	4	1	3	3	0	1	0	4	-4	0	1	0.00
MÜHR Manfred	1.33	2	0	0	0	17	1	2	2	5	0	4	4	1	0	1	3	-2	2	4	33.33
STRONG Kenneth	2.00	3	0	0	0	19	0	3	3	5	0	5	5	2	0	0	3	-3	20	27	42.55
LANZINGER Günther	0.00	0	0	0	0	10	1	3	0	2	0	5	1	2	0	0	5	-5	0	0	0.00
KROMP Wolfgang	.67	1	0	0	0	7	0	0	1	1	0	3	2	0	0	1	0	1	0	2	0.00
RAUCHENWALD Gerald	2.00	3	0	0	0	18	4	3	1	3	1	8	0	1	1	0	5	-5	9	20	31.03
NASHEIM Richard	0.00	0	0	0	0	17	1	1	3	1	0	5	6	0	0	2	5	-3	0	0	0.00
PUSCHNIK Gerhard	.67	1	0	0	0	14	2	0	3	4	1	3	2	1	0	1	0	1	0	1	0.00

Family & Surname	No	Po	GP	PI	MIP	MPI%	SOG	GA	SVS	SVS%	GAA	GKC	SHGA	SO
PUSCHACHER Michael	23	GK	3	2	118.48	66.00	80	5	75	93.75	2.53	15.81	1	0
DALPIAZ Claus	31	GK	3	1	0.00	0.00	0	0	0	0.00	0.00	0.00	0	0
SUTTNIG Michael	1	GK	3	1	60.00	33.33	39	6	33	84.62	6.00	92.28	0	0

Family & Surname	AVG	2	5	10	GMP	GAP
PUSCHACHER Michael	0.00	0	0	0	0	0
DALPIAZ Claus	0.00	0	0	0	0	0
SUTTNIG Michael	0.00	0	0	0	0	0

Including Game No.:18

Family & Surname	No	Po	GP	PI	G	A1	A2	PTS	S	SG%	SSG	SSP	SPG	PPG	SHG	GWG	GTG	GAP	PIM	AVG	2	5	10	GMP	DAC	BCH	SCH	BBL	BAC	SBL	PRE	PCL	LOP	PAP	POP	NEP	+/-	FO+	FO-	FO%
BEREZIN Serge	29	RW	3	3	2	1	0	3	23	8.70	16	4	1	1	0	0	0	0	0	0.00	0	0	0	0	6	0	0	1	1	0	3	1	0	0	5	0	5	1	2	33.33
BEZUKLADNIKOV Vjat	27	LW	3	3	1	1	0	2	7	14.29	5	1	0	0	0	0	0	0	0	0.00	0	0	0	0	6	1	2	0	1	0	3	0	0	1	2	1	1	21	21	50.00
KOVALENKO Andrei	26	LW	3	3	2	2	1	5	15	13.33	7	3	3	1	0	1	0	0	0	0.00	0	0	0	0	11	0	2	2	2	3	3	0	1	0	9	1	8	4	5	44.44
TSYPLAKOV Yuri	25	LW	3	1	0	1	2	7	14.29	6	0	0	0	0	0	0	0	1	4	1.33	2	0	0	0	5	0	0	0	0	0	4	1	0	0	5	0	5	23	31	42.59
NIKOLISHIN Andrei	24	LW	3	3	0	0	0	0	9	0.00	6	1	2	0	0	0	0	0	4	1.33	2	0	0	0	15	1	3	3	3	0	3	2	0	0	7	2	5	6	4	60.00
BURE Valeri	23	LW	3	3	2	0	0	2	14	14.29	8	2	2	0	0	0	0	0	2	.67	1	0	0	0	4	1	1	1	0	0	0	1	0	0	7	0	7	0	1	0.00
YASHIN Alexei	19	RW	3	2	1	2	0	3	4	25.00	1	0	2	0	0	0	0	0	8	4.00	4	0	0	0	9	1	1	1	0	0	7	0	1	0	5	2	3	11	12	47.83
EMELIN Anatoli	15	LW	3	3	1	0	0	1	12	8.33	6	1	4	0	0	0	0	0	4	1.33	2	0	0	0	8	0	2	0	1	0	4	1	0	0	3	2	1	0	0	0.00
KAMENSKY Valeri	13	RW	3	3	4	2	1	7	27	14.81	10	6	7	1	0	0	0	0	0	0.00	0	0	0	0	9	0	0	0	5	0	4	1	0	1	11	1	10	0	3	0.00
GORBATCHEV Eduard	12	LW	3	2	1	0	0	1	5	20.00	2	1	1	1	0	0	0	0	4	2.00	2	0	0	0	3	0	0	0	1	1	2	0	1	0	3	1	2	0	3	0.00
FEDULOV Igor	11	LW	3	3	2	2	1	5	13	15.38	9	1	1	1	0	0	0	0	2	.67	1	0	0	0	5	0	1	1	1	0	2	1	1	0	8	0	8	24	18	57.14
ULANOW Igor	28	LD	3	3	1	0	0	1	8	12.50	3	3	1	0	0	0	0	0	6	2.00	3	0	0	0	18	8	0	4	0	0	7	2	2	1	4	3	1	0	0	0.00
SHENDELEV Sergei	22	LD	3	3	1	1	0	2	10	10.00	5	3	1	0	0	0	0	0	0	0.00	0	0	0	0	15	0	0	3	0	2	7	4	1	0	13	2	11	0	0	0.00
FROLOV Dmitri	8	LD	3	3	0	0	0	0	4	0.00	1	2	1	0	0	0	0	0	0	0.00	0	0	0	0	9	3	1	2	0	0	3	2	2	0	4	1	3	0	0	0.00
BJAKIN Ilja	6	LD	3	3	2	0	0	2	15	13.33	6	3	4	0	1	2	0	0	2	.67	1	0	0	0	5	1	5	2	0	0	1	1	1	4	7	0	7	0	0	0.00
SMIRNOV Alexandr	5	LD	3	3	1	1	1	3	10	10.00	3	4	2	0	0	0	0	0	2	.67	1	0	0	0	4	0	1	2	0	0	3	4	4	2	5	1	4	0	0	0.00
ZITNIK Alexei	4	LD	3	3	0	0	0	0	23	0.00	14	4	5	0	0	0	0	0	2	.67	1	0	0	0	16	5	3	4	0	0	6	1	1	2	5	1	4	0	0	0.00
YUSHKEVICH Dmitri	2	RD	3	3	0	1	1	2	10	0.00	6	2	2	0	0	0	0	0	2	.67	1	0	0	0	17	3	4	4	0	0	3	4	1	0	6	1	5	0	0	0.00
SHIRGAZIEV Albert	30	GK	3	1	0	0	0	0	0	0.00	0	0	0	0	0	0	0	0	8	2.67	4	0	0	0	1	0	0	0	0	0	0	1	0	0	1	0	1	0	0	0.00
IVANNIKOV Valeri	20	GK	3	1	0	0	0	0	0	0.00	0	0	0	0	0	0	0	0	0	0.00	0	0	0	0	0	0	0	0	0	0	0	0	0	0	4	2	2	0	0	0.00
SHTALENKOV Mikhail	1	GK	3	3	0	0	0	0	0	0.00	0	0	0	0	0	0	0	0	0	0.00	0	0	0	0	2	0	0	0	0	0	1	1	0	0	17	2	15	0	0	0.00
SOROKIN Sergei	32	RD	3	2	0	0	0	0	6	0.00	4	0	2	0	0	0	0	0	2	1.00	1	0	0	0	5	0	1	1	0	0	0	3	0	0	1	0	1	0	2	0.00

Family & Surname	No	Po	GP	PI	MIP	MPI%	SOG	GA	SVS	SVS%	GAA	GKC	SHGA	SO	AVG	2	5	10	GMP	GAP
SHIRGAZIEV Albert	30	GK	3	1	12.15	6.81	3	0	3	100.00	0.00	0.00	0	1	0.00	0	0	0	0	0
IVANNIKOV Valeri	20	GK	3	1	20.00	11.11	8	2	6	75.00	6.00	150.00	0	0	0.00	0	0	0	0	0
SHTALENKOV Mikhail	1	GK	3	3	147.45	82.08	62	2	60	96.77	.81	2.61	1	1	0.00	0	0	0	0	0

Date: 29. 4.94 Start:20:00 End:22:25 Place:Bolzano-Bozen Game Nr.: 18 Page 1 of 1

Team A: ITA

Family & Given Name	Nr	Pos	P	G	Time	S	A1	A2	GS	Positive Part A						Negative Part B						PENALTIES Time	Nr	Min	Offence	Start	End
DELFINO David	33	GK	N	1	4.17	8	24		EQ	34	8	24	9	3	4	30	24	3	17	13	27	0.48	17	2	TRIP	0.48	2.48
ROSATI Michael	34	*GK	Y	2	7.30	16	37		PP	34	16	37	25	17	27	30	24	10	5	4		8.51	20	2	INTERF	8.51	10.51
DE GAETANO Philip	3	RD	Y	3	8.22	17			EQ	34	17	3	4	27	16	30	11	24	5	17	6	19.26	91	2	ROUGH	19.26	21.26
OBERRAUCH Robert C	4	LD	Y	4	15.31	17	37		EQ	34	17	37	25	16	9	30	13	16	24	21	7	27.33	8	2	CROSS	27.33	29.33
BERALDO Paulo	8	RW	Y	5	25.38	27	17		PP	34	27	17	37	25	16	29	27	14	9			48.52	29	2	CHARGE	48.52	50.52
IOVIO Emilio	9	LW	Y	6	28.50	25	17		PP	34	25	17	37	27		29	13	9	5			52.34	32	2	HOLD	52.34	54.34
DE TONI Lino	10	LW	Y	7	31.40	91	28		EQ	34	91	28	10	20	23	29	3	13	16	27	24	53.31	8	2	HOOK	53.31	55.31
RAMOSER Roland	11	RW	Y	8	34.54	17	16	3	EQ	34	17	16	3	27	4	29	6	5	14	19		55.18	91	2	HI-ST	55.18	56.08
ZARRILLO Bruno	16	*LW	Y	9	39.53	25	16		EQ	34	25	16	24	8	37	29	7	4	10	21	9						
ORLANDO Gaetano A	17	*CE	Y	10	56.20	32			EQ	34	32	25	37	11	19	29	24	18	4	25	3						
BRUGNOLI Patrich	19	CE	Y																								
COMPLOI Georg	20	RD	Y																								
MARCHSTTI Giovanni	23	LD	Y																								
CHITARRONI Mario	24	CE	Y																								
CIRCELLI Anthony	25	*RD	Y																								
TOPATIGH Lucio A	27	*RW	Y																								
VLU Martin	28	RW	Y																								
RTOLONE Christ.-P	29	RD	Y																								
SACRATINI Vezio	32	CE	Y																								
DE ANGELIS Michael	37	*LD	Y																								
DA CORTE Luigi	47	LD	Y																								
FIGLIUZZI Stefan	91	CE	Y																								

Coach:LEFLEY Brian Coach:MC COURT Dale Manager:TALAMINI Gianfranco

Team B: GBR

Family & Given Name	Nr	Pos	P	G	Time	S	A1	A2	GS	Positive Part B						Negative Part A						PENALTIES Time	Nr	Min	Offence	Start	End
HANSON Moray	29	GK	Y	1	30.42	14	19		SH	29	14	19	3	7		34	9	24	3	4	8	5.29	4	2	HOLD	5.29	7.29
MC KAY Martin	30	*GK	Y	2	56.08	10			PP	29	10	17	14	5	11	34	28	23	20	8		6.17	30	2	DELAY	6.17	7.30
CHINN Nicholas	2	*LW	Y																			17.01	6	2	HI-ST	17.01	19.01
O'CONNER Michael A	3	LD	Y																			19.26	21	2	ROUGH	19.26	21.26
CRANSTON Tim	4	CE	Y																			24.08	21	2	INTERF	24.08	25.38
COOPER Stephen A	5	*LD	Y																			24.35	6	2	HI-ST	24.35	26.35
HOPE Shannon	6	*LD	Y																			27.00	17	2	HOOK	27.00	28.50
COTE Matthew	7	RW	Y																			27.33	24	2	ROUGH	27.33	29.33
HAND Anthony	9	RW	Y																			27.33	24	2	CROSS	29.33	31.33
MC EWEN Douglas	10	CE	Y																			34.36	25	2	HOLD	34.36	34.53
FERA Richard	11	CE	Y																			51.50	16	2	SLASH	51.50	53.50
HERBERT Richard	13	*CE	Y																			57.22	25	2	ELBOW	57.22	59.22
SCOTT Patrick	14	CE	Y																			58.40	27	2	BOARD	58.40	60.00
COOPER Ian	16	*LW	Y																								
CONWAY Kevin	17	RW	Y																								
MASON Brian	18	RD	Y																								
RRISON Scott	19	CE	Y																								
LLAND Christopher C	21	LD	Y																								
RTENBACH Terry	22	RD	N																								
MORRIS Frank	24	CE	Y																								
LONGSTAFF David	25	RW	Y																								
MALO Andre	27	LD	Y																								

Coach:DAMPIER Alex Coach:JOHNSON Peter Manager:TORMAN Nico

Game Summary

	GF:GA	SSG	SAP	SPG	SOG	S	PIM	TPP	EPG	SHG	PO+	DAC
1	4:0	4:14	2:1	6:1	8:14	16:16	6:8	4.01:4.00	1:0	0:0	11:14	37:43
2	5:1	7:5	8:1	7:0	12:6	27:7	2:12	6.34:0.00	2:0	0:1	14:6	20:48
3	1:1	2:8	3:2	2:5	3:9	8:16	8:6	3.22:4.37	0:1	0:0	8:10	31:31
GM	10:2	13:27	13:4	15:6	23:29	51:39	16:26	13.57:8.37	3:1	0:1	33:30	88:122

Goalkeepers Record

Time	GKA	GKB	ENG	A	MIP	B	MIP
0.00	34	30		34	60.00	30	20.00
20.00		29		33	0.00	29	40.00

Referee	Linesman	Linesman	Goaljudge	Goaljudge	Game-TKP	Pen-TKP	Off.Scorer	Spect.
Dubbo, A.	Strasil	Norrmann, P.	Brazdil, J.	Elvy, J.	Ferrari	Larentis	Guichardaz	2700

Gestetner

Gestetner

ITA **GK 34**

GK 33

Date: 94. 4.29 **Game No: 18** **Period: 1**

GBR **GK 30**

GK 29

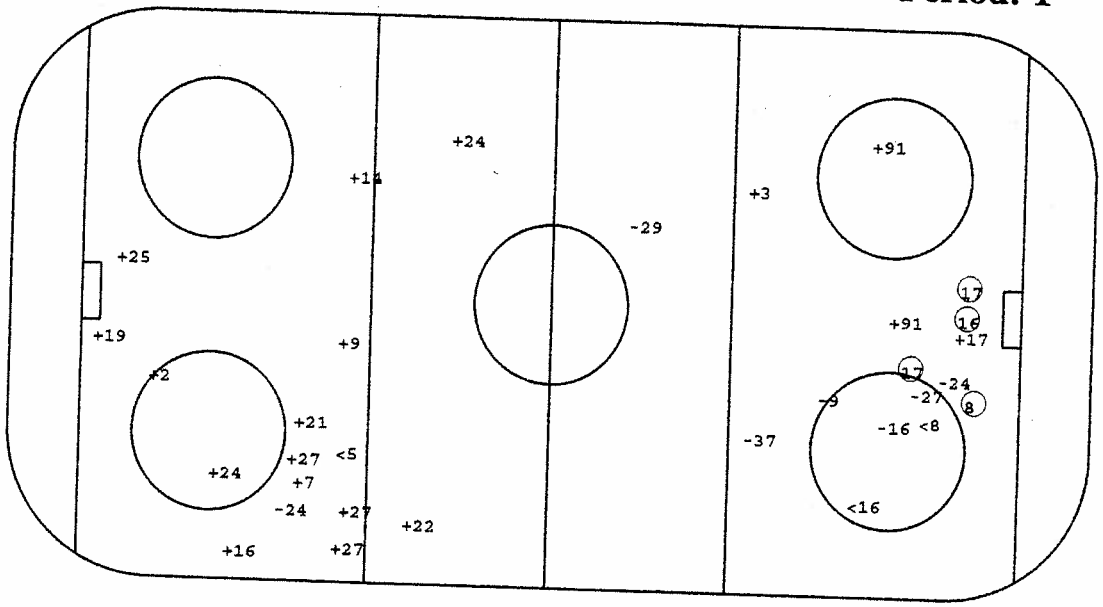

O Goal +SSG <SSP -SPG

Face - Offs

DZ	MZ	AZ
-91	17	-24
24	-24	-91
24	17	17
-17	24	24
-17	91	91
	-24	-91
	-24	91
	-17	
	-91	
	-17	
	91	
	-24	
	-24	

Defense Activity

Team	BCH	SCH	BBL	SBL	BAC	PRE	PCL	-LOP	-PAP
ITA	28	17	25		24	25 3	34 24	17	
	4	27	16			3 3	37 9	17	
	3	28				28	20 4		
	20	9				27	10 24		
	28	28				24	29 24		
	20	25				24	25		
		24				37	37		
						3	4		
GBR	13 18	11	10	21	4	17 14	19		5
	13 18	16	7		4	9 13	11		5
	18	18	3		2	11 16	10		6
	2	5	13		16	4 24	24		
	11		24		4	5	22		
	5		6		24	16	22		
	6				4	19			
	6					9			

Face - Offs

AZ	MZ	DZ
13	-13	11
-13	11	11
-13	-24	-19
4	-11	-13
19	- 4	-19
	13	4
	11	-11
	11	
	19	
	11	
	- 4	
	9	
	11	

GK GoalKeeper
SSG Shot Saved by GK
SSP Shot Saved by def.Player

SPG Shot Past Goal
DZ Defence Zone
MZ Middle Zone

AZ Attack Zone
BCH BodyCHeck
SCH Stick Contact Check

BBL BodyBLock
SBL ShotBLock
BAC BAck Checking

PRE Puck REcovery
PCL Puck CLearing
LOP Loss Of Puck

PAP Play Away from Puck

GBR **GK 30**

GK 29

27 25

17
25 91

Date: 94. 4.29 **Game No: 18** **Period: 2**

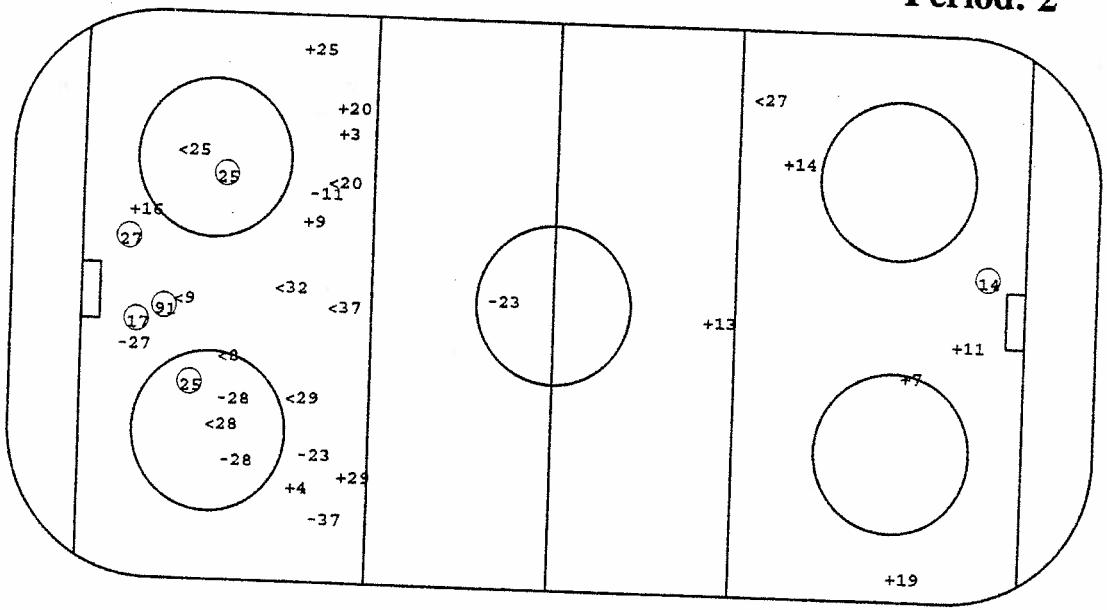

ITA **GK 34**

14

GK 33

O Goal +SSG <SSP -SPG

Face - Offs

DZ	MZ	AZ
-19	-13	11
-24	-13	19
- 9	-19	-19
-11	13	-13
-19	- 9	19
-13	-19	
10	-13	
	4	

Defense Activity

Team	BCH	SCH	BBL	SBL	BAC	PRE	PCL	-LOP	-PAP
GBR	5 25 19 7 16 3 22 25 19 25	22 13 11	19 14 24 7 22 14 5 24 4 4 21 5 7	18 24	10 19 14 25 4 14 2 17	14 10 6 10 4 22	21 4 22 27 22 5 11 4 19	6	3 13
ITA	28 27	29 27 37 37 24 9	17 29 23 8 25	20	10	37 4 20 24 20 37	3 4 34 4 24	8 32 19	25 4 3

Face - Offs

AZ	MZ	DZ
91	24	-24
24	17	-32
17	91	91
24	-17	91
17	17	-32
32	32	
-24	32	
	-24	

GK GoalKeeper
SSG Shot Saved by GK
SSP Shot Saved by def.Player

SPG Shot Past Goal
DZ Defence Zone
MZ Middle Zone

AZ Attack Zone
BCH BodyCHeck
SCH Stick Contact Check

BBL BodyBLock
SBL ShotBLock
BAC BAck Checking

PRE Puck REcovery
PCL Puck CLearing
LOP Loss Of Puck

PAP Play Away from Puck

Gestetner

ITA **GK 34** **Date: 94. 4.29** **Game No: 18** **Period: 3** **GBR** **GK 30**

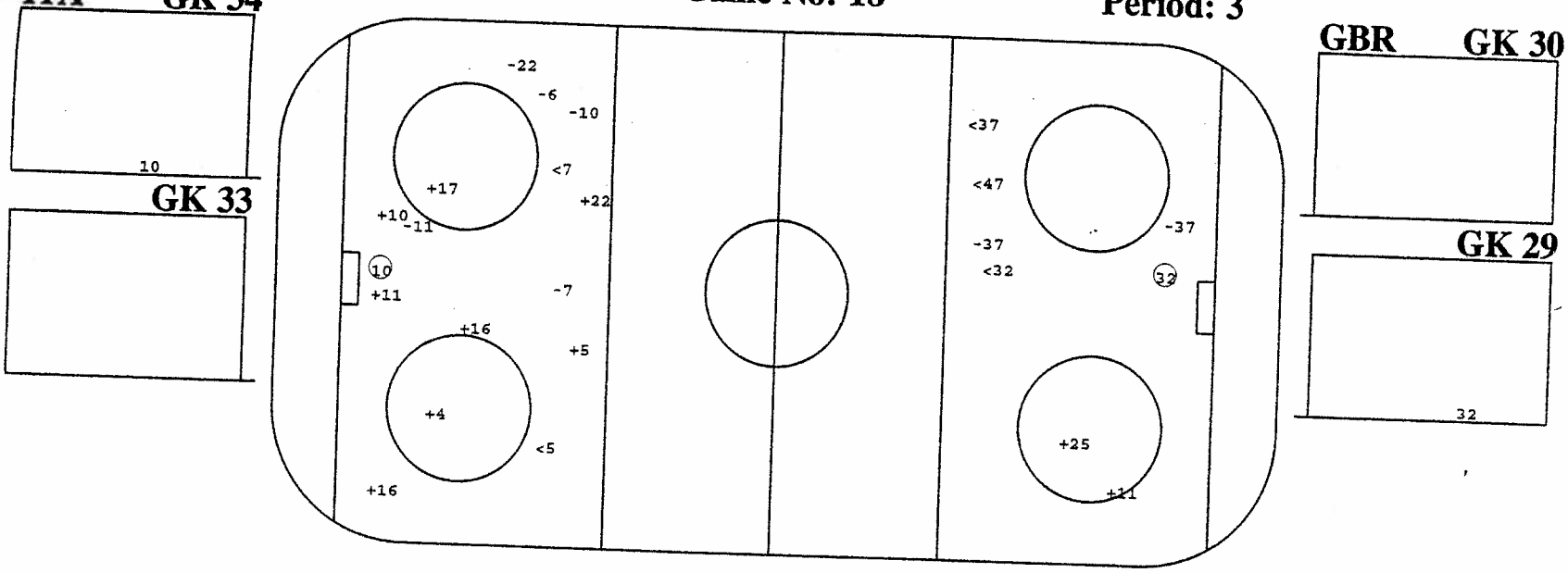

O Goal +SSG <SSP -SPG

Face - Offs

DZ	MZ	AZ
-17	17	32
-91	-32	-24
-32	17	-32
24	91	8
-91	-32	
-28	-32	
8	24	

Defense Activity

Team	BCH	SCH	BBL	SBL	BAC	PRE	PCL	-LOP	-PAP
ITA	3 91 11	4 91 4	32	24 91 25	16	17 28 4 25 4 3 10 23 29 23 32 4	32 25 4 25 11 32 37 20 24 3 20 28		23 8 23 20
GBR	5 2 3 27	25 27 2 11	22 5	22	19 22 4	14 9 18 13 10 10 25 9 9	27 9 27 9 16 27 9 9 9 17		5 3

Face - Offs

AZ	MZ	DZ
4	-16	-11
19	11	9
13	- 4	11
-11	-19	- 9
14	11	
11	4	
- 9	-11	

GK GoalKeeper
SSG Shot Saved by GK
SSP Shot Saved by def.Player

SPG Shot Past Goal
DZ Defence Zone
MZ Middle Zone

AZ Attack Zone
BCH BodyCHeck
SCH Stick Contact Check

BBL BodyBLock
SBL ShotBLock
BAC BAck Checking

PRE Puck REcovery
PCL Puck CLearing
LOP Loss Of Puck

PAP Play Away from Puck

Including Game No.:18

Family & Surname	No	Po	GP	PI	G	A1	A2	PTS	S	SG%	SSG	SSP	SPG	PPG	SHG	GWG	GTG	GAP	PIM
BARTOLONE Christ.-	29	RD	3	3	0	0	0	0	9	0.00	5	1	3	0	0	0	0	1	6
BERALDO Paulo	8	RW	3	3	2	0	0	2	7	28.57	3	2	0	1	0	0	0	0	6
BRUGNOLI Patrich	19	CE	3	3	0	0	0	0	1	0.00	0	1	0	0	0	0	0	1	2
CAMPESE Bruno	30	GK	3	0	0	0	0	0	0	0.00	0	0	0	0	0	0	0	0	0
CHITARRONI Mario	24	CE	3	3	0	1	0	1	4	0.00	3	0	1	0	0	0	0	0	2
CIRCELLI Anthony	25	RD	3	3	2	0	0	2	9	22.22	4	2	1	1	0	0	0	0	0
COMPLOI Georg	20	RD	3	3	0	0	0	0	6	0.00	2	2	2	0	0	0	0	0	10
DA CORTE Luigi	47	LD	3	1	0	0	0	0	1	0.00	0	1	0	0	0	0	0	0	0
DE ANGELIS Michael	37	LD	3	3	0	3	0	3	14	0.00	3	5	6	0	0	0	0	0	0
DE GAETANO Philip	3	RD	3	3	0	0	1	1	7	0.00	4	2	1	0	0	0	0	0	0
DELFINO David	33	GK	3	1	0	0	0	0	0	0.00	0	0	0	0	0	0	0	0	0
DE TONI Lino	10	LW	3	3	0	0	0	0	1	0.00	0	1	0	0	0	0	0	0	0
PIGLIUZZI Stefan	91	CE	3	3	1	0	0	1	4	25.00	3	0	0	0	0	0	0	2	8
IOVIO Emilio	9	LW	3	3	0	0	0	0	9	0.00	5	2	2	0	0	0	0	0	2
MARCHETTI Giovanni	23	LD	3	3	0	0	0	0	2	0.00	0	0	2	0	0	0	0	0	0
OBERRAUCH Robert	4	LD	3	3	0	0	0	0	6	0.00	4	1	1	0	0	0	0	1	6
ORLANDO Gaetano	17	CE	3	3	3	2	0	5	6	50.00	3	0	0	0	0	1	0	0	2
PAVLU Martin	28	RW	3	3	0	1	0	1	8	0.00	4	2	2	0	0	0	0	0	0
RAMOSER Roland	11	RW	3	3	0	0	0	0	4	0.00	3	0	1	0	0	0	0	0	4
ROSATI Michael	34	GK	3	2	0	0	0	0	0	0.00	0	0	0	0	0	0	0	0	0
SACRATINI Vezio	32	CE	3	2	1	0	0	1	4	25.00	0	2	1	0	0	0	0	0	4
TOPATIGH Lucio	27	RW	3	3	1	0	0	1	8	12.50	1	0	6	1	0	0	0	0	4
ZARRILLO Bruno	16	LW	3	3	1	2	0	3	10	10.00	4	1	4	1	0	0	0	1	2

Family & Surname	AVG	2	5	10	GMP	DAC	BCH	SCH	BBL	BAC	SBL	PRE	PCL	LOP	PAP	POP	NEP	+/-	FO+	FO-	FO%
BARTOLONE Christ.-	2.00	3	0	0	0	9	1	3	3	0	0	4	2	0	4	0	3	-3	0	1	0.00
BERALDO Paulo	2.00	3	0	0	0	3	3	0	1	1	0	0	1	1	2	3	8	-5	3	0	100.00
BRUGNOLI Patrich	0.00	0	0	0	0	0	0	0	0	0	0	1	2	1	0	1	0	1	1	0	100.00
CAMPESE Bruno	.67	1	0	0	0	30	5	7	0	3	1	4	10	0	0	3	6	-3	34	27	55.74
CHITARRONI Mario	0.00	0	0	0	0	19	2	2	3	1	3	4	8	1	3	6	6	0	0	0	0.00
CIRCELLI Anthony	.67	1	0	0	0	12	3	1	5	0	2	2	5	1	5	1	5	-4	0	0	0.00
COMPLOI Georg	0.00	0	0	0	0	0	0	0	0	0	0	0	0	0	0	0	0	0	0	0	0.00
DA CORTE Luigi	3.33	5	0	0	0	17	0	6	1	0	0	5	7	1	1	7	3	4	0	0	0.00
DE ANGELIS Michael	0.00	0	0	0	0	20	3	0	4	0	0	8	9	1	3	4	4	0	0	0	0.00
DE GAETANO Philip	0.00	0	0	0	0	1	0	1	0	0	0	0	0	0	0	0	7	-7	0	0	0.00
DELFINO David	.67	1	0	0	0	7	0	0	0	4	1	1	2	1	0	1	1	0	0	0	0.00
IOVIO Emilio	2.67	4	0	0	0	14	2	3	3	0	2	4	1	0	1	1	2	-1	27	23	54.00
MARCHETTI Giovanni	.67	1	0	0	0	15	1	3	3	3	0	4	4	2	1	3	4	-1	0	4	0.00
OBERRAUCH Robert	0.00	0	0	0	0	5	0	0	4	0	0	4	0	1	2	1	2	-1	0	0	0.00
ORLANDO Gaetano	2.00	3	0	0	0	16	3	3	1	0	2	10	7	4	6	3	4	-1	0	0	0.00
PAVLU Martin	.67	1	0	0	0	11	1	3	1	4	1	4	1	4	0	6	3	3	37	22	62.71
RAMOSER Roland	0.00	0	0	0	0	17	3	5	0	2	0	7	2	1	1	1	4	-3	1	2	33.33
ROSATI Michael	1.33	2	0	0	0	5	2	0	1	0	0	1	1	0	0	1	0	1	0	0	0.00
SACRATINI Vezio	0.00	0	0	0	0	2	0	0	0	0	0	0	2	0	0	11	6	5	0	0	0.00
TOPATIGH Lucio	2.00	2	0	0	0	4	0	0	1	0	0	1	3	1	0	1	0	1	6	8	42.86
ZARRILLO Bruno	.67	1	0	0	0	11	1	2	3	4	1	2	1	1	2	6	3	3	0	0	0.00

Family & Surname	No	Po	GP	PI	MIP	MPI%	SOG	GA	SVS	SVS%	GAA	GKC	SHGA	SO	AVG	2	5	10	GMP	GAP
CAMPESE Bruno	30	GK	3	0	0.00	0.00	0	0	0	0.00	0.00	0.00	0	0	0.00	0	0	0	0	0
DELFINO David	33	GK	3	1	60.00	33.33	40	7	33	82.50	7.00	122.50	3	0	0.00	0	0	0	0	0
ROSATI Michael	34	GK	3	2	120.00	66.67	62	6	56	90.32	3.00	29.04	3	0	0.00	0	0	0	0	0

Including Game No.:18

Family & Surname	No	Po	GP	PI	G	A1	A2	PTS	S	SG%	SSG	SSP	SPG	PPG	SHG	GWG	GTG	GAP	PIM	AVG	2	5	10	GMP	DAC	BCH	SCH	BBL	BAC	SBL	PRE	PCL	LOP	PAP	POP	NEP	+/-	FO+	FO-	FO%
COTE Matthew	7	RW	3	3	0	0	0	0	8	0.00	4	3	1	0	0	0	0	1	2	.67	1	0	0	0	28	8	0	6	0	7	4	6	0	3	1	6	-5	2	0	100.00
O'CONNER Michael	3	LD	3	3	0	0	0	0	2	0.00	0	1	1	0	0	0	0	0	4	1.33	2	0	0	0	11	6	0	2	0	0	1	4	0	2	1	6	-5	0	0	0.00
MC CRONE John	1	GK	3	1	0	0	0	0	0	0.00	0	0	0	0	0	0	0	0	0	0.00	0	0	0	0	0	0	0	0	0	0	0	0	0	0	3	12	-9	0	0	0.00
MASON Brian	18	RD	3	3	0	0	0	0	4	0.00	2	1	1	0	0	0	0	0	0	0.00	0	0	0	0	16	3	4	3	0	1	3	4	1	1	2	4	-2	0	0	0.00
MC EWEN Douglas	10	CE	3	3	1	0	0	1	9	11.11	4	2	2	1	0	0	0	0	0	0.00	0	0	0	0	24	5	1	1	2	2	10	5	0	2	1	10	-9	3	0	100.00
COOPER Stephen	5	LD	3	3	0	0	0	0	9	0.00	4	4	1	0	0	0	0	0	0	0.00	0	0	0	0	37	9	6	7	1	2	9	10	1	6	2	8	-6	0	0	0.00
MC KAY Martin	30	GK	3	2	0	0	0	0	0	0.00	0	0	0	0	0	0	0	1	2	1.00	1	0	0	0	1	0	1	0	0	0	0	0	0	0	0	8	-8	0	0	0.00
KELLAND Christophe	21	LD	3	3	0	0	0	0	2	0.00	1	1	0	0	0	0	0	1	4	1.33	2	0	0	0	7	1	0	3	0	2	1	1	1	0	0	7	-7	0	1	0.00
MALO Andre	27	LD	3	3	0	0	0	0	4	0.00	3	1	0	0	0	0	0	0	4	1.33	2	0	0	0	25	5	4	5	0	0	1	11	0	1	0	5	-5	0	1	0.00
HANSON Moray	29	GK	3	1	0	0	0	0	0	0.00	0	0	0	0	0	0	0	0	0	0.00	0	0	0	0	0	0	0	0	0	0	0	0	0	0	2	6	-4	0	0	0.00
MORRIS Frank	24	CE	3	3	0	0	0	0	10	0.00	9	0	1	0	0	0	0	1	6	2.00	3	0	0	0	33	4	0	5	8	4	10	3	1	0	2	8	-6	2	4	33.33
HOPE Shannon	6	LD	3	3	0	0	0	0	8	0.00	3	4	1	0	0	0	0	2	10	3.33	5	0	0	0	14	5	3	3	0	3	2	3	2	3	1	6	-5	0	2	0.00
CONWAY Kevin	17	RW	3	3	1	1	0	2	6	16.67	5	0	0	0	0	0	0	1	4	1.33	2	0	0	0	9	0	2	1	2	0	3	2	1	0	3	2	1	0	0	0.00
SCOTT Patrick	14	CE	3	3	2	0	0	2	6	33.33	3	1	0	0	1	0	0	0	0	0.00	0	0	0	0	12	0	1	3	4	0	7	0	2	1	3	7	-4	6	1	85.71
CRANSTON Tim	4	CE	3	3	0	0	0	0	6	0.00	4	0	2	0	0	0	0	1	4	1.33	2	0	0	0	25	2	3	7	7	0	4	3	0	1	0	9	-9	15	14	51.72
HAND Anthony	9	RW	3	3	0	0	0	0	2	0.00	2	0	0	0	0	0	0	0	0	0.00	0	0	0	0	13	0	1	1	0	1	7	7	2	2	0	7	-7	3	7	30.00
CHINN Nicholas	2	LW	3	3	0	0	0	0	2	0.00	1	0	1	0	0	0	0	1	2	.67	1	0	0	0	18	10	1	0	4	0	2	1	0	0	1	5	-4	0	0	0.00
COOPER Ian	16	LW	3	3	0	0	0	0	6	0.00	4	1	1	0	0	0	0	0	2	.67	1	0	0	0	19	4	2	1	2	1	6	5	1	1	0	6	-6	0	2	0.00
KURTENBACH Terry	22	RD	3	3	1	1	0	2	4	25.00	2	0	1	0	0	0	0	1	2	.67	1	0	0	0	23	3	2	4	2	1	7	6	1	1	2	3	-1	0	0	0.00
MORRISON Scott	19	CE	3	3	0	1	0	1	2	0.00	2	0	0	0	0	0	0	0	4	1.33	2	0	0	0	13	3	2	2	3	0	1	2	0	0	2	4	-2	10	15	40.00
LONGSTAFF David	25	RW	3	3	0	0	0	0	1	0.00	1	0	0	0	0	0	0	0	4	1.33	2	0	0	0	9	5	1	0	1	0	1	1	0	0	0	4	-4	0	0	0.00
FERA Richard	11	CE	3	3	0	1	0	1	9	0.00	7	1	1	0	0	0	0	1	4	1.33	2	0	0	0	16	3	3	1	1	0	4	5	1	0	2	2	0	28	25	52.83
BREBENT Richard	13	CE	3	3	0	0	0	0	9	0.00	6	0	3	0	0	0	0	0	6	2.00	3	0	0	0	23	6	2	4	3	1	4	4	0	1	1	9	-8	18	29	38.30

Family & Surname	No	Po	GP	PI	MIP	MPI%	SOG	GA	SVS	SVS%	GAA	GKC	SHGA	SO	AVG	2	5	10	GMP	GAP
MC CRONE John	1	GK	3	1	60.00	33.33	55	12	43	78.18	12.00	261.84	2	0	0.00	0	0	0	0	0
MC KAY Martin	30	GK	3	2	80.00	44.44	34	8	26	76.47	6.00	141.18	3	0	1.00	1	0	0	0	1
HANSON Moray	29	GK	3	1	40.00	22.22	15	6	9	60.00	9.00	360.00	2	0	0.00	0	0	0	0	0



C.O.N.I.





ICEHOCKEY WORLD CHAMPIONSHIP / POOL - A / BOLZANO/BOZEN - VAL DI FASSA - MILANO / ITALIA - 25.04. - 08.05.1994

Date: 30. 4.94 Start:16:00 End:18:14 Place:Bolzano-Bozen Game Nr.: 20 Page 1 of 1

Team A: **GER**

Family & Given Name	Nr	Pos	P	G	Time	S	A1	A2	GS	Positive Part A	Negative Part B
MERK Klaus	27	*GK	Y								
HEISS Joseph	30	GK	N								
ERESAGK Michael	2	LD	Y								
KIENASS Torsten	3	*RD	Y								
MAYR Jörg C	6	RD	Y								
BRANDL Thomas	7	CE	Y								
GULDA Peter	8	LD	Y								
EVTUSHEVSKI Gregory	9	*RW	Y								
SCHINKO Thomas	12	*LW	Y								
STEFAN Leo	13	LW	Y								
BOEHM Richard	14	CE	Y								
HILGER Raimund A	15	RW	Y								
LÖDEMANN Mirko	18	RD	Y								
NIEDERBERGER Andrea A	19	*RD	Y								
RUMRICH Michael	26	RW	Y								
KUMMER Wolfgang	28	RW	Y								
[illegible]RICK Jörg	31	LW	Y								
[illegible] Jan	32	RW	Y								
KÖPF Ernst	33	RW	Y								
MEYER Jayson	35	RD	Y								
REICHEL Martin	36	CE	Y								
ABSTREITER Tobias	37	*CE	Y								

Time	Nr	Min	Offence	Start	End
6.24	14	2	ROUGH	6.24	8.24
9.10	13	2	INTERF	9.10	10.30
19.04	28	2	TRIP	19.04	21.04
19.35	2	2	CROSS	19.35	21.35
32.18	15	2	ROUGH	32.18	34.12
47.50	13	2	ROUGH	47.50	49.50
50.22	6	2	HI-ST	50.22	52.22
55.11	19	2	ROUGH	55.11	57.11
60.00	32	2	ROUGH	60.00	60.00
60.00	32	20	GA-MISC	60.00	60.00

Coach:BUKAC Dr. Ludek Coach:REINDL Franz Manager:JÅKEL Ulf E.

Team B: **RUS**

Family & Given Name	Nr	Pos	P	G	Time	S	A1	A2	GS	Positive Part B	Negative Part A
SHTALENKOV Mikhail	1	*GK	Y	1	5.52	4	11		EQ	1 4 11 28 26 13	27 7 13 32 35 8
SHIRGAZIEV Albert	30	GK	Y	2	10.30	11	13	26	PP	1 11 13 26 6 23	27 33 28 35 8
TUSHKEVICH Dmitri	2	RD	Y	3	11.04	2			EQ	1 2 15 5 29 27	27 31 2 6 15 26
SITNIK Alexei A	4	LD	Y	4	28.16	15	8		EQ	1 15 8 27 2 5	27 31 32 3 19 15
SMIRNOV Alexandr	5	LD	Y	5	33.34	26	6	11	EQ	1 26 6 11 2	27 2 33 28 6
BJAKIN Ilja C	6	*LD	Y	6	34.12	23			PP	1 23 2 5 25 29	27 35 26 19 6
FROLOV Dmitri	8	LD	Y								
FEDULOV Igor	11	*LW	Y								
GORBATCHEV Eduard	12	LW	N								
KAMENSKY Valeri A	13	*RW	Y								
SMELIN Anatoli	15	LW	Y								
YASHIN Alexei	19	RW	N								
SHENDELEV Sergei	22	*LD	Y								
GURE Valeri	23	LW	Y								
NIKOLISHIN Andrei	24	LW	Y								
TSYPLAKOV Yuri	25	LW	Y								
[illegible]LENKO Andrei	26	*LW	Y								
[illegible]GLADNIKOV Vjatc	27	LW	Y								
[illegible]KOW Igor	28	LD	Y								
BEREZIN Serge	29	RW	Y								
SOROKIN Sergei	32	RD	Y								

Time	Nr	Min	Offence	Start	End
2.23	4	2	CHARGE	2.23	4.23
6.24	22	2	ROUGH	6.24	8.24
13.32	32	2	SLASH	13.32	15.32
14.17	4	2	ELBOW	14.17	16.17
22.04	25	2	INTERF	22.04	24.04
22.24	27	2	HOOK	22.24	24.24
23.05	28	2	HOLD	24.04	26.04
31.43	15	2	HOOK	31.43	33.43
39.28	4	2	HOLD	39.28	41.28
50.22	29	2	HI-ST	50.22	52.22
53.09	25	2	HOOK	53.09	55.09
55.11	26	2	ROUGH	55.11	57.11
60.00	8	2	ROUGH	60.00	60.00

Coach:MIKHAILOV Boris Coach:TUZIK Igor Manager:MERINOV Vladimir

Game Summary

P	GF:GA	SSG	SSP	SPG	SOG	S	PIM	TPP	PPG	SHG	PO+	DAC
1	0:3	8:14	2:2	3:2	8:17	13:21	8:8	4.45:2.16	0:1	0:0	11:10	16:53
2	0:3	4:4	4:4	3:5	4:7	11:16	2:10	5.07:2.04	0:1	0:0	11:11	20:39
3	0:0	8:6	2:1	4:3	8:6	14:10	28:8	3.28:2.00	0:0	0:0	10:5	18:28
SU	0:6	20:24	8:7	10:10	20:30	38:47	38:26	13.20:6.20	0:2	0:0	32:26	54:120

Goalkeepers Record

Time	GKA	GKB	ENG	A	MIP	B	MIP
0.00	27	1		27	60.00	1	49.43
49.43		30		30	0.00	30	10.17

Referee	Linesman	Linesman	Goaljudge	Goaljudge	Game-TKP	Pen-TKP	Off.Scorer	Spect.
[illegible]ko, A.	Burt,	Elvy, J.	Pisoni	Zanon	Morgante	De Luca	Sarto	7160

Gestetner

Gestetner

GER **GK 27**

GK 30

Date: 94. 4.30 **Game No: 20** **Period: 1**

RUS **GK 1**

GK 30

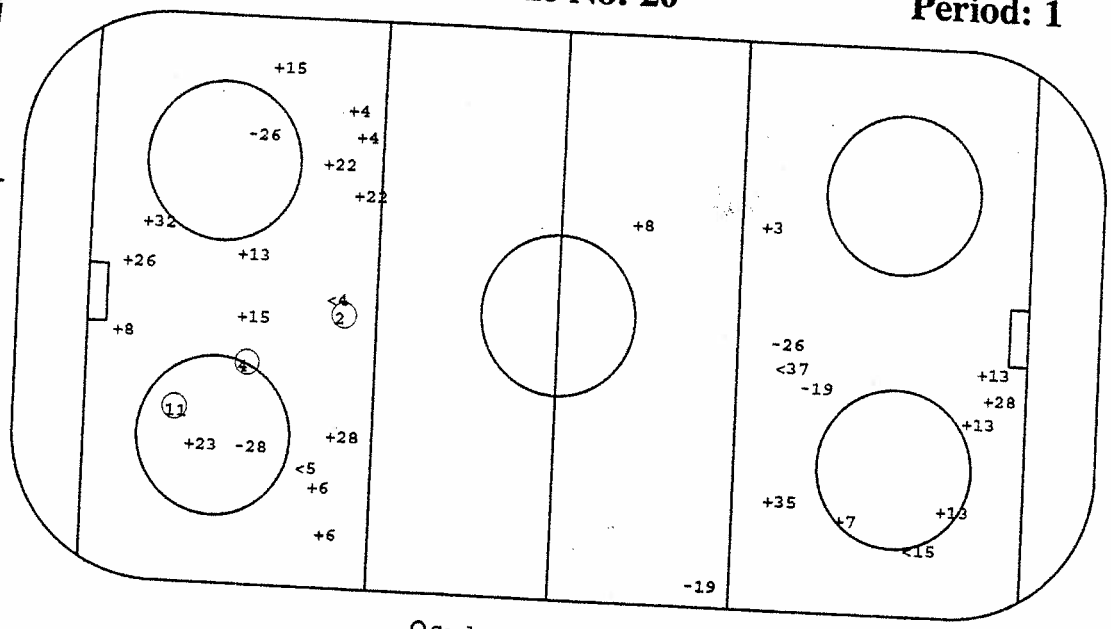

O Goal +SSG <SSP -SPG

Face - Offs

DZ	MZ	AZ
-28	37	- 7
14	7	26
31	28	- 7
7	-26	-26
- 7	37	- 7
-28		-14
9		
14		
14		
-26		

Defense Activity

Team	BCH	SCH	BBL	SBL	BAC	PRE	PCL	-LOP	-PAP
GER	9 19	8	7 15 6 15 2 8 2 35	28 6	13 15	14 6 8	33 28 3	26 2 6 9	35
RUS	4 2 28 28 27 28 4 29	2 13 6 5 22 4 11 2 15	8 22 8 29 27 2 6 22 22	13	26 32	5 11 23 28 2 25 4 8 6 28 6 6 13 2 6 26 5 13 6	32 11 11 32 24 22 2	6	27

Face - Offs

AZ	MZ	DZ
27	-11	19
-25	-11	-32
-11	-24	26
-11	27	24
11	-24	13
11		11
-25		
-11		
-11		
11		

GK GoalKeeper
SSG Shot Saved by GK
SSP Shot Saved by def.Player

SPG Shot Past Goal
DZ Defence Zone
MZ Middle Zone

AZ Attack Zone
BCH BodyCHeck
SCH Stick Contact Check

BBL BodyBLock
SBL ShotBLock
BAC BAck Checking

PRE Puck REcovery
PCL Puck CLearing
LOP Loss Of Puck

PAP Play Away from Puck

RUS **GK 1**

GK 30

Date: 94. 4.30 **Game No: 20** **Period: 2**

GER **GK 27**

GK 30

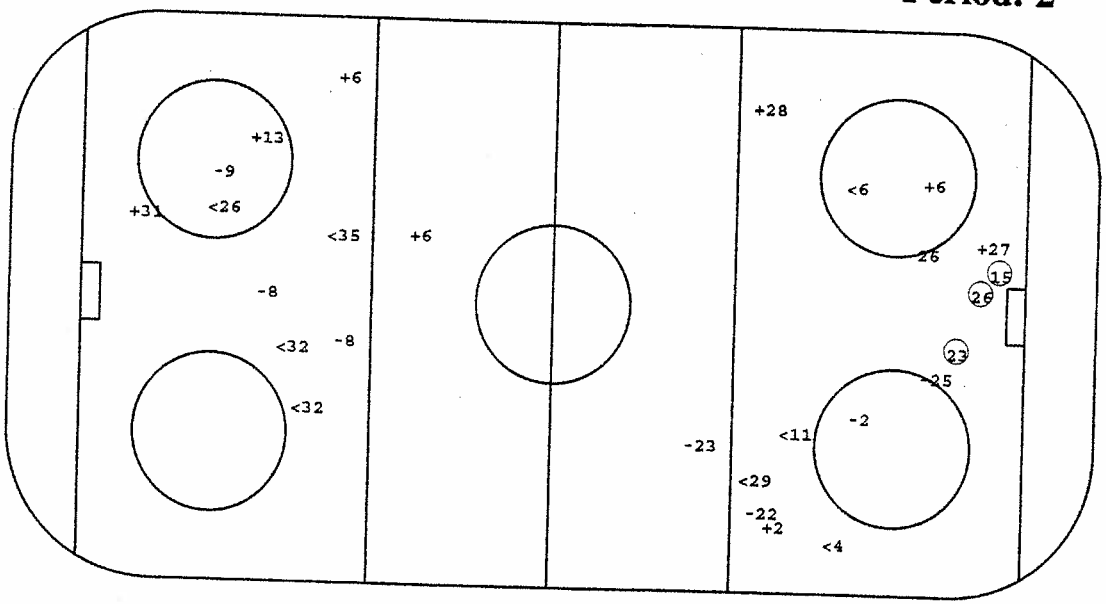

○ Goal +SSG <SSP -SPG

Face - Offs

DZ	MZ	AZ
-27	11	-25
24	-24	27
-13	-11	25
-25	-27	27
11	24	
-25	32	
25	11	
	-25	
	-25	
	-24	
	11	

Defense Activity

Team	BCH	SCH	BBL	SBL	BAC	PRE	PCL	-LOP	-PAP
RUS	28 25	28	28		26	11 4	28	22	4
	2 5	13	22		11	28	27		
	4 4	22	23		23	8	32		
	4	28	6			6	22		
	8	22				6	1		
	22	13				15	28		
	28	5				29			
	27	8				2			
GER	6	18	8	19	7	35	26		7
	8	2	3		28	8	8		2
		2			12	13	13		35
		13				31	12		
		14					9		
		9							

Face - Offs

AZ	MZ	DZ
7	-26	7
-14	14	-26
26	7	-14
37	26	- 7
- 7	- 7	
26	-26	
-26	-28	
	14	
	37	
	14	
	- 7	

GK GoalKeeper
SSG Shot Saved by GK
SSP Shot Saved by def.Player

SPG Shot Past Goal
DZ Defence Zone
MZ Middle Zone

AZ Attack Zone
BCH BodyCHeck
SCH Stick Contact Check

BBL BodyBLock
SBL ShotBLock
BAC BAck Checking

PRE Puck REcovery
PCL Puck CLearing
LOP Loss Of Puck

PAP Play Away from Puck

Gestetner

Gestetner

GER **GK 27**

GK 30

Date: 94. 4.30 **Game No: 20** **Period: 3**

RUS **GK 1**

GK 30

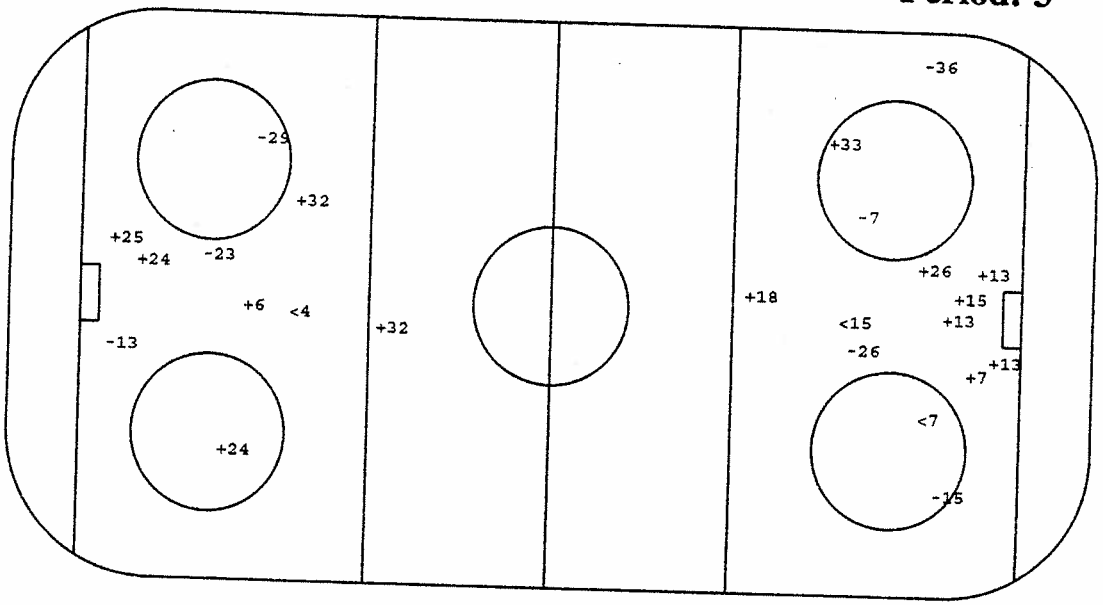

O Goal +SSG <SSP -SPG

Face - Offs

DZ	MZ	AZ
7	- 7	36
7	-14	- 7
14	-37	14
7	37	
	14	
	36	
	7	
	- 7	

Defense Activity

Team	BCH	SCH	BBL	SBL	BAC	PRE	PCL	-LOP	-PAP
GER	12	13	31		7	8	9	26	2
	7	18	3		13	37	33	6	15
	2	3	18			8	8		3
			6			12	26		
			36				3		
							31		
RUS	22	2	8	28	24	25 4	26	6	4
	28	2	29		11	22		23	
	4	4	11			13		4	
	23	8	6			6			
	26	28	4			2			
	29		28			6			
	32					22			
	4					29			

Face - Offs

AZ	MZ	DZ
-27	25	-11
-25	25	25
-24	11	-24
-27	-25	
	-11	
	-25	
	-25	
	27	

GK GoalKeeper
SSG Shot Saved by GK
SSP Shot Saved by def.Player

SPG Shot Past Goal
DZ Defence Zone
MZ Middle Zone

AZ Attack Zone
BCH BodyCHeck
SCH Stick Contact Check

BBL BodyBLock
SBL ShotBLock
BAC BAck Checking

PRE Puck REcovery
PCL Puck CLearing
LOP Loss Of Puck

PAP Play Away from Puck

Players by Team GER

Including Game No.:23

Family & Surname	No	Po	GP	PI	G	A1	A2	PTS	S	SG%	SSG	SSP	SPG	PPG	SHG	GWG	GTG	GAP	PIM	AVG	2	5	10	GMP	DAC	BCH	SCH	BBL	BAC	SBL	PRE	PCL	LOP	PAP	POP	NEP	+/-	FO+	FO-	FO%
BOEHM Richard	14	CE	4	4	0	2	0	2	4	0.00	3	0	1	0	0	0	0	0	2	.50	1	0	0	0	15	2	2	2	2	0	6	3	2	0	3	2	1	32	23	58.18
REICHEL Martin	36	CE	4	4	0	0	0	0	3	0.00	1	0	2	0	0	0	0	0	2	.50	1	0	0	0	19	1	1	4	4	2	5	2	0	0	1	3	-2	22	19	53.66
EVTUSHEVSKI Gregor	9	RW	4	4	1	1	0	2	3	33.33	0	0	2	0	0	1	0	0	8	2.00	4	0	0	0	17	3	3	4	3	1	2	2	1	0	2	0	2	1	0	100.00
HANDRICK Jörg	31	LW	4	4	0	0	0	0	11	0.00	5	3	3	0	0	0	0	0	0	0.00	0	0	0	0	15	0	3	3	1	0	6	2	0	0	0	3	-3	3	0	100.00
SCHINKO Thomas	12	LW	4	2	0	0	0	0	1	0.00	1	0	0	0	0	0	0	0	2	1.00	1	0	0	0	5	2	0	0	1	0	1	1	0	0	1	0	1	0	0	0.00
RUMRICH Michael	26	RW	4	4	1	0	0	1	9	11.11	3	3	2	0	0	0	0	0	0	0.00	0	0	0	0	7	0	1	2	2	0	1	3	2	0	2	2	0	11	14	44.00
BRANDL Thomas	7	CE	4	4	0	1	0	1	20	0.00	12	4	4	0	0	0	0	0	0	0.00	0	0	0	0	14	4	1	3	5	0	4	2	4	1	2	1	1	47	38	55.29
STEFAN Leo	13	LW	4	4	1	0	0	1	18	5.56	15	0	2	0	0	0	0	1	4	1.00	2	0	0	0	17	0	2	3	4	0	6	5	2	1	2	1	1	0	0	0.00
ABSTREITER Tobias	37	CE	4	3	0	0	0	0	3	0.00	1	1	1	0	0	0	0	1	2	.67	1	0	0	0	6	1	0	2	1	0	2	0	0	0	1	0	1	14	8	63.64
KÖPF Ernst	33	RW	4	4	2	0	0	2	16	12.50	9	1	4	2	0	0	0	0	0	0.00	0	0	0	0	13	3	0	1	3	0	2	5	0	1	4	4	0	0	0	0.00
KUMMER Wolfgang	28	RW	4	4	1	0	0	1	16	6.25	7	4	4	1	0	0	0	0	2	.50	1	0	0	0	17	1	1	2	2	2	8	3	1	1	3	3	0	4	5	44.44
LÜDEMANN Mirko	18	RD	4	4	0	0	0	0	10	0.00	4	2	4	0	0	0	0	0	2	.50	1	0	0	0	15	0	3	5	1	0	8	2	3	1	2	3	-1	0	0	0.00
GULDA Peter	8	LD	4	4	0	2	0	2	20	0.00	2	7	11	0	0	0	0	0	2	.50	1	0	0	0	34	8	3	6	0	2	12	4	0	1	4	2	2	0	0	0.00
BRESAGK Michael	2	LD	4	3	0	0	0	0	4	0.00	1	3	0	0	0	0	0	0	2	.67	1	0	0	0	13	1	2	4	1	0	5	3	1	2	2	3	-1	0	0	0.00
MEYER Jayson	35	RD	4	4	1	0	0	1	22	4.55	12	6	3	1	0	0	0	0	6	1.50	3	0	0	0	35	3	1	5	0	1	19	9	1	2	2	4	-2	0	0	0.00
MAYR Jörg	6	RD	4	4	0	0	0	0	13	0.00	10	1	2	0	0	0	0	0	2	.50	1	0	0	0	30	7	2	6	0	3	7	8	2	1	2	6	-4	0	0	0.00
NIEDERBERGER Andre	19	RD	4	4	0	0	0	0	13	0.00	6	3	4	0	0	0	0	1	4	1.00	2	0	0	0	22	3	3	4	0	3	7	3	1	0	3	3	0	0	0	0.00
KIENASS Torsten	3	RD	4	4	0	0	0	0	12	0.00	9	1	2	0	0	0	0	0	2	.50	1	0	0	0	26	1	4	6	0	0	5	11	0	1	2	2	0	0	0	0.00
SELIGER Marc	40	GK	4	0	0	0	0	0	0	0.00	0	0	0	0	0	0	0	0	0	0.00	0	0	0	0	0	0	0	0	0	0	0	0	0	0	0	0	0	0	0	0.00
MERK Klaus	27	GK	4	2	0	0	0	0	0	0.00	0	0	0	0	0	0	0	0	0	0.00	0	0	0	0	3	0	0	0	0	0	1	2	0	0	4	6	-2	0	0	0.00
HEISS Joseph	30	GK	4	2	0	0	0	0	0	0.00	0	0	0	0	0	0	0	0	0	0.00	0	0	0	0	0	0	0	0	0	0	0	0	0	0	0	4	-1	0	0	0.00
HILGER Raimund	15	RW	4	4	1	0	0	1	17	5.88	7	4	5	1	0	0	0	1	4	1.00	2	0	0	0	11	1	0	3	3	0	4	1	0	1	1	5	-4	1	2	33.33
BENDA Jan	32	RW	4	4	0	0	0	0	5	0.00	2	3	0	0	0	0	0	0	24	6.00	2	0	0	1	12	4	2	2	3	0	2	0	0	1	1	3	-2	1	1	50.00

Family & Surname	No	Po	GP	PI	MIP	MPI%	SOG	GA	SVS	SVS%	GAA	GKC	SHGA	SO	AVG	2	5	10	GMP	GAP
SELIGER Marc	40	GK	4	0	0.00	0.00	0	0	0	0.00	0.00	0.00	0	0	0.00	0	0	0	0	0
MERK Klaus	27	GK	4	2	120.00	50.00	48	6	42	87.50	3.00	37.50	2	1	0.00	0	0	0	0	0
HEISS Joseph	30	GK	4	2	119.20	49.72	45	5	40	88.89	2.51	27.88	2	0	0.00	0	0	0	0	0

Players by Team RUS

Including Game No.:23

Family & Surname	No	Po	GP	PI	G	A1	A2	PTS	S	SG%	SSG	SSP	SPG	PPG	SHG	GWG	GTG	GAP	PIM	AVG	2	5	10	GMP	DAC	BCH	SCH	BBL	BAC	SBL	PRE	PCL	LOP	PAP	POP	NEP	+/-	FO+	FO-	FO%
BEREZIN Serge	29	RW	4	4	2	1	0	3	25	8.00	16	5	2	1	0	0	0	0	2	.50	1	0	0	0	12	2	0	3	1	0	5	1	0	0	7	0	7	1	2	33.33
BEZUKLADNIKOV Vjat	27	LW	4	4	1	1	0	2	8	12.50	6	1	0	0	0	0	0	0	2	.50	1	0	0	0	9	3	2	1	1	0	3	1	0	2	4	1	3	26	25	50.98
KOVALENKO Andrei	26	LW	4	4	2	2	3	7	18	11.11	8	3	5	1	0	1	0	0	2	.50	1	0	0	0	16	1	2	2	4	3	4	1	1	0	12	1	11	5	5	50.00
TSYPLAKOV Yuri	25	LW	4	4	1	0	1	2	9	11.11	7	0	1	0	0	0	0	1	8	2.00	4	0	0	0	8	1	0	0	0	0	6	1	0	0	6	0	6	28	42	40.00
NIKOLISHIN Andrei	24	LW	4	4	0	0	0	0	11	0.00	8	1	2	0	0	0	0	0	4	1.00	2	0	0	0	17	1	3	3	4	0	3	3	0	0	7	2	5	9	10	47.37
BURE Valeri	23	LW	4	4	3	0	0	3	18	16.67	9	2	4	1	0	0	0	0	2	.50	1	0	0	0	7	2	1	2	1	0	1	1	1	0	9	0	9	0	1	0.00
YASHIN Alexei	19	RW	4	3	1	2	0	3	4	25.00	1	0	2	0	0	0	0	0	8	2.67	4	0	0	0	9	1	1	1	0	0	7	0	1	0	5	2	3	12	12	50.00
EMELIN Anatoli	15	LW	4	4	2	0	0	2	15	13.33	8	1	4	0	0	0	0	0	6	1.50	3	0	0	0	10	0	3	0	1	0	5	1	0	0	5	2	3	0	0	0.00
KAMENSKY Valeri	13	RW	4	4	4	4	1	9	29	13.79	11	6	8	1	0	0	0	0	0	0.00	0	0	0	0	16	0	3	0	5	1	7	1	0	1	13	1	12	1	4	20.00
GORBATCHEV Eduard	12	LW	4	2	1	0	0	1	5	20.00	2	1	1	1	0	0	0	0	4	2.00	2	0	0	0	3	0	0	0	1	1	2	0	1	0	3	1	2	0	3	0.00
FEDULOV Igor	11	LW	4	4	4	2	2	8	16	25.00	9	2	1	2	0	0	0	0	2	.50	1	0	0	0	13	0	2	2	3	0	4	3	1	0	11	0	11	33	27	55.00
ULANOW Igor	28	LD	4	4	1	0	0	1	11	9.09	5	3	2	0	0	0	0	0	8	2.00	4	0	0	0	35	14	3	6	0	1	10	4	2	1	5	3	2	0	0	0.00
SHENDELEV Sergei	22	LD	4	4	1	1	0	2	13	7.69	7	3	2	0	0	0	0	0	2	.50	1	0	0	0	27	2	3	7	0	2	9	6	2	0	13	2	11	0	0	0.00
FROLOV Dmitri	8	LD	4	4	0	1	0	1	5	0.00	2	2	1	0	0	0	0	0	0	0.00	0	0	0	0	17	4	3	5	0	0	5	2	2	0	5	1	4	0	0	0.00
BJAKIN Ilja	6	LD	4	4	2	2	0	4	20	10.00	10	4	4	0	1	2	0	0	2	.50	1	0	0	0	16	1	6	5	0	0	10	1	3	4	9	0	9	0	0	0.00
SMIRNOV Alexandr	5	LD	4	4	1	1	1	3	11	9.09	3	5	2	0	0	0	0	0	2	.50	1	0	0	0	9	1	3	2	0	0	5	4	4	2	8	1	7	0	0	0.00
ZITNIK Alexei	4	LD	4	4	1	0	0	1	29	3.45	16	7	5	0	0	1	0	0	8	2.00	4	0	0	0	26	12	5	5	0	0	9	1	2	4	6	1	5	0	0	0.00
YUSHKEVICH Dmitri	2	RD	4	4	1	1	1	3	13	7.69	7	2	3	0	0	0	0	0	8	2.00	4	0	0	0	29	5	8	5	0	0	7	5	1	0	10	1	9	0	0	0.00
SHIRGAZIEV Albert	30	GK	4	2	0	0	0	0	0	0.00	0	0	0	0	0	0	0	0	0	0.00	0	0	0	0	1	0	0	0	0	0	0	1	0	0	1	0	1	0	0	0.00
IVANNIKOV Valeri	20	GK	4	1	0	0	0	0	0	0.00	0	0	0	0	0	0	0	0	0	0.00	0	0	0	0	0	0	0	0	0	0	0	0	0	0	4	2	2	0	0	0.00
SHTALENKOV Mikhail	1	GK	4	4	0	0	0	0	0	0.00	0	0	0	0	0	0	0	0	0	0.00	0	0	0	0	3	0	0	0	0	0	1	2	0	0	23	2	21	0	0	0.00
SOROKIN Sergei	32	RD	4	3	0	0	0	0	9	0.00	7	0	2	0	0	0	0	0	4	1.33	2	0	0	0	10	1	1	1	1	0	0	6	0	0	1	0	1	1	3	25.00

Family & Surname	No	Po	GP	PI	MIP	MPI%	SOG	GA	SVS	SVS%	GAA	GKC	SHGA	SO	AVG	2	5	10	GMP	GAP
SHIRGAZIEV Albert	30	GK	4	2	22.32	9.39	6	0	6	100.00	0.00	0.00	0	2	0.00	0	0	0	0	0
IVANNIKOV Valeri	20	GK	4	1	20.00	8.33	8	2	6	75.00	6.00	150.00	0	0	0.00	0	0	0	0	0
SHTALENKOV Mikhail	1	GK	4	4	196.88	82.28	79	2	77	97.47	.61	1.54	1	2	0.00	0	0	0	0	0



C.O.N.I.





ICEHOCKEY WORLD CHAMPIONSHIP / POOL - A / BOLZANO/BOZEN - VAL DI FASSA - MILANO / ITALIA - 25.04. - 08.05.1994

Date: 30. 4.94 Start:20:00 End:22:15 Place:Bolzano-Bozen Game Nr.: 22 Page 1 of 1

Team A: CAN

Family & Given Name	Nr	Pos	P	G	Time	S	A1	A2	GS	Positive Part A						Negative Part B						PENALTIES Time	Nr	Min	Offence	Start	End
RANFORD Bill	30	GK	N	1	0.20	10	18		EQ	31	10	18	9	33	3	30	16	13	5	6	2	18.27	25	2	HOOK	18.27	20.27
FISET Stephane	31	*GK	Y	2	10.35	18	27	28	PP	31	18	27	28	7	14	30	11	3	27	17		40.13	33	2	ROUGH	40.13	42.13
DOLLAS Bobby	2	LD	Y	3	11.51	9			EQ	31	9	25	2	10	11	30	19	22	18	9	7	45.46	9	2	ROUGH	45.46	47.46
BERGEVIN Marc	3	*LD	Y	4	12.41	19			EQ	31	19	8	22	4	16	30	21	7	13	2	16	47.05	2	2	HOOK	47.05	49.05
BLAKE Rob A	4	RD	Y	5	22.25	16	19		EQ	31	16	19	2	25	8	30	11	17	22	10	18						
ARNOTT Jason	7	CE	Y	6	34.17	9	10		EQ	31	9	10	25	11	2	30	22	14	18	9	4						
SANDERSON Geoff	8	CE	Y	7	37.36	23	20	2	EQ	31	23	20	2	17	22	1	27	14	19	9	3						
CORSON Shayne	9	*RW	Y	8	39.36	17	23		PP	31	17	23	33	20	25	1	10	5	24	27							
RICCI Mike A	10	*CE	Y																								
BUCHBERGER Kelly	11	RW	Y																								
SHANAHAN Brendan	14	LW	Y																								
VERBEEK Pat	16	RW	Y																								
BRIND-AMOUR Rod	17	CE	Y																								
EMERSON Nelson	18	*CE	Y																								
SAKIC Joe	19	CE	Y																								
ROBITAILLE Luc C	20	LW	Y																								
RICHARDSON Luke	22	LD	Y																								
THOMAS Steve	23	RW	Y																								
SYDOR Darryl	25	LD	Y																								
KARIYA Paul	27	LW	Y																								
DUCHESNE Steve	28	RD	Y																								
RACINE Yves	33	*LD	Y																								

Coach:KINGSTON George Coach:RENNEY Tom Manager:SATHER Glen

Team B: GBR

Family & Given Name	Nr	Pos	P	G	Time	S	A1	A2	GS	Positive Part B						Negative Part A						PENALTIES Time	Nr	Min	Offence	Start	End
MC CRONE John	1	GK	Y	1	14.38	13	10		SH	30	13	10	6	5		31	7	14	4	19	27	9.33	7	2	HOLD	9.33	10.35
MC KAY Martin	30	*GK	Y	2	59.45	17	11		EQ	1	17	11	10	21	6	31	19	22	16	8	28	14.25	27	2	HOLD	14.25	16.25
CHINN Nicholas	2	*LW	Y																			27.40	27	2	HOLD	27.40	29.40
O'CONNER Michael A	3	LD	Y																			30.36	17	2	HOOK	30.36	32.36
CRANSTON Tim	4	CE	Y																			34.45	21	2	HOLD	34.45	36.45
COOPER Stephen A	5	*LD	Y																			38.40	6	2	HOOK	38.40	39.36
HOPE Shannon	6	*LD	Y																			51.13	7	2	HOLD	51.13	53.13
COTE Matthew	7	RW	Y																								
HAND Anthony	9	RW	Y																								
MC EWEN Douglas	10	CE	Y																								
PERA Richard	11	CE	Y																								
BREBENT Richard	13	*CE	Y																								
SCOTT Patrick	14	CE	Y																								
COOPER Ian	16	*LW	Y																								
CONWAY Kevin	17	RW	Y																								
MASON Brian	18	RD	Y																								
MORRISON Scott	19	CE	Y																								
KRILLAND Christopher C	21	LD	Y																								
KURTENBACH Terry	22	RD	Y																								
MORRIS Frank	24	CE	Y																								
LONGSTAFF David	25	RW	Y																								
MALO Andre	27	LD	Y																								

Coach:DAMPIER Alex Coach:JOHNSON Peter Manager:TOEMAN Nico

Game Summary

P	GF:GA	SSG	SSP	SPG	SOG	S	PIM	TPP	PPG	SHG	PO+	DAC
1	4:1	11:9	3:4	2:4	15:10	20:18	2:4	3.02:1.33	1:0	0:1	19:6	16:13
2	4:0	11:4	3:2	9:0	15:4	27:6	0:8	6.56:0.27	1:0	0:0	13:9	11:18
3	0:1	5:8	5:3	5:0	5:9	15:12	6:2	2.00:5.19	0:0	0:0	11:7	26:13
SU	8:2	27:21	11:9	16:4	35:23	62:36	8:14	11.58:7.19	2:0	0:1	43:22	53:44

Goalkeepers Record

Time	GKA	GKB	BNG	A	MIP	B	MIP
0.00	31	30		31	60.00	30	37.12
37.12		1		30	0.00	1	22.48

Referee	Linesman	Linesman	Goaljudge	Goaljudge	Game-TKP	Pen-TKP	Off.Scorer	Spect.
Rajthar, F.	Benoit, J.-C.	Norrman, P.	Pisoni	Mase	Pannetta	Mariz	Guichardaz	6130

Gestetner

Gestetner

GBR **GK 30**

10
19 18 9

GK 1

Date: 94. 4.30 **Game No: 22** **Period: 1**

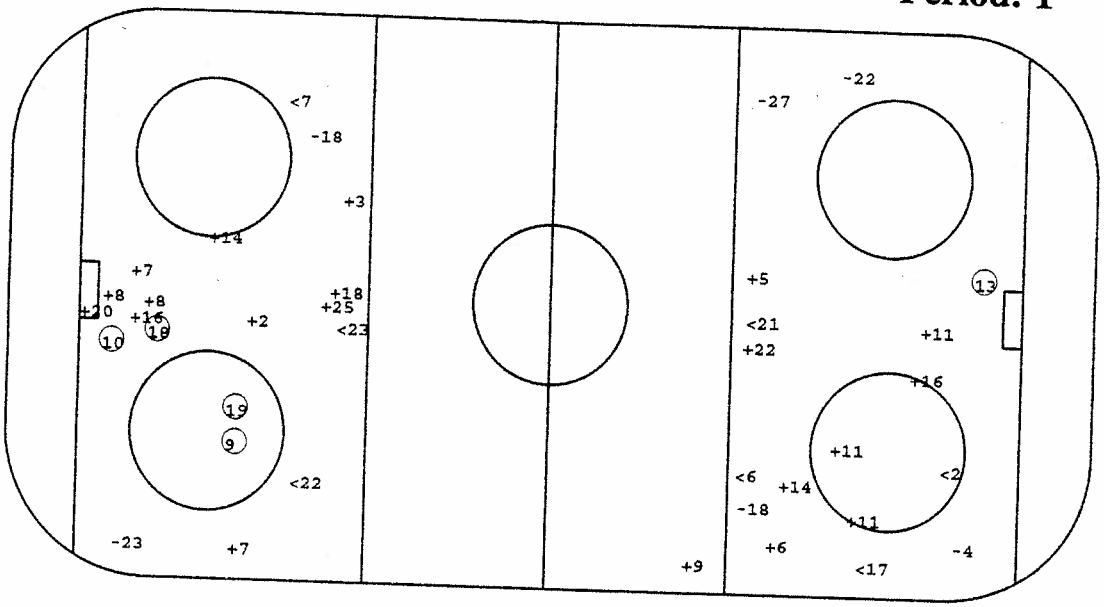

CAN **GK 31**

13

GK 30

O Goal +SSG <SSP -SPG

Face - Offs

DZ	MZ	AZ
- 9	-11	- 4
19	11	- 4
-11	-16	19
- 4	-13	-19
19	-11	-19
13	- 4	-13
-11	-13	-11
	-11	
	13	
	- 4	
	-13	

Defense Activity

Team	BCH	SCH	BBL	SBL	BAC	PRE	PCL	-LOP	-PAP
GBR		10	6 4		11	22 25	21 17 2 22 11 13 17 24 7 17 11	2	6 17 30
CAN	7 4 7 33 11	14 20 17	22 25	22	8 8 9	8 28 28 23 9		3 27	28

Face - Offs

AZ	MZ	DZ
19	10	19
-17	-10	19
10	7	-17
9	7	17
-19	7	19
-17	10	19
7	19	14
	17	
	-17	
	10	
	10	

GK GoalKeeper
SSG Shot Saved by GK
SSP Shot Saved by def.Player

SPG Shot Past Goal
DZ Defence Zone
MZ Middle Zone

AZ Attack Zone
BCH BodyCHeck
SCH Stick Contact Check

BBL BodyBLock
SBL ShotBLock
BAC BAck Checking

PRE Puck REcovery
PCL Puck CLearing
LOP Loss Of Puck

PAP Play Away from Puck

Gestetner

CAN **GK 31**

GK 30

Date: 94. 4.30 **Game No: 22** **Period: 2**

GBR **GK 30**

16

9

GK 1

23 17

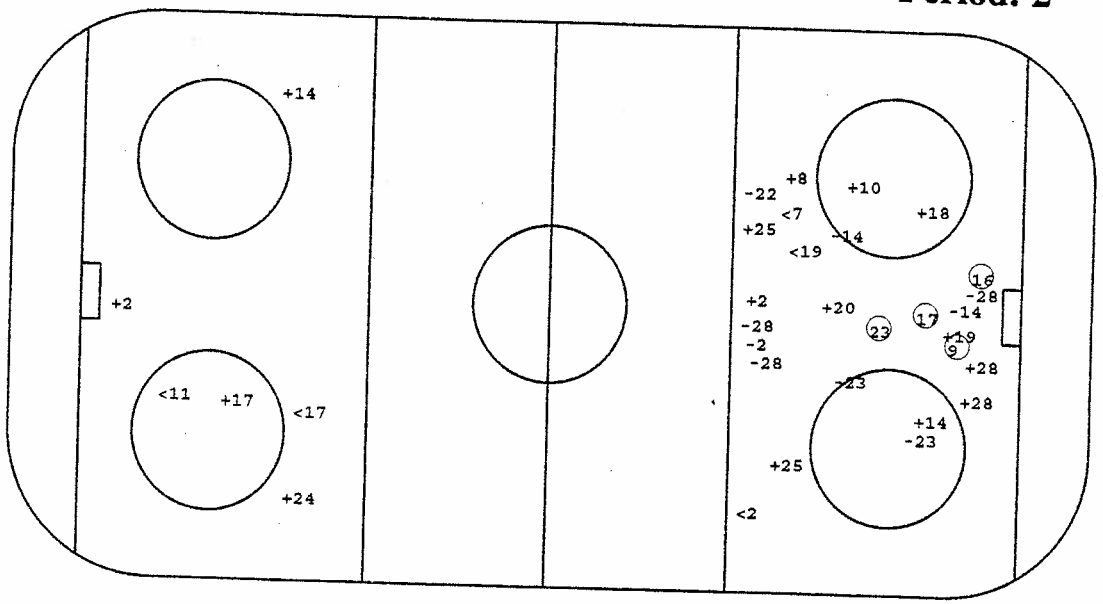

○ Goal +SSG <SSP -SPG

Face - Offs

DZ	MZ	AZ
10	9	-17
4	9	-10
	9	7
	-17	17
	- 7	-17
	- 7	10
	17	7
	17	- 7
	17	-17
		10
		-10

Defense Activity

Team	BCH	SCH	BBL	SBL	BAC	PRE	PCL	-LOP	-PAP
CAN	33	33	33		17	19	8	8	3
	33	8	22		20	28		28	
		20				8			
						28			
GBR		11	7	10	13	19	13 5	3	18
		11	19	7		9	5 11		18
		5	4				5		5
			13				6		9
			18				24		6
			3				3		10
			3				16		
							6		

Face - Offs

AZ	MZ	DZ
-19	-13	4
-17	-10	19
	-10	-13
	13	- 4
	4	4
	4	-13
	-13	-11
	-10	13
	- 4	9
		-11
		11

GK GoalKeeper
SSG Shot Saved by GK
SSP Shot Saved by def.Player

SPG Shot Past Goal
DZ Defence Zone
MZ Middle Zone

AZ Attack Zone
BCH BodyCHeck
SCH Stick Contact Check

BBL BodyBLock
SBL ShotBLock
BAC BAck Checking

PRE Puck REcovery
PCL Puck CLearing
LOP Loss Of Puck

PAP Play Away from Puck

Gestetner

GBR **GK 30**

GK 1

Date: 94. 4.30 **Game No: 22** **Period: 3**

CAN **GK 31**

17

GK 30

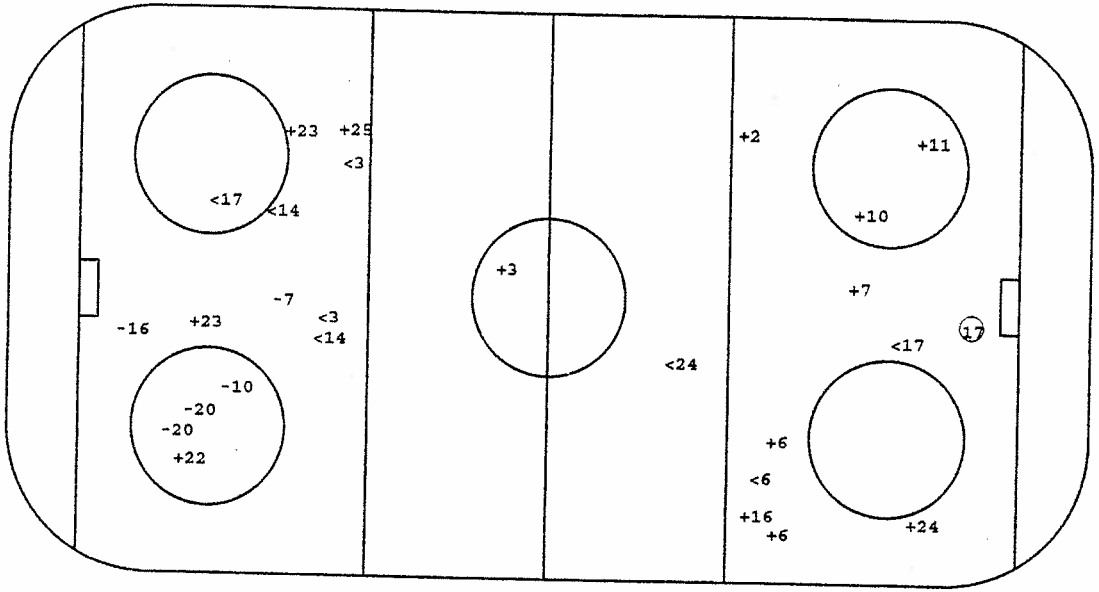

O Goal +SSG <SSP -SPG

Face - Offs

DZ	MZ	AZ
-13	13	13
- 4	11	19
11	- 4	4
- 4	-11	-11
-14	-13	
-11	- 9	
	13	
	- 4	

Defense Activity

Team	BCH	SCH	BBL	SBL	BAC	PRE	PCL	-LOP	-PAP
GBR		11	7	3	11	14	6	5	21
		22	24		7	16	14	24	
			14				5	18	
			21				4		
							14		
							6		
CAN	22	28	22		14	2	25		
	11	31	3			9	10		
		17	3			3	28		
		33	33			17	25		
			27			9	3		
						9	10		
						8	3		

Face - Offs

AZ	MZ	DZ
10	-10	- 9
17	-19	-17
- 9	18	-18
9	10	7
17	19	
19	10	
	- 7	
	7	

GK GoalKeeper
SSG Shot Saved by GK
SSP Shot Saved by def.Player

SPG Shot Past Goal
DZ Defence Zone
MZ Middle Zone

AZ Attack Zone
BCH BodyCHeck
SCH Stick Contact Check

BBL BodyBLock
SBL ShotBLock
BAC BAck Checking

PRE Puck REcovery
PCL Puck CLearing
LOP Loss Of Puck

PAP Play Away from Puck

Players by Team CAN

Including Game No.:23

Family & Surname	No	Po	GP	PI	G	A1	A2	PTS	S	SG%	SSG	SSP	SPG	PPG	SHG	GWG	GTG	GAP	PIM	AVG	2	5	10	GMP	DAC	BCH	SCH	BBL	BAC	SBL	PRE	PCL	LOP	PAP	POP	NEP	+/-	FO+	FO-	FO%
SAKIC Joe	19	CE	4	4	2	1	0	3	9	22.22	3	2	2	1	0	0	0	0	0	0.00	0	0	0	0	8	0	0	1	0	0	5	2	0	0	4	3	1	26	17	60.47
SYDOR Darryl	25	LD	4	4	0	0	0	0	17	0.00	12	3	2	0	0	0	0	0	2	.50	1	0	0	0	20	2	3	7	0	0	5	3	0	0	8	2	6	0	0	0.00
SANDERSON Geoff	8	CE	4	4	2	1	0	3	20	10.00	12	3	3	0	0	1	0	0	6	1.50	3	0	0	0	11	0	2	2	4	0	6	1	1	3	5	2	3	1	1	50.00
ROBITAILLE Luc	20	LW	4	4	0	2	0	2	12	0.00	6	0	6	0	0	0	0	0	2	.50	1	0	0	0	9	1	2	1	1	0	1	3	0	0	4	1	3	0	0	0.00
RICHARDSON Luke	22	LD	4	4	0	0	1	1	9	0.00	3	3	3	0	0	0	0	0	0	0.00	0	0	0	0	15	3	1	7	0	2	2	3	2	1	6	2	4	0	0	0.00
RICCI Mike	10	CE	4	4	2	1	0	3	8	25.00	4	1	1	0	0	0	0	0	2	.50	1	0	0	0	14	2	2	3	0	2	3	2	0	0	6	1	5	47	23	67.14
RANFORD Bill	30	GK	4	2	0	0	0	0	0	0.00	0	0	0	0	0	0	0	0	0	0.00	0	0	0	0	0	0	0	0	0	0	0	0	0	0	7	3	4	0	0	0.00
RACINE Yves	33	LD	4	4	1	2	0	3	13	7.69	4	6	2	1	0	0	0	0	6	1.50	3	0	0	0	21	4	5	7	0	0	4	4	2	1	7	1	6	0	0	0.00
KARIYA Paul	27	LW	4	4	3	4	1	8	8	37.50	3	0	2	0	0	0	0	0	2	.50	1	0	0	0	9	0	0	2	3	0	4	2	2	0	9	1	8	0	0	0.00
FISET Stephane	31	GK	4	2	0	0	0	0	0	0.00	0	0	0	0	0	0	0	0	0	0.00	0	0	0	0	2	0	1	0	0	0	0	1	0	0	14	3	11	0	0	0.00
EMERSON Nelson	18	CE	4	4	2	1	0	3	10	20.00	5	1	2	1	0	1	0	0	0	0.00	0	0	0	0	11	1	1	0	6	1	3	0	1	0	4	1	3	2	3	40.00
DOLLAS Bobby	2	LD	4	4	0	0	1	1	12	0.00	7	2	3	0	0	0	0	0	4	1.00	2	0	0	0	16	1	3	6	0	2	2	2	0	0	8	0	8	0	0	0.00
CORSON Shayne	9	RW	4	3	2	0	0	2	7	28.57	5	0	0	0	0	1	0	0	4	1.33	2	0	0	0	12	1	1	3	1	0	6	0	0	0	3	0	3	6	3	66.67
BUCHBERGER Kelly	11	RW	4	4	0	0	0	0	7	0.00	3	1	3	0	0	0	0	1	6	1.50	3	0	0	0	18	3	0	4	2	1	2	6	0	0	5	1	4	2	0	100.00
BRIND-AMOUR Rod	17	CE	4	4	2	0	1	3	6	33.33	2	1	1	1	0	0	0	0	0	0.00	0	0	0	0	23	2	5	3	4	1	7	3	2	0	5	1	4	27	23	54.00
BLAKE Rob	4	RD	4	4	0	1	1	2	19	0.00	9	7	3	0	0	0	0	1	2	.50	1	0	0	0	19	7	1	7	0	1	2	4	2	1	4	2	2	1	0	100.00
BERGEVIN Marc	3	LD	4	4	0	0	0	0	10	0.00	6	2	2	0	0	0	0	1	2	.50	1	0	0	0	14	3	2	4	0	0	6	2	1	2	5	1	4	0	0	0.00
ARNOTT Jason	7	CE	4	4	0	3	0	3	13	0.00	9	3	1	0	0	0	0	0	4	1.00	2	0	0	0	19	6	2	2	6	0	4	0	1	0	9	1	8	38	32	54.29
VERBEEK Pat	16	RW	4	4	1	1	0	2	9	11.11	6	0	2	0	0	0	0	0	2	.50	1	0	0	0	13	1	2	1	1	0	7	1	0	0	5	2	3	0	0	0.00
SHANAHAN Brendan	14	LW	4	2	3	0	0	3	13	23.08	6	2	2	1	0	1	0	0	4	2.00	2	0	0	0	3	0	1	0	1	0	2	1	1	1	4	2	2	2	4	33.33
DUCHESNE Steve	28	RD	4	2	0	0	1	1	8	0.00	2	1	5	0	0	0	0	0	0	0.00	0	0	0	0	12	4	1	1	0	0	5	4	2	1	2	3	-1	0	0	0.00
THOMAS Steve	23	RW	4	2	1	1	0	2	9	11.11	4	1	3	0	0	0	0	0	0	0.00	0	0	0	0	3	1	0	1	1	0	1	0	1	0	2	0	2	0	0	0.00

Family & Surname	No	Po	GP	PI	MIP	MPI%	SOG	GA	SVS	SVS%	GAA	GKC	SHGA	SO	AVG	2	5	10	GMP	GAP
RANFORD Bill	30	GK	4	2	120.00	50.00	55	3	52	94.55	1.50	8.17	3	0	0.00	0	0	0	0	0
FISET Stephane	31	GK	4	2	120.00	50.00	48	3	45	93.75	1.50	9.37	0	0	0.00	0	0	0	0	0

Players by Team GBR

Including Game No.:23

Family & Surname	No	Po	GP	PI	G	A1	A2	PTS	S	SG%	SSG	SSP	SPG	PPG	SHG	GWG	GTG	GAP	PIM	AVG	2	5	10	GMP	DAC	BCH	SCH	BBL	BAC	SBL	PRE	PCL	LOP	PAP	POP	NEP	+/-	FO+	FO-	FO%
COTE Matthew	7	RW	4	4	0	0	0	0	9	0.00	5	3	1	0	0	0	0	2	6	1.50	3	0	0	0	33	8	0	8	1	8	4	7	0	3	1	8	-7	2	0	100.00
O'CONNER Michael	3	LD	4	4	0	0	0	0	2	0.00	0	1	1	0	0	0	0	0	4	1.00	2	0	0	0	14	6	0	4	0	1	1	5	1	2	1	8	-7	0	0	0.00
MC CRONE John	1	GK	4	2	0	0	0	0	0	0.00	0	0	0	0	0	0	0	0	0	0.00	0	0	0	0	0	0	0	0	0	0	0	0	0	0	4	14	-10	0	0	0.00
MASON Brian	18	RD	4	4	0	0	0	0	5	0.00	2	1	2	0	0	0	0	0	0	0.00	0	0	0	0	14	3	4	4	0	1	3	4	2	3	2	7	-5	0	0	0.00
MC EWEN Douglas	10	CE	4	4	1	1	0	2	10	10.00	5	2	2	1	0	0	0	0	0	0.00	0	0	0	0	25	5	2	1	2	3	10	5	0	3	3	12	-9	3	3	50.00
COOPER Stephen	5	LD	4	4	0	0	0	0	10	0.00	5	4	1	0	0	0	0	0	0	0.00	0	0	0	0	40	9	7	7	1	2	9	14	2	7	3	10	-7	0	0	0.00
MC KAY Martin	30	GK	4	3	0	0	0	0	0	0.00	0	0	0	0	0	0	0	1	2	.67	1	0	0	0	0	0	1	0	0	0	0	0	1	1	1	14	-13	0	0	0.00
KELLAND Christophe	21	LD	4	4	0	0	0	0	3	0.00	1	2	0	0	0	0	0	1	6	1.50	3	0	0	0	8	1	0	4	0	2	1	2	1	1	1	8	-7	0	1	0.00
MALO Andre	27	LD	4	4	0	0	0	0	5	0.00	3	1	1	0	0	0	0	0	8	2.00	4	0	0	0	25	5	4	5	0	0	1	11	0	1	0	8	-8	0	1	0.00
HANSON Moray	29	GK	4	1	0	0	0	0	0	0.00	0	0	0	0	0	0	0	0	0	0.00	0	0	0	0	0	0	0	0	0	0	0	0	0	0	2	6	-4	0	0	0.00
MORRIS Frank	24	CE	4	4	0	0	0	0	13	0.00	11	1	1	0	0	0	0	1	6	1.50	3	0	0	0	35	4	0	6	8	4	10	5	2	0	2	9	-7	2	4	33.33
HOPE Shannon	6	LD	4	4	0	0	0	0	13	0.00	6	6	1	0	0	0	0	3	12	3.00	6	0	0	0	17	5	3	4	0	3	2	7	2	5	3	7	-4	0	2	0.00
CONWAY Kevin	17	RW	4	4	2	1	0	3	11	18.18	6	3	0	0	0	0	0	1	6	1.50	3	0	0	0	11	0	2	1	2	0	3	5	1	1	4	4	0	0	1	0.00
SCOTT Patrick	14	CE	4	4	2	0	0	2	8	25.00	5	1	0	0	1	0	0	0	0	0.00	0	0	0	0	16	0	1	4	4	0	8	2	2	1	3	9	-6	6	2	75.00
CRANSTON Tim	4	CE	4	4	0	0	0	0	7	0.00	4	0	3	0	0	0	0	1	4	1.00	2	0	0	0	28	2	3	9	7	0	4	4	0	1	0	10	-10	20	25	44.44
HAND Anthony	9	RW	4	4	0	0	0	0	3	0.00	3	0	0	0	0	0	0	0	0	0.00	0	0	0	0	13	0	1	1	0	1	8	7	2	3	0	10	-10	4	9	30.77
CHINN Nicholas	2	LW	4	4	0	0	0	0	5	0.00	3	1	1	0	0	0	0	1	2	.50	1	0	0	0	18	10	1	0	4	0	2	2	1	0	1	7	-6	0	0	0.00
COOPER Ian	16	LW	4	4	0	0	0	0	8	0.00	6	1	1	0	0	0	0	0	2	.50	1	0	0	0	21	4	2	1	2	1	7	6	1	1	0	8	-8	0	3	0.00
KURTENBACH Terry	22	RD	4	4	1	1	0	2	6	16.67	3	0	2	0	0	0	0	1	2	.50	1	0	0	0	26	3	3	4	2	1	8	7	1	1	2	6	-4	0	0	0.00
MORRISON Scott	19	CE	4	4	0	1	0	1	2	0.00	2	0	0	0	0	0	0	0	4	1.00	2	0	0	0	15	3	2	3	3	0	2	2	0	0	2	6	-4	15	18	45.45
LONGSTAFF David	25	RW	4	4	0	0	0	0	1	0.00	1	0	0	0	0	0	0	0	4	1.00	2	0	0	0	10	5	1	0	1	0	2	1	0	0	0	4	-4	0	0	0.00
FERA Richard	11	CE	4	4	0	2	0	2	14	0.00	11	2	1	0	0	0	0	1	4	1.00	2	0	0	0	24	3	6	1	3	0	4	8	1	0	3	4	-1	32	36	47.06
BREBENT Richard	13	CE	4	4	1	0	0	1	10	10.00	6	0	3	0	1	0	0	0	6	1.50	3	0	0	0	27	6	2	5	4	1	4	6	0	1	2	11	-9	25	39	39.06

Family & Surname	No	Po	GP	PI	MIP	MPI%	SOG	GA	SVS	SVS%	GAA	GKC	SHGA	SO	AVG	2	5	10	GMP	GAP
MC CRONE John	1	GK	4	2	82.48	34.50	64	14	50	78.13	10.14	221.76	3	0	0.00	0	0	0	0	0
MC KAY Martin	30	GK	4	3	117.12	48.83	60	14	46	76.67	7.17	167.27	4	0	.67	1	0	0	0	1
HANSON Moray	29	GK	4	1	40.00	16.67	15	6	9	60.00	9.00	360.00	2	0	0.00	0	0	0	0	0

Team Standings

Including Game 23

Game Results Group A

	CAN	RUS	GER	AUT	ITA	GBR
CAN			3:2	6:1	4:1	8:2
RUS			6:0	4:1	7:0	12:3
GER	2:3	0:6		2:2		4:0
AUT	1:6	1:4	2:2			
ITA	1:4	0:7				10:2
GBR	2:8	3:12	0:4		2:10	

Game Results Group B

	SWE	FIN	USA	CZE	FRA	NOR
SWE		3:5	6:2		6:0	3:3
FIN	5:3			4:4	8:1	5:1
USA	2:6			5:3	5:1	7:2
CZE		4:4	3:5		5:2	2:2
FRA	0:6	1:8	1:5	2:5		
NOR	3:3	1:5	2:7	2:2		

Standing Group A

	GP	W	T	L	GF:GA	Pts
1. RUS	4	4	0	0	29:4	8
2. CAN	4	4	0	0	21:6	8
3. GER	4	1	1	2	8:11	3
4. ITA	3	1	0	2	11:13	2
5. AUT	3	0	1	2	4:12	1
6. GBR	4	0	0	4	7:34	0

Standing Group B

	GP	W	T	L	GF:GA	Pts
1. FIN	4	3	1	0	22:9	7
2. USA	4	3	0	1	19:12	6
3. SWE	4	2	1	1	18:10	5
4. CZE	4	1	2	1	14:13	4
5. NOR	4	0	2	2	8:17	2
6. FRA	4	0	0	4	4:24	0

Play Off Quarter Final

Game No. 31	A2 - B3
Game No. 32	B2 - A3
Game No. 33	A1 - B4
Game No. 34	B1 - A4

Play Off Relegation

Game No. 35	A6 - B6
Game No. 36	
Relegation	

Play Off Semi Final

Game No. 37	W31 - W34
Game No. 38	W32 - W33

Play Off Final

Final	W36 - W37
3./4. Place	L36 - L37

Gestetner

Team Statistics

Including Game 23

Scoring Efficiency

	GP	GF	SSG	SSP	SPG	S	SG%	R
CAN	4	21	111	39	48	219	9.59	4
SWE	4	18	127	40	36	221	8.14	6
RUS	4	29	142	48	51	270	10.74	2
FIN	4	22	107	37	33	199	11.06	1
GER	4	8	110	46	56	220	3.64	11
USA	4	19	91	39	29	178	10.67	3
CZE	4	14	159	35	54	262	5.34	8
AUT	3	4	66	19	18	107	3.74	10
FRA	4	4	68	22	37	131	3.05	12
ITA	3	11	51	25	33	120	9.17	5
NOR	4	8	72	22	22	124	6.45	7
GBR	4	7	88	29	21	145	4.83	9

Fair Play Cup

2	5	10	GMP	PIM	AVG	R
24	0	0	0	48	12.00	3
18	1	1	1	71	17.75	*GMP*
38	0	0	0	76	19.00	8
23	0	0	0	46	11.50	2
25	0	0	1	70	17.50	*GMP*
32	0	0	0	64	16.00	6
13	0	0	0	26	6.50	1
23	0	0	0	46	15.33	5
27	0	1	0	64	16.00	7
30	0	0	0	60	20.00	10
24	0	0	0	48	12.00	3
39	0	0	0	78	19.50	9

Face Offs

+:-	FO%	R
152:106	58.91	1
127:133	48.85	8
116:134	46.40	10
137:135	50.37	5
136:110	55.28	3
153:131	53.87	4
136:150	47.55	9
67:107	38.51	12
126:128	49.61	7
109:87	55.61	2
142:144	49.65	6
109:144	43.08	11

Power Play

	GP	TPP	PPGF	PP%	M:S	PPGA	R
CAN	4	41.51	5	23.89	8.22	1	4
SWE	4	35.27	4	22.57	8.52	0	7
RUS	4	41.37	7	33.64	5.57	0	2
FIN	4	27.18	4	29.30	6.50	1	3
GER	4	63.51	5	15.66	12.46	0	9
USA	4	24.08	5	41.44	4.50	2	1
CZE	4	33.56	4	23.58	8.29	0	5
AUT	3	23.06	2	17.32	11.33	0	8
FRA	4	26.21	1	7.59	26.21	0	10
ITA	3	35.00	4	22.86	8.45	2	6
NOR	4	29.07	1	6.87	29.07	0	11
GBR	4	34.57	1	5.72	34.57	0	12

Short Hand

TSH	SHGA	PK%	M:S	SHGF	R
36.44	3	83.67	12.15	0	6
26.43	1	92.51	26.43	2	3
49.52	1	95.99	49.52	1	1
33.36	3	82.14	11.12	0	7
29.07	4	72.52	7.17	0	8
39.56	2	89.98	19.58	0	4
15.14	1	86.87	15.14	0	5
38.05	1	94.75	38.05	0	2
35.43	5	72.00	7.09	0	9
36.44	6	67.33	6.07	0	10
25.05	7	44.19	3.35	1	12
49.50	9	63.88	5.32	2	11

Spectators

Tot	AVG	R
19930	4982	2
5550	1387	9
16130	4032	4
6850	1712	7
23860	5965	1
3750	937	12
5350	1337	10
10700	3566	6
4200	1050	11
14570	4856	3
6400	1600	8
14730	3682	5

Goalkeeping

	GP	GA	SVS	SOG	SVS%	GAA	SO	ENG	GKC	R
CAN	4	6	97	103	94.17	1.50	0	0	8.74	2
SWE	4	10	78	88	88.64	2.50	1	0	28.40	5
RUS	4	4	89	93	95.70	1.00	2	1	4.30	1
FIN	4	9	90	99	90.91	2.25	0	0	20.45	3
GER	4	11	82	93	88.17	2.75	1	0	32.53	6
USA	4	12	118	130	90.77	3.00	0	0	27.69	4
CZE	4	13	80	93	86.02	3.25	0	1	45.43	8
AUT	3	12	108	120	90.00	4.00	0	0	40.00	7
FRA	4	24	135	159	84.91	6.00	0	0	90.54	11
ITA	3	13	89	102	87.25	4.33	0	0	55.20	10
NOR	4	17	122	139	87.77	4.25	0	0	51.97	9
GBR	4	34	105	139	75.54	8.50	0	0	207.91	12

Defensive Activity

BCH	SCH	BBL	SBL	BAC	PRE	PCL	-LOP	-PAP	DAC	R
42	35	62	10	30	77	44	18	10	272	6
13	22	75	18	6	33	19	14	40	132	12
51	49	50	8	22	103	45	21	14	293	4
39	37	74	26	11	45	43	19	23	233	7
45	34	67	14	36	113	71	20	14	346	2
28	42	100	39	4	32	36	26	41	214	9
22	34	91	32	6	36	40	44	32	185	11
31	40	65	18	39	90	90	17	17	339	3
21	64	87	31	17	40	34	46	59	189	10
32	41	34	13	26	70	69	21	33	231	8
26	50	96	39	3	34	86	23	35	276	5
82	45	72	28	44	93	110	19	35	420	1

Spectators

Place	Total	Min	Max	AVG
Val di Fassa	16050	0	2950	1337
Bolzano-Bozen	49960	1200	7160	4541
TOTAL	66010			

Gestetner

Defensive Activity

Including Game No.:23

#	Family & Surname	Team	No	Po	GP	PI	G	A1	A2	PTS	DAC	BCH	SCH	BBL	SBL	PRE	PCL	LOP	PAP	PIM	AVG	2	5	IC	GMP	GAP	POP	NEP	+/-	PO+	PO-	FO%
1.	COOPER Stephen	GBR	5	LD	4	4	0	0	0	0	40	9	7	7	2	9	14	2	7	0	0.00	0	0	0	0	0	3	10	-7	0	0	0.00
2.	STRÖMBERG Mika	FIN	26	RD	4	4	1	1	1	3	38	17	4	16	3	2	5	0	5	4	1.00	2	0	0	0	0	8	4	4	0	0	0.00
3.	ULANOW Igor	RUS	28	LD	4	4	1	0	0	1	35	14	3	6	1	10	4	2	1	8	2.00	4	0	0	0	0	5	3	2	0	0	0.00
4.	MEYER Jayson	GER	35	RD	4	4	1	0	0	1	35	2	2	5	1	19	9	1	2	6	1.50	3	0	0	0	0	2	4	-2	0	0	0.00
5.	SALSTEN Petter	NOR	2	RD	4	4	0	0	0	0	35	5	7	13	2	6	8	3	4	0	0.00	0	0	0	0	0	3	7	-4	0	0	0.00
6.	MORRIS Frank	GBR	24	CE	4	4	0	0	0	0	35	4	0	6	4	10	5	2	0	6	1.50	3	0	0	0	1	2	9	-7	2	4	33.33
7.	GULDA Peter	GER	8	LD	4	4	0	2	0	2	34	8	3	6	2	12	4	0	1	2	.50	1	0	0	0	0	4	2	2	0	0	0.00
8.	ANDERSEN BOE Carl	NOR	4	RD	4	4	0	1	0	1	33	6	5	19	2	2	5	1	5	6	1.50	3	0	0	0	1	4	3	1	0	0	0.00
9.	LAUKKANEN Janne	FIN	12	LD	4	4	0	0	0	0	33	8	4	13	5	2	4	1	2	2	.50	1	0	0	0	1	5	3	2	0	0	0.00
10.	COTE Matthew	GBR	7	RW	4	4	0	0	0	0	32	8	0	8	8	4	7	0	3	6	1.50	3	0	0	0	2	1	8	-7	2	0	100.00
11.	HOLAN Milos	CZE	4	LD	4	4	0	2	1	3	30	4	4	20	2	2	2	0	5	6	1.50	3	0	0	0	0	6	5	1	0	0	0.00
12.	HILL Sean	USA	28	LD	4	4	0	0	1	1	30	6	5	8	7	5	6	4	3	2	.50	1	0	0	0	0	3	2	1	0	0	0.00
13.	CHITARRONI Mario	ITA	24	CE	3	3	0	1	0	1	30	5	7	0	1	4	10	0	0	2	.67	1	0	0	0	0	3	6	-3	34	27	55.74
14.	SHEA Michael	AUT	24	RD	3	3	0	0	0	0	30	2	4	10	0	6	9	0	1	0	0.00	0	0	0	0	0	0	1	-1	0	0	0.00
15.	MAYR Jörg	GER	6	RD	4	4	0	0	0	0	30	7	2	6	3	7	8	2	1	2	.50	1	0	0	0	0	2	6	-4	0	0	0.00
16.	YUSHKEVICH Dmitri	RUS	2	RD	4	4	1	1	1	3	29	5	8	5	0	7	5	1	0	8	2.00	4	0	0	0	0	10	1	9	0	0	0.00
17.	JUTILA Timo	FIN	5	RD	4	4	1	1	0	2	28	6	2	9	4	3	6	2	2	0	0.00	0	0	0	0	0	6	2	4	0	0	0.00
18.	DOYLE Robin	AUT	29	CE	3	3	0	0	0	0	28	0	4	4	2	9	5	0	2	2	.67	1	0	0	0	0	1	2	-1	8	18	30.77
19.	CRANSTON Tim	GBR	4	CE	4	4	0	0	0	0	28	3	3	9	0	4	4	0	1	4	1.00	2	0	0	0	1	0	10	-10	20	25	44.44
20.	SHENDELEV Sergei	RUS	22	LD	4	4	1	1	0	2	27	2	3	7	2	9	6	2	0	2	.50	1	0	0	0	0	13	2	11	0	0	0.00
21.	BREBANT Richard	GBR	13	CE	4	4	1	0	0	1	27	6	2	5	1	4	6	0	1	6	1.50	3	0	0	0	0	2	11	-9	25	39	39.06
22.	KURTENBACH Terry	GBR	22	RD	4	4	1	1	0	2	26	3	3	4	1	8	7	1	1	2	.50	1	0	0	0	1	2	6	-4	0	0	0.00
23.	ZITNIK Alexei	RUS	4	LD	4	4	1	0	0	1	26	12	5	5	0	9	1	2	4	8	2.00	4	0	0	0	0	6	1	5	0	0	0.00
24.	GÜNTNER Michael	AUT	32	LD	3	3	0	0	0	0	26	2	5	5	5	4	6	0	1	8	2.67	4	0	0	0	1	3	0	3	0	0	0.00
25.	KIENASS Torsten	GER	3	RD	4	4	0	0	0	0	26	1	4	6	0	5	11	0	1	2	.50	1	0	0	0	0	2	2	0	0	0	0.00
26.	CHAMBERS Shawn	USA	4	LD	4	4	0	1	1	2	25	3	4	12	4	2	5	2	6	4	1.00	2	0	0	0	0	8	6	2	0	0	0.00
27.	PUSNIK Andreas	AUT	7	CE	3	3	0	1	1	2	25	1	2	4	6	7	6	2	0	2	.67	1	0	0	0	0	2	6	-4	27	34	44.26
28.	MC EWEN Douglas	GBR	10	CE	4	4	1	1	0	2	25	5	2	1	3	10	5	0	3	0	0.00	0	0	0	0	0	3	12	-9	3	3	50.00
29.	MALO Andre	GBR	27	LD	4	4	0	0	0	0	25	5	4	5	0	1	11	0	1	8	2.00	4	0	0	0	0	8	8	-8	0	1	0.00
30.	FERA Richard	GBR	11	CE	4	4	0	2	0	2	24	3	6	1	0	4	8	1	0	4	1.00	2	0	0	0	1	3	4	-1	32	36	47.06
31.	BRIND-AMOUR Rod	CAN	17	CE	4	4	2	0	1	3	23	2	5	3	1	7	3	2	0	0	0.00	0	0	0	0	0	5	1	4	27	23	54.00
32.	NEATON Pat	USA	6	LD	4	4	2	0	0	2	23	5	6	10	1	1	2	1	2	6	1.50	3	0	0	0	0	4	2	2	0	0	0.00
33.	MECIAR Stanislav	CZE	27	RD	4	4	0	0	0	0	23	1	6	12	8	1	4	5	4	2	.50	1	0	0	0	0	5	3	2	0	0	0.00
33.	SJÖDIN Tommy	SWE	2	LD	4	4	0	0	0	0	23	2	1	13	4	3	4	0	4	4	1.00	2	0	0	0	0	5	3	2	0	0	0.00
35.	NORSTEBO Svein Eno	NOR	15	LD	4	4	0	0	0	0	23	0	4	7	3	0	10	0	1	2	.50	1	0	0	0	1	4	6	-2	0	0	0.00
36.	BOB Robert	USA	3	LD	4	4	2	0	0	2	22	2	6	8	7	4	2	1	8	0	0.00	0	0	0	0	0	9	6	3	0	0	0.00
37.	HÄMÄLÄINEN Erik	FIN	4	RD	4	4	1	0	0	1	22	0	4	11	0	3	8	3	2	4	1.00	2	0	0	0	1	7	6	1	0	0	0.00
38.	STRAUSS Wolfgang	AUT	4	LD	3	3	0	0	0	0	22	0	1	8	0	1	14	0	2	2	.67	1	0	0	0	0	0	0	0	0	0	0.00
38.	NIEDERBERGER Andre	GER	19	RD	4	4	0	0	0	0	22	3	3	4	3	7	3	1	0	4	1.00	2	0	0	0	1	3	3	0	0	0	0.00
40.	FAGERLI Jan Roar	NOR	12	RD	4	4	0	0	0	0	22	3	6	7	4	2	4	0	4	0	0.00	0	0	0	0	0	3	8	-5	0	0	0.00
41.	RACINE Yves	CAN	33	LD	4	4	1	2	0	3	21	4	5	7	0	4	3	2	1	6	1.50	3	0	0	0	0	7	1	6	0	0	0.00
42.	SCERBAN Bedrich	CZE	6	RD	4	4	0	0	0	0	21	2	4	13	2	2	4	1	5	0	0.00	0	0	0	0	0	3	6	-3	0	0	0.00
43.	JAKOBSEN Tommy	NOR	7	RD	4	3	0	0	0	0	21	2	3	6	3	1	3	3	2	8	2.67	4	0	0	0	1	1	5	-4	0	0	0.00
44.	COOPER Ian	GBR	16	LW	4	4	0	0	0	0	21	4	2	1	1	7	6	1	1	2	.50	1	0	0	0	0	0	8	-8	0	3	0.00
45.	VIRTA Hannu	FIN	23	RD	4	4	0	3	0	3	20	4	5	6	3	3	2	2	2	4	1.00	2	0	0	0	0	9	2	7	0	0	0.00
46.	BURTON James	AUT	6	LD	3	3	0	2	0	2	20	2	0	4	2	9	5	2	0	0	0.00	0	0	0	0	0	3	5	-2	0	0	0.00
47.	DE GAETANO Philip	ITA	3	RD	3	3	0	0	1	1	20	3	0	4	0	8	9	1	3	0	0.00	0	0	0	0	0	4	4	0	0	0	0.00
48.	SYDOR Darryl	CAN	25	LD	4	4	0	0	0	0	20	2	3	7	0	5	3	0	0	2	.50	1	0	0	0	0	8	2	6	0	0	0.00
49.	ARNOTT Jason	CAN	7	CE	4	4	0	3	0	3	19	6	2	2	0	4	0	2	0	4	1.00	2	0	0	0	0	9	1	8	38	32	54.29
50.	BLAKE Rob	CAN	4	RD	4	4	0	1	1	2	19	7	1	7	1	2	4	2	1	2	.50	1	0	0	0	1	4	2	2	1	0	100.00

Gestetner

Most Penalized Players

Including Game No.:23

R	Family & Surname	Team	No	PO	GP	PI	2	5	10	GMP	PIM	AVG	CAF	G	A	PTS	+/-	DAG
1.	DACKELL Andreas	SWE	12	LW	4	3	0	1	0	1	25	8.33	0	2	0	2	3	2
2.	BENDA Jan	GER	32	RW	4	4	2	0	0	1	24	6.00	0	0	0	0	-2	12
3.	VILLE Christophe	FRA	21	CE	4	2	4	0	0	0	8	4.00	1	0	0	0	-1	1
4.	LARSSON Jan	SWE	17	LW	4	4	2	0	1	0	14	3.50	0	0	2	2	4	9
4.	WEIGHT Doug	USA	9	LW	4	4	7	0	0	0	14	3.50	1	0	4	4	3	5
4.	PAJONKOWSKI Franck	FRA	32	CE	4	4	2	0	1	0	14	3.50	0	1	1	2	-5	7
7.	COMPLOI Georg	ITA	20	RD	3	3	5	0	0	0	10	3.33	0	0	0	0	-4	12
8.	HOPE Shannon	GBR	6	LD	4	4	6	0	0	0	12	3.00	3	0	0	0	-4	17
9.	YASHIN Alexei	RUS	19	RW	4	3	4	0	0	0	8	2.67	0	1	2	3	3	9
9.	JAKOBSEN Tommy	NOR	7	RD	4	3	4	0	0	0	8	2.67	1	0	0	0	-4	21
9.	GÜNTNER Michael	AUT	32	LD	3	3	4	0	0	0	8	2.67	1	0	0	0	3	26
9.	FIGLIUZZI Stefan	ITA	91	CE	3	3	4	0	0	0	8	2.67	2	1	0	1	-1	14
13.	LILLEY John	USA	19	LW	4	4	5	0	0	0	10	2.50	1	1	0	1	1	5
14.	SACRATINI Vezio	ITA	32	CE	3	2	2	0	0	0	4	2.00	0	1	0	1	1	4
14.	OBERRAUCH Robert	ITA	4	LD	3	3	3	0	0	0	6	2.00	1	0	0	0	-1	16
14.	RAUCHENWALD Gerald	AUT	9	CE	3	3	3	0	0	0	6	2.00	0	0	0	0	-5	18
14.	GORBATCHEV Eduard	RUS	12	LW	4	2	2	0	0	0	4	2.00	0	1	0	1	2	3
14.	MALO Andre	GBR	27	LD	4	4	4	0	0	0	8	2.00	0	0	0	0	-8	25
14.	LEMOINE Jean-Phili	FRA	16	LD	4	3	3	0	0	0	6	2.00	1	0	0	0	-6	19
14.	STRONG Kenneth	AUT	22	CE	3	3	3	0	0	0	6	2.00	1	0	0	0	-3	19
14.	EVTUSHEVSKI Gregor	GER	9	RW	4	4	4	0	0	0	8	2.00	0	1	1	2	2	17
14.	SHANAHAN Brendan	CAN	14	LW	4	2	2	0	0	0	4	2.00	0	3	0	3	2	3
14.	ALATALO Mika	FIN	15	LW	4	4	4	0	0	0	8	2.00	0	1	0	1	3	1
14.	BARTOLONE Christ.-	ITA	29	RD	3	3	3	0	0	0	6	2.00	1	0	0	0	-3	9
14.	TSYPLAKOV Yuri	RUS	25	LW	4	4	4	0	0	0	8	2.00	1	1	1	2	6	8

Most Fair Players

Including Game No.:23

R	Family & Surname	Team	No	Pc	GP	FI	2	5	10	GMP	PIM	AVG	GAP	G	A	PTS	+/-	DAC
1.	KAMENSKY Valeri	RUS	13	RW	4	4	0	0	0	0	0	0.00	0	4	5	9	12	16
2.	SUNDIN Mats	SWE	13	LW	4	4	0	0	0	0	0	0.00	0	3	3	6	5	6
3.	KURRI Jari	FIN	17	RW	4	4	0	0	0	0	0	0.00	0	2	3	5	5	15
3.	SWEENEY Tim	USA	12	LW	4	4	0	0	0	0	0	0.00	0	3	2	5	1	4
5.	LINDSAY Bill	USA	21	LW	4	4	0	0	0	0	0	0.00	0	3	1	4	5	4
6.	EMERSON Nelson	CAN	18	CE	4	4	0	0	0	0	0	0.00	0	2	1	3	3	11
6.	SAKIC Joe	CAN	19	CE	4	4	0	0	0	0	0	0.00	0	2	1	3	1	8
6.	KAPANEN Sami	FIN	24	LW	4	4	0	0	0	0	0	0.00	0	3	0	3	4	7
6.	KIPRUSOFF Marko	FIN	2	LD	4	4	0	0	0	0	0	0.00	0	2	1	3	7	10
6.	LEHTINEN Jere	FIN	20	RW	4	4	0	0	0	0	0	0.00	0	0	3	3	5	10
6.	BRIND-AMOUR Rod	CAN	17	CE	4	4	0	0	0	0	0	0.00	0	2	1	3	4	23
6.	KUCERA Jiri	CZE	14	CE	4	4	0	0	0	0	0	0.00	0	3	0	3	1	4
6.	BERANEK Josef	CZE	29	CE	4	4	0	0	0	0	0	0.00	0	1	2	3	3	7
14.	DE ANGELIS Michael	ITA	37	LD	3	3	0	0	0	0	0	0.00	0	0	3	3	4	17
14.	JANNY Claig	USA	15	CE	4	3	0	0	0	0	0	0.00	0	0	3	3	1	4
16.	KNUTSEN Espen	NOR	41	CE	4	4	0	0	0	0	0	0.00	0	2	0	2	-3	18
16.	SCOTT Patrick	GBR	14	CE	4	4	0	0	0	0	0	0.00	0	2	0	2	-6	16
16.	BOB Robert	USA	3	LD	4	4	0	0	0	0	0	0.00	0	2	0	2	3	22
16.	WOLANIN Craig	USA	2	LD	4	4	0	0	0	0	0	0.00	0	2	0	2	1	18
16.	MC EWEN Douglas	GBR	10	CE	4	4	0	0	0	0	0	0.00	0	1	1	2	-9	25
16.	ÖRNSKOG Stefan	SWE	15	LW	4	4	0	0	0	0	0	0.00	0	1	1	2	0	2
16.	KÖPF Ernst	GER	33	RW	4	4	0	0	0	0	0	0.00	0	2	0	2	0	13
16.	KASTAK Kamil	CZE	12	LW	4	4	0	0	0	0	0	0.00	0	1	1	2	-2	10
16.	RATH Marius	NOR	37	LW	4	4	0	0	0	0	0	0.00	0	2	0	2	1	5
16.	KADLEC Drahomir	CZE	5	RD	4	4	0	0	0	0	0	0.00	0	1	1	2	1	3

Goalkeepers

Including Game No.:23

R	Family & Surname	Team	No	GP	PI	MIP	MIP%	SOG	GA	SVS	SVS%	GAA	GKC	PIM	AVG	2	5	10	GWG	SHGA	SO
1.	SHTALENKOV Mikhail	RUS	1	4	4	196.88	82.28	79	2	77	97.47	.61	1.54	0	0.00	0	0	0	0	1	2
2.	NORDSTRÖM Roger	SWE	30	4	2	120.00	50.00	32	2	30	93.75	1.00	6.25	0	0.00	0	0	0	0	1	1
3.	RANFORD Bill	CAN	30	4	2	120.00	50.00	55	3	52	94.55	1.50	8.17	0	0.00	0	0	0	0	3	0
4.	FISET Stephane	CAN	31	4	2	120.00	50.00	48	3	45	93.75	1.50	9.37	0	0.00	0	0	0	0	0	0
5.	TUREK Roman	CZE	2	4	2	120.00	50.00	37	4	33	89.19	2.00	21.62	0	0.00	0	0	0	0	0	0
6.	PUSCHACHER Michael	AUT	23	3	2	118.48	66.00	81	6	75	92.59	3.03	22.45	0	0.00	0	0	0	0	1	0
7.	MYLLYS Jarmo	FIN	35	4	3	180.00	75.00	79	8	71	89.87	2.67	27.04	0	0.00	0	0	0	0	2	0
8.	HEBERT Guy	USA	1	4	4	220.00	91.67	119	11	108	90.76	3.00	27.72	0	0.00	0	0	0	0	2	0
9.	HEISS Joseph	GER	30	4	2	119.20	49.72	45	5	40	88.89	2.51	27.88	0	0.00	0	0	0	0	2	0
10.	ROSATI Michael	ITA	34	3	2	120.00	66.67	62	6	56	90.32	3.00	29.04	0	0.00	0	0	0	0	3	0
11.	MERK Klaus	GER	27	4	2	120.00	50.00	48	6	42	87.50	3.00	37.50	0	0.00	0	0	0	0	2	1
12.	MARTHINSEN Jim	NOR	30	4	3	169.28	70.61	107	12	95	88.79	4.25	47.64	0	0.00	0	0	0	0	4	0
13.	SALO Tommy	SWE	35	4	2	120.00	50.00	56	8	48	85.71	4.00	57.16	0	0.00	0	0	0	0	0	0
14.	YLONEN Petri	FRA	29	4	4	203.50	84.93	142	17	125	88.03	5.00	59.85	0	0.00	0	0	0	0	5	0
15.	BRIZA Petr	CZE	1	4	2	120.00	50.00	56	9	47	83.93	4.50	72.31	0	0.00	0	0	0	0	1	0
16.	MC KAY Martin	GBR	30	4	3	117.12	48.83	60	14	46	76.67	7.17	167.27	2	.67	1	0	0	0	4	0
	SHIRGAZIEV Albert	RUS	30	4	2	22.32	9.39	6	0	6	100.00	0.00	0.00	0	0.00	0	0	0	0	0	2
	TAMMI Jukka	FIN	30	4	1	60.00	25.00	20	1	19	95.00	1.00	5.00	0	0.00	0	0	0	0	1	0
	KUNTAR Leslie	USA	30	4	1	20.00	8.33	11	1	10	90.91	3.00	27.27	0	0.00	0	0	0	0	0	0
	SCHISTAD Robert	NOR	1	4	2	70.32	29.39	32	5	27	84.38	4.25	66.38	0	0.00	0	0	0	0	3	0
	SUTTNIG Michael	AUT	1	3	1	60.00	33.33	39	6	33	84.62	6.00	92.28	0	0.00	0	0	0	0	0	0
	DELFINO David	ITA	33	3	1	60.00	33.33	40	7	33	82.50	7.00	122.50	0	0.00	0	0	0	0	3	0
	IVANNIKOV Valeri	RUS	20	4	1	20.00	8.33	8	2	6	75.00	6.00	150.00	0	0.00	0	0	0	0	0	0
	MC CRONE John	GBR	1	4	2	82.48	34.50	64	14	50	78.13	10.14	221.76	0	0.00	0	0	0	0	3	0
	VALLIERE Michel	FRA	31	4	1	36.10	15.07	17	6	11	64.71	9.95	351.13	0	0.00	0	0	0	0	0	0
	HANSON Moray	GBR	29	4	1	40.00	16.67	15	6	9	60.00	9.00	360.00	0	0.00	0	0	0	0	2	0

SELIGER Marc	GER	40	4
CAMPESE Bruno	ITA	30	3
DALPIAZ Claus	AUT	31	3
LITTMAN David	USA	29	4
KUIVALAINEN Pasi	FIN	1	4
LHENRY Fabrice	FRA	30	4
ALLMAN Steve	NOR	35	4
BIEGL Radek	CZE	30	4
HEDBERG Johan	SWE	1	4

Gestetner

Top Scorers

Including Game No.:23

R	Family & Surname	Team	No	Po	GP	PI	G	A1	A2	PTS	S	SG%	SSG	SBP	SPG	PPG	SHG	GWG	GTG	PIM	AVG	2	5	10	GMP	GAP	POP	NEP	+/-	PO+	PO-	PO%	DAU
1.	KAMENSKY Valeri	RUS	13	RW	4	4	4	4	1	9	29	13.79	11	6	8	1	0	0	0	0	0.00	0	0	0	0	0	13	1	12	1	4	20.00	16
2.	FEDULOV Igor	RUS	11	LW	4	4	4	2	2	8	16	25.00	9	2	1	2	0	0	0	2	.50	1	0	0	0	0	11	0	11	33	27	55.00	13
3.	KARIYA Paul	CAN	27	LW	4	4	3	4	1	8	8	37.50	3	0	2	0	0	0	0	2	.50	1	0	0	0	0	9	1	8	0	0	0.00	9
4.	KOVALENKO Andrei	RUS	26	LW	4	4	2	2	3	7	18	11.11	8	3	5	1	0	1	0	2	.50	1	0	0	0	0	12	1	11	5	5	50.00	16
5.	KOIVU Saku	FIN	11	CE	4	4	4	0	2	6	15	26.67	6	3	2	1	0	0	0	4	1.00	2	0	0	0	0	10	4	6	29	31	48.33	2
6.	SUNDIN Mats	SWE	13	LW	4	4	3	3	0	6	19	15.79	12	2	2	1	0	0	0	0	0.00	0	0	0	0	0	8	3	5	6	6	50.00	6
7.	ORLANDO Gaetano	ITA	17	CE	3	3	1	2	0	3	6	50.00	3	0	0	0	0	1	0	2	.67	1	0	0	0	0	6	3	3	37	22	62.71	11
8.	SWEENEY Tim	USA	12	LW	4	4	3	2	0	5	12	25.00	6	1	2	1	0	1	0	0	0.00	0	0	0	0	0	7	6	1	12	20	37.50	4
9.	BERGQVIST Jonas	SWE	18	LW	4	4	2	2	1	5	16	12.50	9	3	2	0	1	0	0	2	.50	1	0	0	0	0	8	2	6	1	3	25.00	3
10.	KURRI Jari	FIN	17	RW	4	4	2	3	0	5	14	14.29	8	0	4	0	0	1	0	0	0.00	0	0	0	0	0	7	2	5	1	2	33.33	15
11.	LINDSAY Bill	USA	21	LW	4	4	3	1	0	4	11	27.27	6	2	0	1	0	1	0	0	0.00	0	0	0	0	0	7	2	5	1	1	50.00	4
12.	PODEIN Shjon	USA	13	LW	4	4	3	1	0	4	7	42.86	3	0	1	0	0	0	0	8	2.00	4	0	0	0	0	7	3	4	5	5	50.00	7
13.	ZEMLICKA Richard	CZE	13	LW	4	4	3	0	1	4	15	20.00	8	2	2	0	0	0	0	4	1.00	2	0	0	0	0	5	4	1	0	1	0.00	3
14.	BJAKIN Ilja	RUS	6	LD	4	4	2	2	0	4	20	10.00	10	4	4	0	1	2	0	2	.50	1	0	0	0	0	9	0	9	0	0	0.00	16
15.	RUCINSKY Martin	CZE	24	LW	4	4	2	2	0	4	19	10.53	13	1	3	1	0	0	0	6	1.50	3	0	0	0	2	7	3	4	1	2	33.33	10
16.	HANSSON Roger	SWE	11	LW	4	4	2	2	0	4	22	9.09	14	5	1	0	0	1	0	4	1.00	2	0	0	0	1	8	4	4	0	0	0.00	4
17.	WRIGHT Doug	USA	9	LW	4	4	0	4	0	4	8	0.00	6	1	1	0	0	0	0	14	3.50	7	0	0	0	1	6	3	3	37	32	53.62	5
18.	BURE Valeri	RUS	23	LW	4	4	3	0	0	3	18	16.67	9	2	4	1	0	0	0	2	.50	1	0	0	0	0	9	0	9	0	1	0.00	7
19.	KAPANEN Sami	FIN	24	LW	4	4	3	0	0	3	15	20.00	7	3	2	0	0	1	0	0	0.00	0	0	0	0	0	6	2	4	0	2	0.00	7
20.	SHANAHAN Brendan	CAN	14	LW	4	2	3	0	0	3	13	23.08	6	2	2	1	0	1	0	4	2.00	2	0	0	0	0	4	2	2	2	4	33.33	3
21.	SVENSSON Magnus	SWE	8	LD	4	4	3	0	0	3	19	15.79	11	4	1	2	0	0	0	4	1.00	2	0	0	0	0	6	4	2	2	2	0.00	16
22.	KUCERA Jiri	CZE	14	CE	4	4	3	0	0	3	11	27.27	4	1	3	2	0	1	0	0	0.00	0	0	0	0	0	4	3	1	40	51	43.96	4
23.	BEREZIN Serge	RUS	29	RW	4	4	2	1	0	3	25	8.00	16	5	2	1	0	0	0	2	.50	1	0	0	0	0	7	0	7	1	2	33.33	12
24.	KIPRUSOFF Marko	FIN	2	LD	4	4	2	1	0	3	16	12.50	9	3	2	1	0	0	0	0	0.00	0	0	0	0	0	9	2	7	0	0	0.00	10
25.	RICCI Mike	CAN	10	CE	4	4	2	1	0	3	8	25.00	4	1	1	0	0	0	0	2	.50	1	0	0	0	0	6	1	5	47	23	67.14	14
26.	BRIND-AMOUR Rod	CAN	17	CE	4	4	2	0	1	3	6	33.33	2	1	1	1	0	0	0	0	0.00	0	0	0	0	0	5	1	4	27	23	54.00	23
27.	SANDERSON Geoff	CAN	8	CE	4	4	2	1	0	3	20	10.00	12	3	3	0	0	1	0	6	1.50	3	0	0	0	0	5	2	3	1	1	50.00	11
28.	EMERSON Nelson	CAN	18	CE	4	4	2	1	0	3	10	20.00	5	1	2	1	0	1	0	0	0.00	0	0	0	0	0	4	1	3	2	3	40.00	11
29.	SAKIC Joe	CAN	19	CE	4	4	2	1	0	3	9	22.22	3	2	2	1	0	0	0	0	0.00	0	0	0	0	0	4	3	1	26	17	60.47	8
30.	CONWAY Kevin	GBR	17	RW	4	4	2	1	0	3	11	18.18	6	3	0	0	0	0	0	6	1.50	3	0	0	0	1	4	4	0	0	1	0.00	11
31.	YUSHKEVICH Dmitri	RUS	2	RD	4	4	1	1	1	3	13	7.69	7	2	3	0	0	0	0	8	2.00	4	0	0	0	0	10	1	9	0	0	0.00	29
32.	SMIRNOV Alexandr	RUS	5	LD	4	4	1	1	1	3	11	9.09	3	5	2	0	0	0	0	2	.50	1	0	0	0	0	8	1	7	0	0	0.00	9
33.	RACINE Yves	CAN	33	LD	4	4	1	2	0	3	13	7.69	4	6	2	1	0	0	0	6	1.50	3	0	0	0	0	7	1	6	0	0	0.00	21
34.	MÅKELÅ Mikko	FIN	42	RW	4	4	1	2	0	3	8	12.50	4	2	1	0	0	0	0	6	1.50	3	0	0	0	0	6	1	5	3	0	100.00	7
35.	STRÖMBERG Mika	FIN	26	RD	4	4	1	1	1	3	7	14.29	3	3	0	0	0	1	0	4	1.00	2	0	0	0	0	8	4	4	0	0	0.00	38
36.	BERANEK Josef	CZE	29	CE	4	4	1	2	0	3	26	3.85	12	4	9	0	0	0	0	0	0.00	0	0	0	0	0	6	3	3	50	38	56.82	7
37.	YASHIN Alexei	RUS	19	RW	4	3	1	2	0	3	4	25.00	1	0	2	0	0	0	0	8	2.67	4	0	0	0	0	5	2	3	12	12	50.00	9
38.	ZARRILLO Bruno	ITA	16	LW	3	3	1	2	0	3	10	10.00	4	1	4	1	0	0	0	2	.67	1	0	0	0	1	6	3	3	0	0	0.00	11
39.	ARNOTT Jason	CAN	7	CE	4	4	0	2	0	2	13	0.00	9	3	1	0	0	0	0	4	1.00	2	0	0	0	0	9	1	8	38	32	54.29	19
40.	VIRTA Hannu	FIN	23	RD	4	4	0	2	0	2	11	0.00	5	2	4	0	0	0	0	4	1.00	2	0	0	0	0	9	2	7	0	0	0.00	20
41.	LEHTINEN Jere	FIN	20	RW	4	4	0	2	0	2	16	0.00	13	1	2	0	0	0	0	0	0.00	0	0	0	0	0	9	4	5	0	1	0.00	10
42.	DE ANGELIS Michael	ITA	37	LD	3	3	0	2	0	2	14	0.00	3	5	6	0	0	0	0	0	0.00	0	0	0	0	0	7	3	4	0	0	0.00	17
43.	JANNY Claig	USA	15	CE	4	3	0	1	2	3	3	0.00	1	1	1	0	0	0	0	0	0.00	0	0	0	0	0	5	4	1	34	23	59.65	4
44.	HOLAN Milos	CZE	4	LD	4	4	0	2	1	3	30	0.00	18	8	4	0	0	0	0	6	1.50	3	0	0	0	0	6	5	1	0	0	0.00	30
45.	PELTONEN Ville	FIN	16	LW	4	4	2	0	0	2	12	16.67	5	4	1	0	0	0	0	2	.50	1	0	0	0	0	8	3	5	1	4	20.00	4
46.	CORSON Shayne	CAN	9	RW	4	3	2	0	0	2	7	28.57	5	0	0	0	0	1	0	4	1.33	2	0	0	0	0	3	0	3	6	3	66.67	12
47.	NIEMINEN Mika	FIN	40	CE	4	4	2	0	0	2	10	20.00	6	1	1	1	0	0	0	2	.50	1	0	0	0	0	4	1	3	11	12	47.83	7
48.	BOB Robert	USA	3	LD	4	4	2	0	0	2	15	13.33	7	3	3	2	0	1	0	0	0.00	0	0	0	0	0	9	6	3	0	0	0.00	22
49.	EMELIN Anatoli	RUS	15	LW	4	4	2	0	0	2	15	13.33	8	1	4	0	0	0	0	6	1.50	3	0	0	0	0	5	2	3	0	0	0.00	10
50.	DACKELL Andreas	SWE	12	LW	4	3	2	0	0	2	9	22.22	5	1	1	0	0	0	0	25	8.33	0	1	0	1	0	4	1	3	0	1	0.00	2

Gestetner

Penalty Distribution

Including Game 23

Offence	Minute 1	2	3	4	5	6	7	8	9	10	sum	1	2	3	4	5	6	7	8	9	20	sum	1	2	3	4	5	6	7	8	9	30	sum	1	2	3	4	5	6	7	8	9	40	sum	1	2	3	4	5	6	7	8	9	50	1	2	3	4	5	6	7	8	9	60	OT	sum
ABUSE																																																																															
ADJUST																																																																																										
AT-INJ																																																																																										
AT-KICK																																																																																										
ALTERC																																																																																										
BENCH																																																																																										
BOARD			1																																																																																						
BRO-ST																1					2																																																																			
BUTT-E																																																																																										
CHARGE		1			1		2		2																																																																																			
CROSS			1	1		1					6			1																																																																												
DANG-E										1	8									1		2						1	2																																																															
DELAY						1																																																																																					
DEL-INJ										1	2																																																																																		
DISPL-N																																																																																																						
ELBOW								1								1																																																																														
EXC-R											2																																																																																		
FAL-P																																																																																																						
FIST																																																																																																						
FO																																																																																																						
GA-MISC																																																																																																						
GR-MISC																																																																																																						
HAND-P																																																																																																						
HI-ST					2				1 1								1																																																																															
HOLD		1	2	2	2		1	2	1 3		5				1		1 1								1 1																																																																								
HOOK	1	3		1	1	4			1 1 1		18				1 1	4	2	1	1	1	2				1 1 2 1	3	1 1	1		1 1		2				1 1 1 1	1	2 2 1		13 20		1 1 1	2 1		1 2 3	1 1	2 1	1 1 1	1	1 2	1 1	1 1	1	2		10																		

Penalty Statistics (Caused by / against)

Including Game 23

Offence	Caused by CAN	SWE	RUS	FIN	GER	USA	CZE	AUT	FRA	ITA	NOR	GBR	Caused against CAN	SWE	RUS	FIN	GER	USA	CZE	AUT	FRA	ITA	NOR	GBR	Sum
ABUSE																									
ADJUST																									
AT-INJ																									
AT-KICK																									
ALTERC																									
BENCH				1																					
BOARD	2																								
BRO-ST						1			1 1			2		1 1	1		2		1			1	1		1 6
BUTT-E																									1
CHARGE		2 2	1 1	1 2	2	2 2	1 1	3 1	1 2	1 2	2	1	1	2	3	4 2	1 2	3 1			2	2	2 3	1 3	12 20
CROSS	2																								
DANG-E								2					1			1						1			3
DELAY																									
DEL-INJ																									
DISPL-N																									
ELBOW			3																						
EXC-R									1	1		1	1	1		1						2		1	6
FAL-P																									
FIST																									
FO																									
GA-MISC		1			1										1				1						2
GR-MISC																									
HAND-P																									
HI-ST	2	2	7	4	1	1	1		1	3	1	5	2	1	4		2	4	1	1	2	5	2	4	28
HOLD	2	5	5	4	6	3	3	11	4	6	5	7	13	5	6	3	6	6	4	4	5	5	1	3	61
HOOK	5	2	7	4	1	3	2	1	5	9	6	9	5	5	9	7	8	3	5			6	2	4	54
ILL-EQ													5												
ILL-ST																									
INTERF	2	2	3	1	5	2	1		3	4	4	3	2	3	4	2	3	2	1	4	1	1	4	3	30
INTER-SP																									
KICK																									
KNEE																									
L-PLB																									
L-PEB																									
MATCH																									
MISC		1	1																						
MOLEST									1						1		1							1	3
OBS-L																									
OTHER																									
PEN-S																									
PUCK-FR																									
PUCK-H						1												1							1
PUCK-OUT																									
REFUSE																									
ROUGH	4	1	5	3	5	7	1	1	4	1	3	5	1	4	6	3	6	2	3	2	5	2	4	40
SLASH	3		4	2		6	1	2	2	1	1	3	1	1	3		5	3	1		2	3	4	1	25
SPEAR		1																1	2						1
START-L																									
TOO-M					1	1						1	1		1						1				3
THRO-P																									
TRIP	2	2	2	1	4	3	2	2	2	2	2	1	2	3	2	2	3	1	2	4	1		3	2	25
UNSPORT																									
Sum	24	21	39	23	26	32	13	23	28	30	24	39	29	26	39	21	43	26	24	15	20	28	24	27	322

Gestetner

Penalties by Referees

Including Game 23

Game	ABUSE	ADJUST	AT-INJ	AT-KICK	ALTERC	BENCH	BOARD	BRO-ST	BUTT-E	CHARGE	CROSS	DANG-E	DELAY	DEL-INJ	DISPL-N	ELBOW	EXC-R	FAL-P	FIST	FO	GA-MISC	GR-MISC	HAND-P	HI-ST	HOLD	HOOK	ILL-EQ	ILL-ST	INTERF	INTER-SP	KICK	KNEE	L-PLB	L-PEB	MATCH	MISC	MOLEST	OBS-L	OTHER	PEN-S	PUCK-PR	PUCK-H	PUCK-OUT	REFUSE	ROUGH	SLASH	SPEAR	START-L	TOO-M	THRO-P	THRO-ST	TRIP	UNSPORT	Referee
SWE-NOR										2														1	1	1		3																											
ITA-CAN											1					1								3	3	4		1																											
FIN-CZE																								1	1	2																													
AUT-GER										3	1		1												6	1			2																										
FRA-USA											1													1	2	1																													
GBR-RUS							1				1					1								6		4		2						1																				
CAN-AUT													1											5	3	1		1																											
CZE-FRA										1														2	3	3		1																											
GBR-GER											1													1	2	3		2																											
USA-NOR											1													1	2	1		4																											
RUS-ITA											1					1								2	5	9		2																											
SWE-FIN										1															3	3		1																											
CZE-USA							1			3	2													1	1	2																													
CAN-GER							2				1													1	2	2		2																											
FRA-SWE							1	1			2					1					1				2	1		1																											
AUT-RUS																								1	4			1																											
NOR-FIN						1					4													1	1	4																												
ITA-GBR							1			1	2		1			1								3	3	2		2																											
FRA-FIN											1													2	2	2		2																											
GBR-RUS										1	1					1					1			2	2	3		2																											
CZE-NOR																									5	4																													
CAN-GBR																								2	4	2																													
USA-SWE																																																					

Gestetner





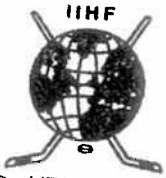

ICEHOCKEY WORLD CHAMPIONSHIP / POOL - A / BOLZANO/BOZEN - VAL DI FASSA - MILANO / ITALIA - 25.04. - 08.05.1994

Date: 1. 5.94 Start:16:00 End:18:22 Place:Bolzano-Bozen Game Nr.: 24

Team A: ITA

Family & Given Name	Nr	Pos	P	G	Time	S	A1	A2	GS	Positive Part A						Negative Part B					
DELFINO David	33	GK	N	1	19.18	91	28		EQ	34	91	28	25	4	3	23	4	74	22	13	24
ROSATI Michael	34	*GK	Y	2	24.10	27			EQ	34	27	3	4	17	16	23	24	74	13	22	4
DE GAETANO Philip	3	RD	Y	3	52.32	28			EQ	34	28	91	29	20	10	23	29	17	12	32	47
OBERRAUCH Robert C	4	LD	Y																		
BERALDO Paulo	8	RW	Y																		
IOVIO Emilio	9	LW	Y																		
DE TONI Lino	10	LW	Y																		
RAMOSER Roland	11	RW	Y																		
ZARRILLO Bruno	16	*LW	Y																		
ORLANDO Gaetano A	17	*CE	Y																		
BRUGNOLI Patrich	19	CE	Y																		
COMPLOI Georg	20	RD	Y																		
MARCHETTI Giovanni	23	LD	N																		
CHITARRONI Mario	24	CE	Y																		
CIRCELLI Anthony	25	*RD	Y																		
TOPATIGH Lucio A	27	*RW	Y																		
[illegible]VLU Martin	28	RW	Y																		
[illegible]RTOLONE Christ.-P	29	RD	Y																		
SACRATINI Vezio	32	CE	Y																		
DE ANGELIS Michael	37	*LD	Y																		
DA CORTE Luigi	47	LD	N																		
FIGLIUZZI Stefan	91	CE	Y																		

PENALTIES					
Time	Nr	Min	Offence	Start	End
7.29	9	2	HOOK	7.29	9.29
16.48	3	2	HOOK	16.48	18.48
24.50	17	2	CROSS	24.50	26.50
24.50	17	2	UNSPORT	26.50	28.50
46.11	24	2	HI-ST	46.11	48.11
54.51	91	2	HOOK	54.51	56.51

Coach:LEPLEY Brian Coach:MC COURT Dale Manager:TALAMINI Gianfranco

Team B: AUT

Family & Given Name	Nr	Pos	P	G	Time	S	A1	A2	GS	Positive Part B						Negative Part A					
SUTTNIG Michael	1	GK	N	1	16.06	26	7		EQ	23	26	7	16	47	4	34	11	32	19	20	29
PUSCHACHER Michael	23	*GK	Y																		
STRAUSS Wolfgang	4	*LD	Y																		
BURTON James	6	LD	Y																		
PUSNIK Andreas A	7	CE	Y																		
UNTERLUGGAUER Gerha	8	LD	N																		
RAUCHENWALD Gerald	9	CE	Y																		
PUSCHNIK Gerhard	12	RW	Y																		
MÜHR Manfred C	13	*LW	Y																		
LINDER Engelbert	14	RD	Y																		
NASHEIM Richard	16	LW	Y																		
LANZINGER Günther	17	RW	Y																		
PILLONI Patrick	20	LW	Y																		
STRONG Kenneth	22	*CE	Y																		
SHEA Michael	24	*RD	Y																		
[illegible]RTH Werner	26	RW	Y																		
[illegible]MP Wolfgang	27	LW	Y																		
[illegible]LE Robin	29	CE	Y																		
HOHENBERGER Herbert A	30	RD	Y																		
GÜNTNER Michael	32	LD	Y																		
ULRICH Martin	47	RD	Y																		
KALT Dieter	74	*RW	Y																		

PENALTIES					
Time	Nr	Min	Offence	Start	End
9.57	30	2	HOLD	9.57	11.57
29.40	9	2	HOOK	29.40	31.40
43.26	32	2	ROUGH	43.26	45.26
55.48	16	2	ROUGH	55.48	56.48

Coach:TYLER Ken Coach:HARAND Kurt Manager:KALT Dieter

Game Summary

P	GF	GA	SSG	SSP	SPG	SOG	S	PIM	TPP	PPG	SHG	PO+	DAC
1	1:1		9:12	3:5	1:3	10:13	14:21	4:2	2.00:4.00	0:0	0:0	10:13	21:40
2	1:0		9:14	5:1	6:5	10:14	21:20	4:2	2.00:4.00	0:0	0:0	14:8	19:33
3	1:0		9:10	1:6	1:6	10:10	12:22	4:4	2.00:3.00	0:0	0:0	11:11	21:33
SU	3:1		27:36	9:12	8:14	30:37	47:63	12:8	6.00:11.00	0:0	0:0	35:32	61:106

Goalkeepers Record

Time	GKA	GKB	ENG	A	MIP	B	MIP
0.00	34	23		34	60.00	23	59.25
59.25		-		33	0.00	1	0.00

Referee	Linesman	Linesman	Goaljudge	Goaljudge	Game-TKP	Pen-TKP	Off.Scorer	Spect.
Mäkelä, S.	Elvy, J.	Rautavuori, J	Benoist, J.-C	Norrman, P.	Pannetta, L.	Pannetta, G.	Sarto	6200

Gestetner

ITA **GK 34** 26

GK 33

Date: 94. 5. 1 **Game No: 24** **Period: 1**

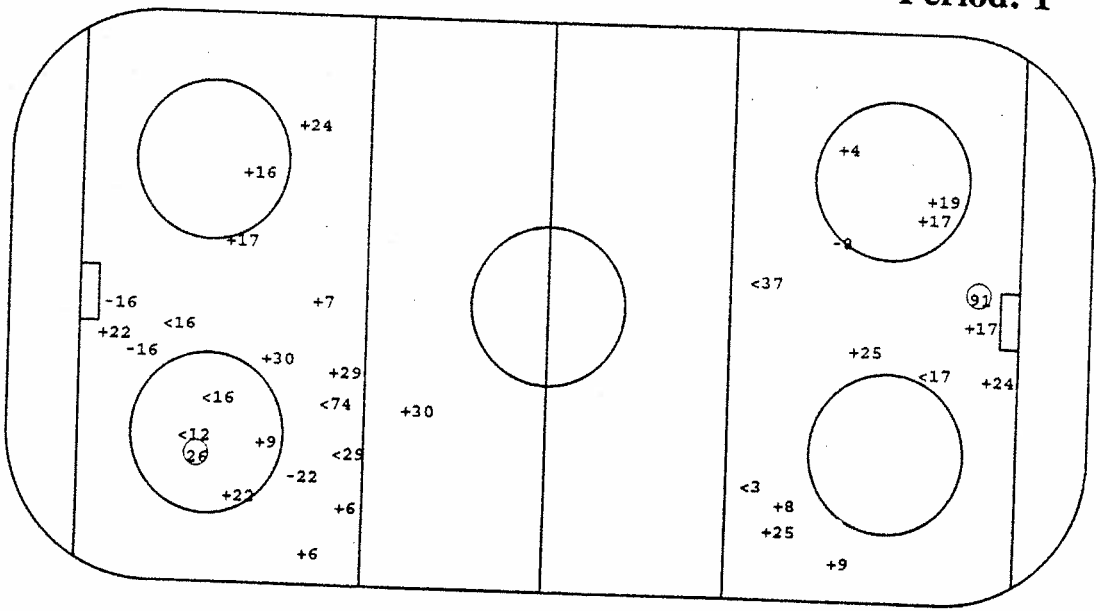

AUT **GK 23** 91

GK 1

O Goal +SSG <SSP -SPG

Face - Offs

DZ	MZ	AZ
-17	-17	- 9
24	-24	-91
91	-91	17
- 9	24	32
-17	-17	-24
91		16
24		-91
17		
-91		
17		
-91		

Defense Activity

Team	BCH	SCH	BBL	SBL	BAC	PRE	PCL	-LOP	-PAP
ITA	17	29	4		17	91	3 25		
	24		20			3	25		
			91				9		
			25				4		
			20				24		
			37				11		
							16		
							37		
AUT	7	74	22			47 20	6 47	4	
	20	4	6			30 24	9 30		
	30	13	16			6 4	4 30		
	27		29			47	47 30		
	22		12			22	7		
	30		9			29	16		
	74		20			26	32		
			12			24	24		

Face - Offs

AZ	MZ	DZ
9	22	7
-22	9	29
- 7	29	-27
22	- 7	- 9
7	7	22
- 7		- 7
-22		7
-22		
29		
-22		
22		

GK GoalKeeper
SSG Shot Saved by GK
SSP Shot Saved by def.Player

SPG Shot Past Goal
DZ Defence Zone
MZ Middle Zone

AZ Attack Zone
BCH BodyCHeck
SCH Stick Contact Check

BBL BodyBLock
SBL ShotBLock
BAC BAck Checking

PRE Puck REcovery
PCL Puck CLearing
LOP Loss Of Puck

PAP Play Away from Puck

Gestetner

Gestetner

AUT **GK 23** **GK 1**

Date: 94. 5. 1 **Game No: 24** **Period: 2**

ITA **GK 34** **GK 33**

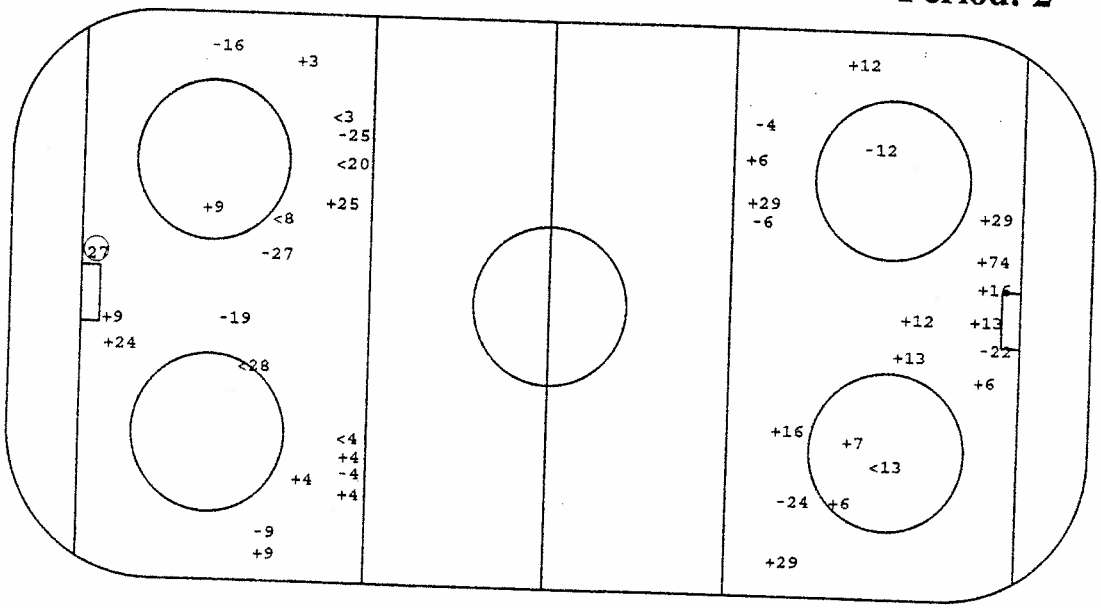

○ Goal +SSG <SSP -SPG

Face - Offs

DZ	MZ	AZ
22	-22	- 7
-22	-22	7
-22	- 7	22
- 7	22	- 7
-29	-22	- 9
22		7
-26		9
		22
		-29
		- 7

Defense Activity

Team	BCH	SCH	BBL	SBL	BAC	PRE	PCL	-LOP	-PAP
AUT	26	24 47	74	74		6 7	24	6	13
	7	26	9	24		24	16	74	
	16	47	17	30		24	32		
	47	12	16			24			
	17	32				16			
	47	24				30			
	4	9				47			
	47	6				26			
ITA	4	37	8		19	28	4	4	29
		16	20		91	24	24	25	
		27	91			37	24		
		91	20			28	28		
			9				91		
			8						

Face - Offs

AZ	MZ	DZ
-17	17	32
17	17	-24
24	8	-24
17	-91	24
91	24	17
-24		-24
91		-17
		-17
		24
		17

GK GoalKeeper
SSG Shot Saved by GK
SSP Shot Saved by def.Player

SPG Shot Past Goal
DZ Defence Zone
MZ Middle Zone

AZ Attack Zone
BCH BodyCHeck
SCH Stick Contact Check

BBL BodyBLock
SBL ShotBLock
BAC BAck Checking

PRE Puck REcovery
PCL Puck CLearing
LOP Loss Of Puck

PAP Play Away from Puck

ITA **GK 34**

GK 33

Date: 94. 5. 1 **Game No: 24** **Period: 3**

AUT **GK 23**

28

GK 1

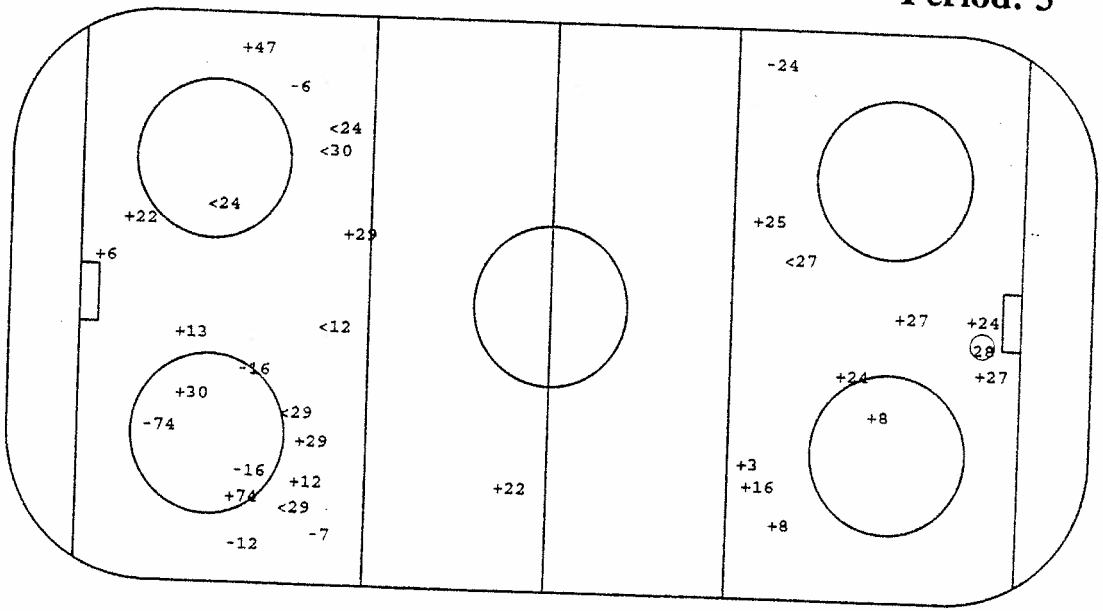

O Goal +SSG <SSP -SPG

Face - Offs

DZ	MZ	AZ
-91	-17	-17
-32	-91	-17
24	17	24
17	17	
24	-24	
24	91	
17	- 9	
17	-17	
17		
-17		
-17		

Defense Activity

Team	BCH	SCH	BBL	SBL	BAC	PRE	PCL	-LOP	-PAP
ITA	29	28	25	25	8	11	37	28	
		16	20			17	4	4	
			25			24	16		
			25			9	4		
						16	3		
						17	9		
							16		
							27		
AUT	22	30	7	26		16 47	24		
	16	24	32			6 4	22		
	13	30	27			30 6	30		
	26		13			30 29	30		
			7			6 30	9		
			16			26	6		
						24			
						47			

Face - Offs

AZ	MZ	DZ
29	22	13
9	22	22
- 7	- 7	-22
- 7	-22	
- 9	7	
- 7	-29	
- 7	22	
- 7	7	
-22		
26		
7		

GK GoalKeeper
SSG Shot Saved by GK
SSP Shot Saved by def.Player

SPG Shot Past Goal
DZ Defence Zone
MZ Middle Zone

AZ Attack Zone
BCH BodyCHeck
SCH Stick Contact Check

BBL BodyBLock
SBL ShotBLock
BAC BAck Checking

PRE Puck REcovery
PCL Puck CLearing
LOP Loss Of Puck

PAP Play Away from Puck

Gestetner

Players by Team ITA

Including Game No.:24

Family & Surname	No	Po	GP	PI	G	A1	A2	PTS	S	SG%	SSG	SSP	SPG	PPG	SHG	GWG	GTG	GAP	PIM	AVG	2	5	10	GMP	DAC	BCH	SCH	BBL	BAC	SBL	PRE	PCL	LOP	PAP	POP	NEP	+/-	FO+	FO-	FO%
BARTOLONE Christ.-	29	RD	4	4	0	0	0	0	9	0.00	5	1	3	0	0	0	0	1	6	1.50	3	0	0	0	10	2	4	3	0	0	4	2	0	5	1	4	-3	0	1	0.00
BERALDO Paulo	8	RW	4	4	2	0	0	2	12	16.67	6	3	1	1	0	0	0	0	6	1.50	3	0	0	0	6	3	0	3	2	0	0	1	1	2	3	8	-5	4	0	100.00
BRUGNOLI Patrich	19	CE	4	4	0	0	0	0	3	0.00	1	1	1	0	0	0	0	1	2	.50	1	0	0	0	5	1	0	0	2	0	1	2	1	0	1	1	0	1	0	100.00
CAMPESE Bruno	30	GK	4	0	0	0	0	0	0	0.00	0	0	0	0	0	0	0	0	0	0.00	0	0	0	0	0	0	0	0	0	0	0	0	0	0	0	0	0	0	0	0.00
CHITARRONI Mario	24	CE	4	4	0	1	0	1	9	0.00	7	0	2	0	0	0	0	0	4	1.00	2	0	0	0	36	6	7	0	3	1	6	13	0	0	3	6	-3	45	34	56.96
CIRCELLI Anthony	25	RD	4	4	2	0	0	2	14	14.29	8	2	2	1	0	0	0	0	0	0.00	0	0	0	0	25	2	2	7	1	4	4	10	2	3	7	6	1	0	0	0.00
COMPLOI Georg	20	RD	4	4	0	0	0	0	7	0.00	2	3	2	0	0	0	0	0	10	2.50	5	0	0	0	17	3	1	10	0	2	2	5	1	5	2	6	-4	0	0	0.00
DA CORTE Luigi	47	LD	4	1	0	0	0	0	1	0.00	0	1	0	0	0	0	0	0	0	0.00	0	0	0	0	0	0	0	0	0	0	0	0	0	0	0	0	0	0	0	0.00
DE ANGELIS Michael	37	LD	4	4	0	3	0	3	15	0.00	3	6	6	0	0	0	0	0	0	0.00	0	0	0	0	22	0	7	2	0	0	6	9	1	1	7	3	4	0	0	0.00
DE GAETANO Philip	3	RD	4	4	0	0	1	1	11	0.00	6	4	1	0	0	0	0	0	2	.50	1	0	0	0	23	3	0	4	0	0	9	11	1	3	6	4	2	0	0	0.00
DELFINO David	33	GK	4	1	0	0	0	0	0	0.00	0	0	0	0	0	0	0	0	0	0.00	0	0	0	0	1	0	1	0	0	0	0	0	0	0	0	7	-7	0	0	0.00
DE TONI Lino	10	LW	4	4	0	0	0	0	1	0.00	0	1	0	0	0	0	0	0	2	.50	1	0	0	0	7	0	0	0	4	1	1	2	1	0	2	1	1	0	0	0.00
FIGLIUZZI Stefan	91	CE	4	4	2	0	0	2	5	40.00	3	0	0	0	0	0	0	2	10	2.50	5	0	0	0	20	2	4	5	1	2	5	2	0	1	3	2	1	32	31	50.79
IOVIO Emilio	9	LW	4	4	0	0	0	0	14	0.00	9	2	3	0	0	0	0	0	4	1.00	2	0	0	0	19	1	3	4	3	0	5	6	2	1	3	4	-1	0	7	0.00
MARCHETTI Giovanni	23	LD	4	3	0	0	0	0	2	0.00	0	0	2	0	0	0	0	0	0	0.00	0	0	0	0	5	0	0	4	0	0	4	0	1	2	1	2	-1	0	0	0.00
OBERRAUCH Robert	4	LD	4	4	0	0	0	0	12	0.00	8	2	2	0	0	0	0	1	6	1.50	3	0	0	0	20	4	3	2	0	2	10	11	6	6	5	4	1	0	0	0.00
ORLANDO Gaetano	17	CE	4	4	3	2	0	5	9	33.33	5	1	0	0	0	1	0	0	6	1.50	3	0	0	0	15	2	3	1	5	1	6	1	4	0	7	3	4	52	35	59.77
PAVLU Martin	28	RW	4	4	1	2	0	3	10	10.00	4	3	2	0	0	0	0	0	0	0.00	0	0	0	0	20	3	6	0	2	0	9	3	2	1	3	4	-1	1	2	33.33
RAMOSER Roland	11	RW	4	4	0	0	0	0	4	0.00	3	0	1	0	0	0	0	0	4	1.00	2	0	0	0	7	2	0	1	0	0	2	2	0	0	1	1	0	0	0	0.00
ROSATI Michael	34	GK	4	3	0	0	0	0	0	0.00	0	0	0	0	0	0	0	0	0	0.00	0	0	0	0	2	0	0	0	0	0	0	2	0	0	14	7	7	0	0	0.00
SACRATINI Vezio	32	CE	4	3	1	0	0	1	4	25.00	0	2	1	0	0	0	0	0	4	1.33	2	0	0	0	4	0	0	1	0	0	1	3	1	0	1	1	0	8	9	47.06
TOPATIGH Lucio	27	RW	4	4	2	0	0	2	13	15.38	3	1	7	1	0	1	0	0	4	1.00	2	0	0	0	11	1	3	0	3	0	4	2	0	2	6	1	5	0	0	0.00
ZARRILLO Bruno	16	LW	4	4	1	2	0	3	12	8.33	5	1	5	1	0	0	0	1	2	.50	1	0	0	0	17	1	4	3	4	1	3	4	1	2	7	3	4	1	0	100.00

Family & Surname	No	Po	GP	PI	MIP	MPI%	SOG	GA	SVS	SVS%	GAA	GKC	SHGA	SO	AVG	2	5	10	GMP	GAP
CAMPESE Bruno	30	GK	4	0	0.00	0.00	0	0	0	0.00	0.00	0.00	0	0	0.00	0	0	0	0	0
DELFINO David	33	GK	4	1	60.00	25.00	40	7	33	82.50	7.00	122.50	3	0	0.00	0	0	0	0	0
ROSATI Michael	34	GK	4	3	180.00	75.00	99	7	92	92.93	2.33	16.47	3	0	0.00	0	0	0	0	0

Players by Team AUT

Including Game No.:24

Family & Surname	No	Po	GP	PI	G	A1	A2	PTS	S	SG%	SSG	SSP	SPG	PPG	SHG	GWG	GTG	GAP	PIM	AVG	2	5	10	GMP	DAC	BCH	SCH	BBL	BAC	SBL	PRE	PCL	LOP	PAP	POP	NBP	+/-	FO+	FO-	FO%
PUSCHACHER Michael	23	GK	4	3	0	0	0	0	0	0.00	0	0	0	0	0	0	0	0	0	0.00	0	0	0	0	0	0	0	0	0	0	0	0	0	0	4	8	-4	0	0	0.00
DALPIAZ Claus	31	GK	4	1	0	0	0	0	0	0.00	0	0	0	0	0	0	0	0	0	0.00	0	0	0	0	1	0	0	0	0	0	0	1	0	0	0	0	0	0	0	0.00
SUTTNIG Michael	1	GK	4	1	0	0	0	0	0	0.00	0	0	0	0	0	0	0	0	0	0.00	0	0	0	0	1	0	1	0	0	0	0	0	0	0	1	6	-5	0	0	0.00
GÜNTNER Michael	32	LD	4	4	0	0	0	0	0	0.00	0	0	0	0	0	0	0	1	10	2.50	5	0	0	0	30	2	6	6	0	5	4	8	0	1	3	1	2	0	0	0.00
ULRICH Martin	47	RD	4	4	0	0	0	0	2	0.00	2	0	0	0	0	0	0	0	2	.50	1	0	0	0	27	7	2	5	0	0	11	8	2	4	3	2	1	0	0	0.00
BURTON James	6	LD	4	4	0	2	0	2	18	0.00	9	3	6	0	0	0	0	0	0	0.00	0	0	0	0	28	2	1	5	0	2	14	7	3	0	3	5	-2	0	0	0.00
LINDER Engelbert	14	RD	4	3	0	0	0	0	2	0.00	0	1	1	0	0	0	0	0	2	.67	1	0	0	0	2	1	2	0	0	0	0	0	0	1	0	3	-3	0	0	0.00
HOHENBERGER Herber	30	RD	4	4	1	0	0	1	12	8.33	9	2	0	1	0	0	0	0	6	1.50	3	0	0	0	33	5	4	7	0	1	8	11	2	1	1	7	-6	0	0	0.00
DOYLE Robin	29	CE	4	4	0	0	0	0	27	0.00	17	4	6	0	0	0	0	0	2	.50	1	0	0	0	31	0	4	5	6	2	11	5	0	2	1	3	-2	12	21	36.36
SHEA Michael	24	RD	4	4	0	0	0	0	8	0.00	3	4	1	0	0	0	0	0	0	0.00	0	0	0	0	43	2	7	10	0	1	12	12	0	1	0	3	-3	0	0	0.00
STRAUSS Wolfgang	4	LD	4	4	0	0	0	0	2	0.00	1	0	1	0	0	0	0	0	2	.50	1	0	0	0	26	1	2	8	0	0	3	15	1	2	1	2	-1	0	0	0.00
UNTERLUGGAUER Gerh	8	LD	4	2	0	0	0	0	0	0.00	0	0	0	0	0	0	0	0	2	.50	1	0	0	0	26	1	2	8	0	0	3	15	1	2	1	2	-1	0	0	0.00
KERTH Werner	26	RW	4	4	1	0	0	1	4	25.00	3	0	0	0	0	0	0	0	0	0.00	0	0	0	0	3	2	2	0	0	0	0	3	1	3	0	3	-3	0	0	0.00
KALT Dieter	74	RW	4	4	1	0	0	1	7	14.29	2	2	2	1	0	0	0	0	0	0.00	0	0	0	0	21	3	3	0	1	1	9	4	0	0	3	5	-2	2	1	66.67
PUSNIK Andreas	7	CE	4	4	0	2	1	3	13	0.00	9	2	2	0	0	0	0	0	2	.50	1	0	0	0	31	3	1	6	2	6	8	7	2	0	3	6	-3	36	49	42.35
PILLONI Patrick	20	LW	4	4	0	0	0	0	5	0.00	3	1	1	0	0	0	0	0	4	1.00	2	0	0	0	19	2	3	4	4	1	4	3	0	1	0	4	-4	0	1	0.00
MÜHR Manfred	13	LW	4	4	1	0	0	1	13	7.69	10	2	0	0	0	0	0	0	4	1.00	2	0	0	0	19	2	3	3	5	0	4	4	1	1	1	5	-4	3	4	42.86
STRONG Kenneth	22	CE	4	4	0	0	0	0	15	0.00	9	2	4	0	0	0	0	1	6	1.50	3	0	0	0	24	2	3	4	5	0	6	6	2	0	0	5	-5	33	39	45.83
LANZINGER Günther	17	RW	4	4	0	0	0	0	5	0.00	3	1	1	0	0	0	0	0	0	0.00	0	0	0	0	12	2	3	1	2	0	5	1	2	0	0	6	-6	0	0	0.00
KROMP Wolfgang	27	LW	4	4	0	1	0	1	2	0.00	2	0	0	0	0	0	0	0	2	.50	1	0	0	0	9	1	0	2	1	0	3	2	0	0	1	0	1	0	3	0.00
RAUCHENWALD Gerald	9	CE	4	4	0	0	0	0	6	0.00	4	2	0	0	0	0	0	0	8	2.00	4	0	0	0	23	4	4	3	3	1	8	2	1	1	0	5	-5	13	23	36.11
NASHEIM Richard	16	LW	4	4	1	0	0	1	17	5.88	9	2	5	0	0	0	0	0	2	.50	1	0	0	0	26	3	1	6	1	0	7	8	0	0	3	5	-2	0	0	0.00
PUSCHNIK Gerhard	12	RW	4	4	0	0	0	0	12	0.00	7	3	2	0	0	0	0	0	2	.50	1	0	0	0	17	2	1	5	4	1	3	2	1	0	1	1	0	0	1	0.00

Family & Surname	No	Po	GP	PI	MIP	MPI%	SOG	GA	SVS	SVS%	GAA	GKC	SHGA	SO	AVG	2	5	10	GMP	GAP
PUSCHACHER Michael	23	GK	4	3	177.73	74.26	111	9	102	91.89	3.03	24.57	1	0	0.00	0	0	0	0	0
DALPIAZ Claus	31	GK	4	1	0.00	0.00	0	0	0	0.00	0.00	0.00	0	0	0.00	0	0	0	0	0
SUTTNIG Michael	1	GK	4	1	60.00	25.00	39	6	33	84.62	6.00	92.28	0	0	0.00	0	0	0	0	0







ICEHOCKEY WORLD CHAMPIONSHIP / POOL - A / BOLZANO/BOZEN - VAL DI FASSA - MILANO / ITALIA - 25.04. - 08.05.1994

Date: 2. 5.94 Start:16:00 End:18:10 Place:Bolzano-Bozen Game Nr.: 26 Page 1 of 1

Team A: ITA

Family & Given Name	Nr	Pos	P	G	Time	S	A1	A2	GS	Positive Part A						Negative Part B					
DELFINO David	33	*GK	Y	1	14.59	27	17		EQ	33	27	17	16	3	4	30	26	37	9	18	6
ROSATI Michael	34	GK	N	2	15.45	91	28	8	EQ	33	91	28	8	25	37	30	32	13	7	8	35
DE GAETANO Philip	3	*RD	Y	3	51.07	24			EQ	33	24	9	20	32	29	30	32	19	36	15	3
OBERRAUCH Robert C	4	*LD	Y																		
BERALDO Paulo	8	RW	Y																		
IOVIO Emilio	9	*LW	Y																		
DE TONI Lino	10	LW	Y																		
RAMOSER Roland	11	RW	Y																		
ZARRILLO Bruno	16	LW	Y																		
ORLANDO Gaetano A	17	CE	Y																		
BRUGNOLI Patrich	19	*CE	Y																		
COMPLOI Georg	20	RD	Y																		
MARCHETTI Giovanni	23	LD	Y																		
CHITARRONI Mario	24	*CE	Y																		
CIRCELLI Anthony	25	RD	Y																		
TOPATIGH Lucio A	27	RW	Y																		
[illegible]LU Martin	28	RW	Y																		
B[illegible]TOLONE Christ.-P	29	RD	Y																		
SACRATINI Vezio	32	CE	Y																		
DE ANGELIS Michael	37	LD	Y																		
DA CORTE Luigi	47	LD	N																		
FIGLIUZZI Stefan	91	CE	Y																		

PENALTIES					
Time	Nr	Min	Offence	Start	End
11.05	24	2	HOLD	11.05	13.05
22.47	20	2	HOLD	22.47	24.47
32.37	27	2	BOARD	32.37	34.37
33.06	24	2	ROUGH	33.06	35.06
34.31	4	2	HOLD	34.31	36.31
54.12	23	2	HOLD	54.12	56.12

Coach:LEFLEY Brian Coach:MC COURT Dale Manager:TALAMINI Gianfranco

Team B: GER

Family & Given Name	Nr	Pos	P	G	Time	S	A1	A2	GS	Positive Part B						Negative Part A					
MERK Klaus	27	GK	N	1	56.46	33	3	36	EQ	30	33	3	36	28	6	33	20	19	8	91	28
HEISS Joseph	30	*GK	Y																		
BRESAGK Michael	2	LD	Y																		
KIENASS Torsten	3	RD	Y																		
MAYR Jörg C	6	RD	Y																		
BRANDL Thomas	7	*CE	Y																		
GULDA Peter	8	*LD	Y																		
EVTUSHEVSKI Gregory	9	RW	Y																		
SCHINKO Thomas	12	LW	Y																		
STEFAN Leo	13	*LW	Y																		
BOEHM Richard	14	CE	Y																		
HILGER Raimund A	15	RW	Y																		
LÜDEMANN Mirko	18	RD	Y																		
NIEDERBERGER Andrea A	19	RD	Y																		
RUMRICH Michael	26	RW	Y																		
KIMMER Wolfgang	28	RW	Y																		
[illegible]RICK Jörg	31	LW	Y																		
[illegible]A Jan	32	*RW	Y																		
KOPF Ernst	33	RW	Y																		
MEYER Jayson	35	*RD	Y																		
REICHEL Martin	36	CE	Y																		
ABSTREITER Tobias	37	CE	Y																		

PENALTIES					
Time	Nr	Min	Offence	Start	End
20.24	31	2	INTERF	20.24	22.24
33.06	15	2	UNSPORT	33.06	35.06
42.10	28	2	HI-ST	42.10	44.10

Coach:BUKAC Dr. Ludek Coach:REINDL Franz Manager:JÄKEL Ulf E.

Game Summary

P	GF:GA	SSG	SSP	SPG	SOG	S	PIM	TPP	PPG	SHG	FO+	DAC
1	2:0	5:11	0:3	3:5	7:11	10:19	2:0	0.00:2.00	0:0	0:0	6:8	56:17
2	0:0	6:9	6:9	1:8	6:9	13:26	8:4	2.00:5.54	0:0	0:0	4:17	46:19
3	1:1	2:14	2:1	3:8	3:15	8:24	2:2	2.00:2.00	0:0	0:0	17:6	46:16
SU	3:1	13:34	8:13	7:21	16:35	31:69	12:6	4.00:9.54	0:0	0:0	27:31	148:52

Goalkeepers Record

Time	GKA	GKB	ENG	A	MIP	B	MIP
0.00	33	30		33	60.00	30	60.00
				34	0.00	27	0.00

Referee	Linesman	Linesman	Goaljudge	Goaljudge	Game-TKP	Pen-TKP	Off.Scorer	Spect.
Murphy, D.	Strasil	Brazdil, J.	Benoist	Rautavuori	Raffeiner	Giordano	Guichardaz	6200

Gestetner

ITA **GK 33**

GK 34

Date: 94. 5. 2 **Game No: 26** **Period: 1**

GER **GK 30**

GK 27

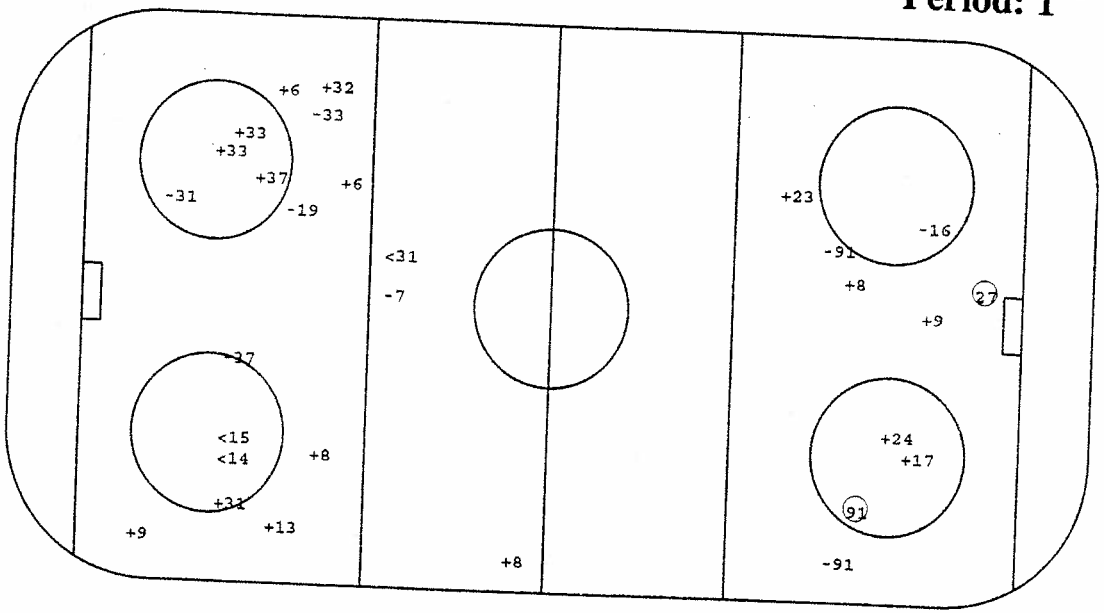

O Goal +SSG <SSP -SPG

Face - Offs

DZ	MZ	AZ
-24	-24	-24
-17	17	91
91	91	-32
-24	91	-24
-17	24	

Defense Activity

Team	BCH	SCH	BBL	SBL	BAC	PRE	PCL	-LOP	-PAP
ITA	8	16	9	24	91	25 37	4 17 8	4	
	27	28	28		9	8 29	24 25 9		
	25	91	4		8	28 8	9 91		
	17	9	3		16	4 29	37 91		
	20	16	19		19	25 20	24 29		
			17			25 4	3 29		
			27			29 8	10 16		
						17 20	4 28		
GER	15		14			8	28		28
	6		3			37			
	33		6			3			
	3		37			26			
	8		7			28			
			18						
			18						

Face - Offs

AZ	MZ	DZ
37	7	7
36	- 7	-14
-37	-14	36
7	- 7	36
14	-14	

GK GoalKeeper
SSG Shot Saved by GK
SSP Shot Saved by def.Player

SPG Shot Past Goal
DZ Defence Zone
MZ Middle Zone

AZ Attack Zone
BCH BodyCHeck
SCH Stick Contact Check

BBL BodyBLock
SBL ShotBLock
BAC BAck Checking

PRE Puck REcovery
PCL Puck CLearing
LOP Loss Of Puck

PAP Play Away from Puck

Gestetner

GER **GK 30**

GK 27

Date: 94. 5. 2 **Game No: 26** **Period: 2**

ITA **GK 33**

GK 34

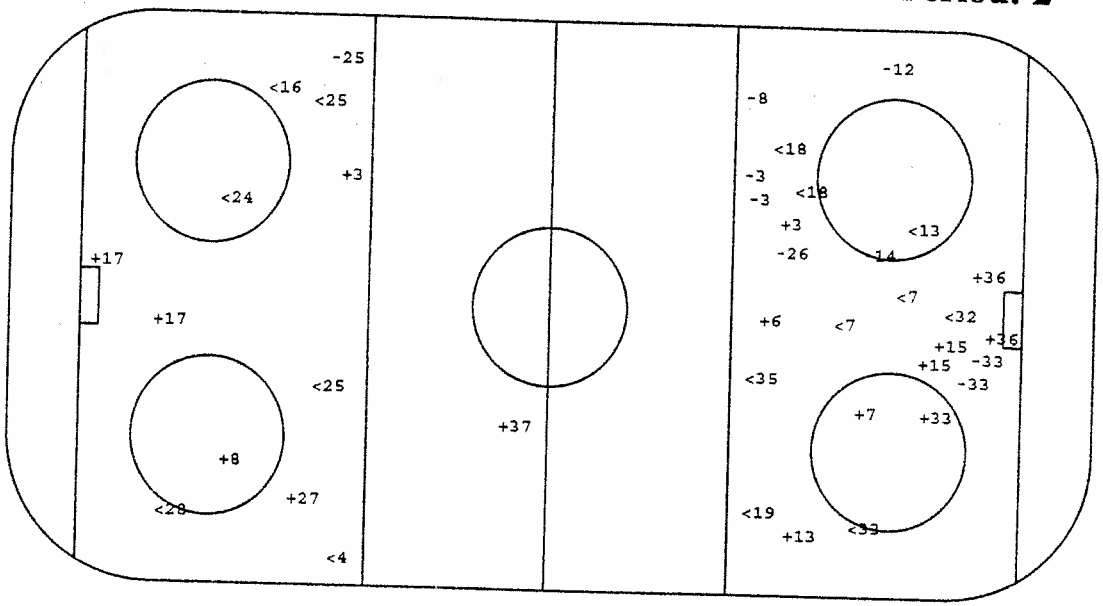

O Goal +SSG <SSP -SPG

Face - Offs

DZ	MZ	AZ
14	7	14
-14	14	14
7	37	7
-36	-36	14
7	36	36
37	-37	14
7	7	14

Defense Activity

Team	BCH	SCH	BBL	SBL	BAC	PRE	PCL	-LOP	-PAP
GER	32	26	6		7	31			
	7	15	35		31	36			
		6	8		15	6			
			31		28	28			
			32			36			
ITA	24	16 3	37 17	37	8	4 37	4 24	4	4
	24	4	16 3	25	9	25	23 4	20	
	27	19	19	17	16	37	25		
	27	24	19	25		25	32		
		20	37			28	20		
		91	17			25	16		
		37	23			91	25		
		24	3			17	17		

Face - Offs

AZ	MZ	DZ
-24	-24	-17
24	-17	-24
-91	-17	-37
91	24	-17
-24	-91	-24
-17	17	-17
-24	-24	-24

GK GoalKeeper
SSG Shot Saved by GK
SSP Shot Saved by def.Player

SPG Shot Past Goal
DZ Defence Zone
MZ Middle Zone

AZ Attack Zone
BCH BodyCHeck
SCH Stick Contact Check

BBL BodyBLock
SBL ShotBLock
BAC BAck Checking

PRE Puck REcovery
PCL Puck CLearing
LOP Loss Of Puck

PAP Play Away from Puck

Gestetner

Gestetner

ITA **GK 33**

33

GK 34

Date: 94. 5. 2 **Game No: 26** **Period: 3**

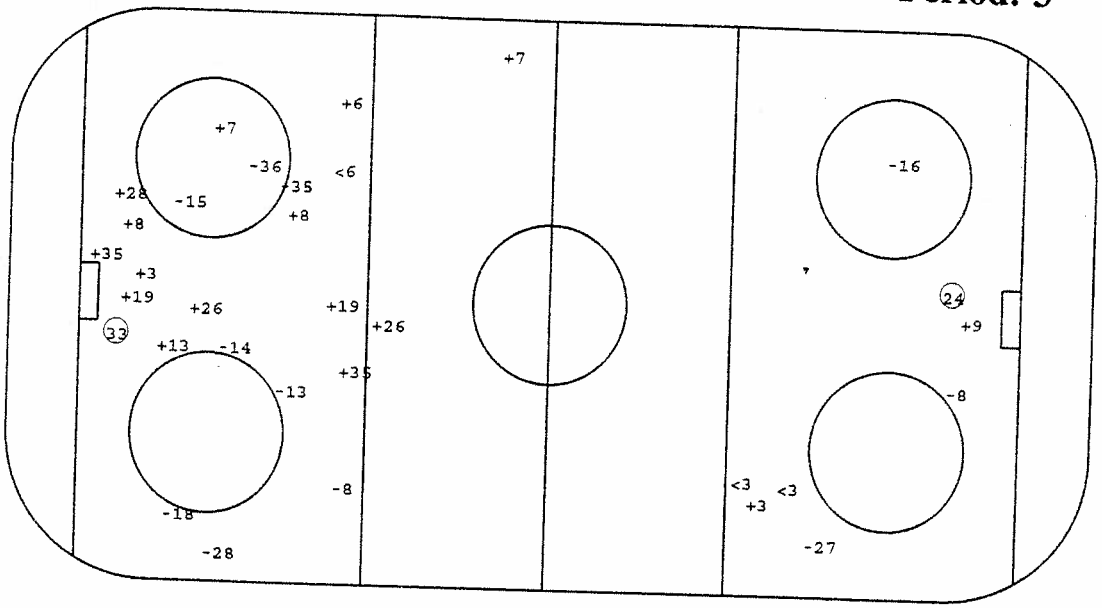

GER **GK 30**

24

GK 27

○Goal +SSG <SSP -SPG

Face - Offs

DZ	MZ	AZ
-24	-24	17
16	24	
24	9	
24	17	
17	-91	
91	91	
17	-24	
24	24	
-17		
-17		
24		
24		
24		
91		

Defense Activity

Team	BCH	SCH	BBL	SBL	BAC	PRE	PCL	-LOP	-PAP
ITA	4	29	8		24	4 9	4 29 29	16	20
		27	19		91	27 20	19 4 17		
		29	8		28	27	8 8 4		
		37	37		28	91	29 4 24		
		8			8	9	9 4 25		
					8	91	24 33		
					32	16	4 4		
						37	8 25		
GER	35		18			13	33	19	
	6		35			28			
	6		8			28			
	32		8			3			
			3			26			
						33			
						15			

Face - Offs

AZ	MZ	DZ
7	7	-36
-36	-14	
- 7	-32	
-36	-14	
-14	7	
- 7	- 7	
-36	36	
- 7	-36	
7		
7		
-14		
-14		
-15		
-15		

GK GoalKeeper
SSG Shot Saved by GK
SSP Shot Saved by def.Player

SPG Shot Past Goal
DZ Defence Zone
MZ Middle Zone

AZ Attack Zone
BCH BodyCHeck
SCH Stick Contact Check

BBL BodyBLock
SBL ShotBLock
BAC BAck Checking

PRE Puck REcovery
PCL Puck CLearing
LOP Loss Of Puck

PAP Play Away from Puck

Players by Team ITA

Including Game No.:29

Family & Surname	No	Po	GP	PI	G	A1	A2	PTS	S	SG%	SSG	SSP	SPG	PPG	SHG	GWG	GTG	GAP	PIM	AVG	2	5	10	GMP	DAC	BCH	SCH	BBL	BAC	SBL	PRB	PCL	LOP	PAP	POP	NEP	+/-	FO+	FO-	FO%
BARTOLONE Christ.-	29	RD	5	5	0	0	0	0	9	0.00	5	1	3	0	0	0	0	1	6	1.20	3	0	0	0	20	2	6	3	0	0	7	7	0	5	2	4	-2	0	1	0.00
BERALDO Paulo	8	RW	5	5	2	0	1	3	15	13.33	8	3	2	1	0	0	0	0	6	1.20	3	0	0	0	21	4	1	5	6	0	3	5	1	2	4	9	-5	4	0	100.00
BRUGNOLI Patrich	19	CE	5	5	0	0	0	0	3	0.00	1	1	1	0	0	0	0	1	2	.40	1	0	0	0	12	1	1	4	3	0	1	3	1	0	1	2	-1	1	0	100.00
CAMPESE Bruno	30	GK	5	0	0	0	0	0	0	0.00	0	0	0	0	0	0	0	0	0	0.00	0	0	0	0	0	0	0	0	0	0	0	0	0	0	0	0	0	0	0	0.00
CHITARRONI Mario	24	CE	5	5	1	1	0	2	12	8.33	8	1	2	0	0	0	0	0	8	1.60	4	0	0	0	47	8	9	0	4	2	6	18	0	0	4	6	-2	56	50	52.83
CIRCELLI Anthony	25	RD	5	5	2	0	0	2	17	11.76	8	4	3	1	0	0	0	0	0	0.00	0	0	0	0	39	3	2	7	1	6	10	15	2	3	8	6	2	0	0	0.00
COMPLOI Georg	20	RD	5	5	0	0	0	0	7	0.00	2	3	2	0	0	0	0	0	12	2.40	6	0	0	0	21	4	2	10	0	2	5	6	2	6	3	7	-4	0	0	0.00
DA CORTE Luigi	47	LD	5	1	0	0	0	0	1	0.00	0	1	0	0	0	0	0	0	0	0.00	0	0	0	0	0	0	0	0	0	0	0	0	0	0	0	0	0	0	0	0.00
DE ANGELIS Michael	37	LD	5	5	0	3	0	3	16	0.00	4	6	6	0	0	0	0	0	0	0.00	0	0	0	0	33	0	9	5	0	1	10	10	1	1	8	3	5	0	1	0.00
DE GAETANO Philip	3	RD	5	5	0	0	1	1	15	0.00	8	6	1	0	0	0	0	0	2	.40	1	0	0	0	28	3	1	7	0	0	9	12	1	3	7	4	3	0	0	0.00
DELFINO David	33	GK	5	2	0	0	0	0	0	0.00	0	0	0	0	0	0	0	0	0	0.00	0	0	0	0	2	0	1	0	0	0	0	1	0	0	3	8	-5	0	0	0.00
DE TONI Lino	10	LW	5	5	0	0	0	0	1	0.00	0	1	0	0	0	0	0	0	2	.40	1	0	0	0	8	0	0	0	4	1	1	3	1	0	2	1	1	0	0	0.00
FIGLIUZZI Stefan	91	CE	5	5	3	0	0	3	8	37.50	3	0	2	0	0	1	0	2	10	2.00	5	0	0	0	29	2	6	5	3	2	8	4	0	1	4	3	1	40	34	54.05
IOVIO Emilio	9	LW	5	5	0	0	0	0	16	0.00	11	2	3	0	0	0	0	0	4	.80	2	0	0	0	28	1	4	5	5	0	7	9	2	1	4	4	0	1	7	12.50
MARCHETTI Giovanni	23	LD	5	4	0	0	0	0	3	0.00	1	0	2	0	0	0	0	0	2	.50	1	0	0	0	7	0	0	5	0	0	4	1	1	2	1	2	-1	0	0	0.00
OBERRAUCH Robert	4	LD	5	5	0	0	0	0	13	0.00	8	3	2	0	0	0	0	1	8	1.60	4	0	0	0	35	5	4	3	0	2	14	22	8	7	6	4	2	0	0	0.00
ORLANDO Gaetano	17	CE	5	5	3	3	0	6	12	25.00	8	1	0	0	0	1	0	0	6	1.20	3	0	0	0	25	3	3	4	5	2	8	4	4	0	8	3	5	58	45	56.31
PAVLU Martin	28	RW	5	5	1	3	0	4	11	9.09	4	4	2	0	0	0	0	0	0	0.00	0	0	0	0	27	3	7	1	4	0	11	4	2	1	4	5	-1	1	2	33.33
RAMOSER Roland	11	RW	5	5	0	0	0	0	4	0.00	3	0	1	0	0	0	0	0	4	.80	2	0	0	0	7	2	0	1	0	0	2	2	0	0	1	1	0	0	0	0.00
ROSATI Michael	34	GK	5	3	0	0	0	0	0	0.00	0	0	0	0	0	0	0	0	0	0.00	0	0	0	0	2	0	0	0	0	0	0	2	0	0	14	7	7	0	0	0.00
SACRATINI Vezio	32	CE	5	4	1	0	0	1	4	25.00	0	2	1	0	0	0	0	0	4	1.00	2	0	0	0	6	0	0	1	1	0	1	4	1	0	2	1	1	8	10	44.44
TOPATIGH Lucio	27	RW	5	5	3	0	0	3	16	18.75	4	1	8	1	0	1	0	0	6	1.20	3	0	0	0	18	4	4	1	3	0	6	2	0	2	7	1	6	0	0	0.00
ZARRILLO Bruno	16	LW	5	5	1	2	0	3	15	6.67	5	2	7	1	0	0	0	1	2	.40	1	0	0	0	25	1	7	4	6	1	4	6	2	2	8	3	5	2	0	100.00

Family & Surname	No	Po	GP	PI	MIP	MPI%	SOG	GA	SVS	SVS%	GAA	GKC	SHGA	SO	AVG	2	5	10	GMP	GAP
CAMPESE Bruno	30	GK	5	0	0.00	0.00	0	0	0	0.00	0.00	0.00	0	0	0.00	0	0	0	0	0
DELFINO David	33	GK	5	2	120.00	40.00	75	8	67	89.33	4.00	42.68	3	0	0.00	0	0	0	0	0
ROSATI Michael	34	GK	5	3	180.00	60.00	99	7	92	92.93	2.33	16.47	3	0	0.00	0	0	0	0	0

Players by Team GER

Including Game No.:29

Family & Surname	No	Po	GP	PI	G	A1	A2	PTS	S	SG%	SSG	SSP	SPG	PPG	SHG	GWG	GTG	GAP	PIM	AVG	2	5	10	GMP	DAC	BCH	SCH	BBL	BAC	SBL	PRE	PCL	LOP	PAP	POP	NEP	+/-	FO+	FO-	FO%
BOEHM Richard	14	CE	5	5	0	2	0	2	7	0.00	3	1	3	0	0	0	0	0	2	.40	1	0	0	0	16	2	2	3	2	0	6	3	2	0	3	2	1	40	32	55.56
REICHEL Martin	36	CE	5	5	0	0	1	1	6	0.00	3	0	3	0	0	0	0	0	2	.40	1	0	0	0	21	1	1	4	4	2	7	2	0	0	2	4	-2	28	26	51.85
EVTUSHEVSKI Gregor	9	RW	5	5	1	1	0	2	4	25.00	1	0	2	0	0	1	0	0	8	1.60	4	0	0	0	17	3	3	4	3	1	2	2	1	0	2	1	1	1	0	100.00
HANDRICK Jörg	31	LW	5	5	0	0	0	0	14	0.00	6	4	4	0	0	0	0	0	2	.40	1	0	0	0	18	0	3	4	2	0	7	2	0	0	0	3	-3	3	0	100.00
SCHINKO Thomas	12	LW	5	3	0	0	0	0	2	0.00	1	0	1	0	0	0	0	0	2	.67	1	0	0	0	5	2	0	0	1	0	1	1	0	0	1	0	1	0	0	0.00
RUMRICH Michael	26	RW	5	5	1	0	0	1	12	8.33	5	3	3	0	0	0	0	0	0	0.00	0	0	0	0	10	0	2	2	2	0	3	3	2	0	2	3	-1	11	14	44.00
BRANDL Thomas	7	CE	5	5	0	1	0	1	26	0.00	15	6	5	0	0	0	0	0	0	0.00	0	0	0	0	17	5	1	4	6	0	4	2	4	1	2	2	0	61	44	58.10
STEFAN Leo	13	LW	5	5	1	0	0	1	23	4.35	18	1	3	0	0	0	0	1	4	.80	2	0	0	0	18	0	2	3	4	0	7	5	2	1	2	2	0	0	0	0.00
ABSTREITER Tobias	37	CE	5	4	0	0	0	0	5	0.00	2	1	2	0	0	0	0	1	2	.50	1	0	0	0	8	1	0	3	1	0	3	0	0	0	1	1	0	17	10	62.96
KÖPF Ernst	33	RW	5	5	3	0	0	3	24	12.50	12	2	7	2	0	0	0	0	0	0.00	0	0	0	0	16	4	0	1	3	0	3	6	0	1	5	4	1	0	0	0.00
KUMMER Wolfgang	28	RW	5	5	1	0	0	1	18	5.56	8	4	5	1	0	0	0	0	4	.80	2	0	0	0	22	1	1	2	3	2	12	4	1	2	4	3	1	4	5	44.44
LÜDEMANN Mirko	18	RD	5	5	0	0	0	0	13	0.00	4	4	5	0	0	0	0	0	2	.40	1	0	0	0	18	0	3	8	1	0	8	2	3	1	2	4	-2	0	0	0.00
GULDA Peter	8	LD	5	5	0	2	0	2	26	0.00	6	7	13	0	0	0	0	0	2	.40	1	0	0	0	39	9	3	9	0	2	13	4	0	1	4	3	1	0	0	0.00
BRESAGK Michael	2	LD	5	4	0	0	0	0	4	0.00	1	3	0	0	0	0	0	0	2	.50	1	0	0	0	13	1	2	4	1	0	5	3	1	2	2	3	-1	0	0	0.00
MEYER Jayson	35	RD	5	5	1	0	0	1	26	3.85	14	7	4	1	0	0	0	0	6	1.20	3	0	0	0	38	4	1	7	0	1	19	9	1	2	2	5	-3	0	0	0.00
MAYR Jörg	6	RD	5	5	0	0	0	0	18	0.00	14	2	2	0	0	0	0	0	2	.40	1	0	0	0	37	10	3	8	0	3	8	8	2	1	3	7	-4	0	0	0.00
NIEDERBERGER Andre	19	RD	5	5	0	0	0	0	17	0.00	8	4	5	0	0	0	0	1	4	.80	2	0	0	0	21	3	3	4	0	3	7	3	2	0	3	4	-1	0	0	0.00
KIENASS Torsten	3	RD	5	5	0	1	0	1	16	0.00	11	1	4	0	0	0	0	0	4	.40	1	0	0	0	31	2	4	8	0	0	7	11	0	1	3	3	0	0	0	0.00
SELIGER Marc	40	GK	5	0	0	0	0	0	0	0.00	0	0	0	0	0	0	0	0	0	0.00	0	0	0	0	0	0	0	0	0	0	0	0	0	0	0	0	0	0	0	0.00
MERK Klaus	27	GK	5	2	0	0	0	0	0	0.00	0	0	0	0	0	0	0	0	0	0.00	0	0	0	0	3	0	0	0	0	0	0	1	2	0	0	4	6	-2	0	0	0.00
HEISS Joseph	30	GK	5	3	0	0	0	0	0	0.00	0	0	0	0	0	0	0	0	0	0.00	0	0	0	0	0	0	0	0	0	0	0	0	0	0	0	0	0	0	0	0.00
HILGER Raimund	15	RW	5	5	1	0	0	1	21	4.76	9	5	6	1	0	0	0	1	6	1.20	3	0	0	0	15	2	1	3	4	0	5	1	0	1	1	6	-5	1	4	20.00
BENDA Jan	32	RW	5	5	0	0	0	0	7	0.00	3	4	0	0	0	0	0	0	24	4.80	2	0	0	1	15	6	2	3	3	0	2	0	0	1	1	5	-4	1	2	33.33

Family & Surname	No	Po	GP	PI	MIP	MPI%	SOG	GA	SVS	SVS%	GAA	GKC	SHGA	SO	AVG	2	5	10	GMP	GAP
SELIGER Marc	40	GK	5	0	0.00	0.00	0	0	0	0.00	0.00	0.00	0	0	0.00	0	0	0	0	0
MERK Klaus	27	GK	5	2	120.00	40.00	48	6	42	87.50	3.00	37.50	2	1	0.00	0	0	0	0	0
HEISS Joseph	30	GK	5	3	179.20	59.78	61	8	53	86.89	2.68	35.13	2	0	0.00	0	0	0	0	0

Date: 2. 5.94 Start:20:00 End:22:23 Place:Bolzano-Bozen Game Nr.: 28 Page 1 of 1

Team A: RUS

Family & Given Name	Nr	Pos	P	G	Time	S	A1	A2	GS	Positive Part A						Negative Part B					
SHTALENKOV Mikhail	1	*GK	Y	1	12.15	13	11		EQ	1	13	11	22	8	26	30	14	27	7	16	4
IVANNIKOV Valeri	20	GK	Y																		
YUSHKEVICH Dmitri	2	RD	Y																		
ZITNIK Alexei A	4	LD	Y																		
SMIRNOV Alexandr	5	LD	Y																		
BJAKIN Ilja C	6	LD	Y																		
FROLOV Dmitri	8	*LD	Y																		
FEDULOV Igor	11	*LW	Y																		
GORBATCHEV Eduard	12	LW	N																		
KAMENSKY Valeri A	13	*RW	Y																		
EMELIN Anatoli	15	LW	Y																		
YASHIN Alexei	19	RW	Y																		
SHENDELEV Sergei	22	*LD	Y																		
BURE Valeri	23	LW	Y																		
NIKOLISHIN Andrei	24	LW	Y																		
SYPLAKOV Yuri	25	LW	Y																		
OVALENKO Andrei	26	*LW	Y																		
BEZUKLADNIKOV Vjatc	27	LW	Y																		
ULANOW Igor	28	LD	Y																		
BEREZIN Serge	29	RW	Y																		
SOROKIN Sergei	32	RD	Y																		

Time	Nr	Min	Offence	Start	End
6.12	2	2	HOLD	6.12	8.12
21.16	22	2	HOLD	21.16	23.16
36.15	13	2	HOOK	36.15	38.15
39.17	2	2	INTERF	39.17	41.17
44.56	11	2	HOOK	44.56	46.56
48.00	22	2	INTERF	48.00	50.00
52.05	5	2	TRIP	52.05	52.55
56.31	28	2	HOLD	56.31	58.31
59.58	13	10	MISC	59.58	60.00

Coach:MIKHAILOV Boris Coach:TUZIK Igor Manager:MERINOV Vladimir

Team B: CAN

Family & Given Name	Nr	Pos	P	G	Time	S	A1	A2	GS	Positive Part B						Negative Part A					
RANFORD Bill	30	*GK	Y	1	51.07	8	25		EQ	30	25	19	16	2	8	20	6	2	25	15	29
FISET Stephane	31	GK	N	2	52.55	19	14	7	PP	30	7	27	14	28	19	20	6	28	15	4	
DOLLAS Bobby	2	LD	Y	3	59.58	19			EQ	30	19	14	17	22	4	19	26	6	24	29	15
BERGEVIN Marc	3	LD	Y																		
BLAKE Rob	4	*RD	Y																		
ARNOTT Jason	7	CE	Y																		
SANDERSON Geoff	8	CE	Y																		
CORSON Shayne	9	*RW	Y																		
RICCI Mike	10	*CE	Y																		
BUCHBERGER Kelly	11	RW	Y																		
SHANAHAN Brendan A	14	LW	Y																		
VERBEEK Pat	16	RW	Y																		
BRIND-AMOUR Rod A	17	CE	Y																		
EMERSON Nelson	18	*CE	Y																		
SAKIC Joe	19	CE	Y																		
ROBITAILLE Luc C	20	LW	Y																		
RICHARDSON Luke	22	*LD	Y																		
THOMAS Steve	23	RW	Y																		
SYDOR Darryl	25	LD	Y																		
KARIYA Paul	27	LW	Y																		
DUCHESNE Steve	28	RD	Y																		
RACINE Yves	33	LD	Y																		

Time	Nr	Min	Offence	Start	End
7.24	25	2	HOLD	7.24	9.24
8.51	17	2	CROSS	8.51	10.51
13.47	10	2	HOLD	13.47	15.47
25.12	22	2	CHARGE	25.12	27.12
57.03	7	2	HOLD	57.03	59.03

Coach:KINGSTON George Coach:RENNEY Tom Manager:SATHER Glen

Game Summary

P	GF GA	SSG	SSP	SPG	SOG	S	PIM	TPP	PPG	SHG	PO+	DAC
1	1:0	7:13	1:4	4:3	8:13	13:20	2:6	4.39:1.12	0:0	0:0	9:12	19:42
2	0:0	12:10	2:6	5:2	12:10	19:18	6:2	2.00:4.43	0:0	0:0	8:16	20:18
3	0:3	2:9	2:6	3:9	2:12	7:27	18:2	0.32:6.39	0:1	0:0	5:16	22:15
SU	1:3	21:32	5:16	12:14	22:35	39:65	26:10	7.11:12.34	0:1	0:0	22:44	61:75

Goalkeepers Record

Time	GKA	GKB	ENG	A	MIP	B	MIP
0.00	1	30		1	40.00	30	60.00
40.00	20			20	19.32	31	0.00
59.32	-						
59.58			CAN				

Referee	Linesman	Linesman	Goaljudge	Goaljudge	Game-TKP	Pen-TKP	Off.Scorer	Spect.
Grundström, J	Burt, G.	Elvy, J.	Zanon	Mase	Pannetta	Chizzali	Sarto	6200

Gestetner

RUS **GK 1**

GK 20

Date: 94. 5. 2 **Game No: 28** **Period: 1**

CAN **GK 30**

GK 31

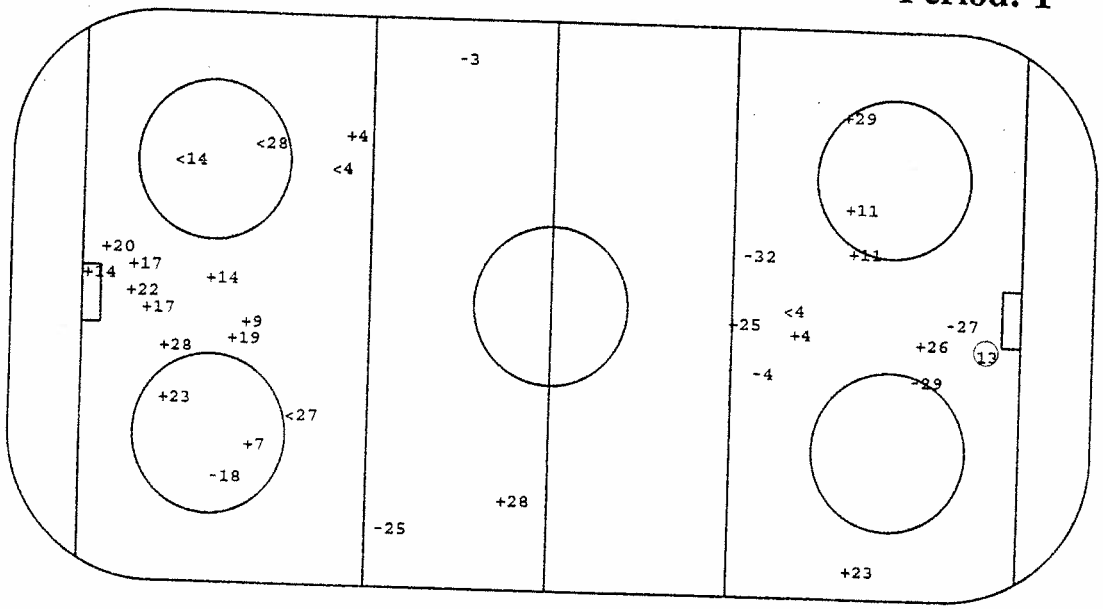

O Goal +SSG <SSP -SPG

Face - Offs

DZ	MZ	AZ
19	-11	-26
-11	-24	-25
-25	-25	-27
-27	-27	11
27	25	-11
19	-19	
24	25	
11	26	

Defense Activity

Team	BCH	SCH	BBL	SBL	BAC	PRE	PCL	-LOP	-PAP
RUS		13	8	25	15	29	29 29	22	6
		19	2	28	11	28	2	5	2
		5	15		25	28	32	13	
						29	1		
							19		
							4		
							28		
							1		
CAN	16 22	33	3		17	4	25		
	3 7	22	14		20	17	3		
	3	7	17		17	16	9		
	4	25	20		18	17	28		
	22	4			19	16	19		
	22	9			17	20	22		
	28	22				23			
	8	3				17			

Face - Offs

AZ	MZ	DZ
-19	10	19
17	19	19
17	7	17
10	9	-19
-10	- 7	17
- 9	14	
-19	-17	
-17	- 7	

GK GoalKeeper
SSG Shot Saved by GK
SSP Shot Saved by def.Player

SPG Shot Past Goal
DZ Defence Zone
MZ Middle Zone

AZ Attack Zone
BCH BodyCHeck
SCH Stick Contact Check

BBL BodyBLock
SBL ShotBLock
BAC BAck Checking

PRE Puck REcovery
PCL Puck CLearing
LOP Loss Of Puck

PAP Play Away from Puck

Gestetner

Gestetner

CAN **GK 30**

GK 31

Date: 94. 5. 2 **Game No: 28** **Period: 2**

RUS **GK 1**

GK 20

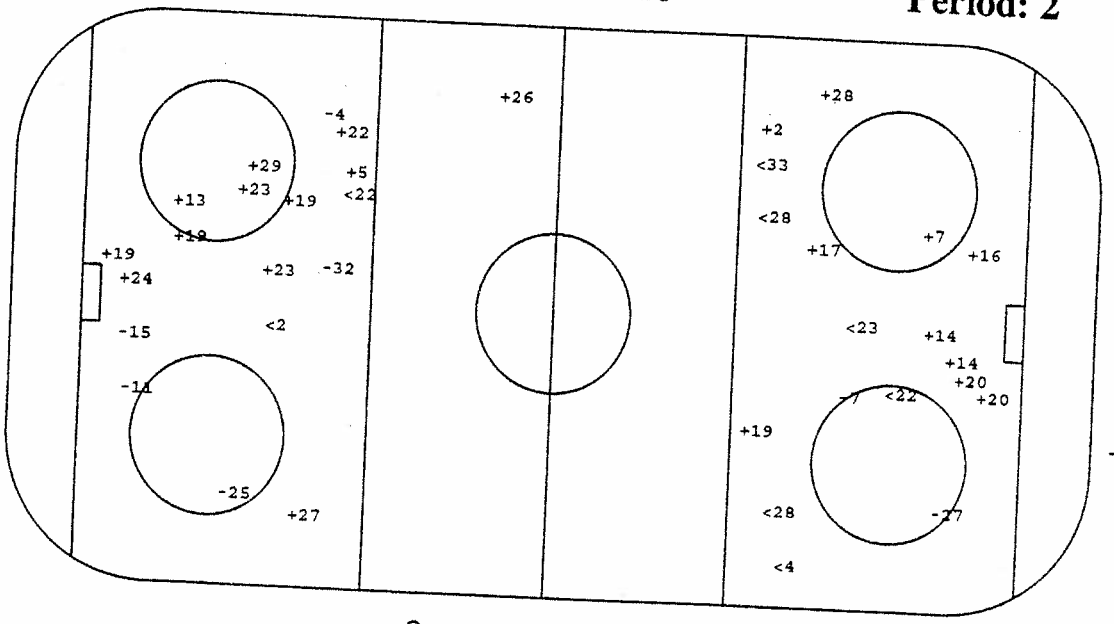

○ Goal +SSG <SSP -SPG

Face - Offs

DZ	MZ	AZ
19	-10	19
11	19	10
19	-10	-20
-19	10	9
-17	-17	17
17	17	7
11	- 9	
7		
7		
-19		
17		

Defense Activity

Team	BCH	SCH	BBL	SBL	BAC	PRE	PCL	-LOP	-PAP
CAN	22 22	25	28		8	7	10	25	33
	8		16		16	20			
	22		19		23				
	33				14				
	14								
	20								
	19								
	2								
RUS		13	27	27	24	25	4		24
		11	22	22		8	2		4
			28	23		26	32		
			32			11	28		
			6			8	29		
							15		

Face - Offs

AZ	MZ	DZ
-19	11	-19
-24	-27	-11
-24	11	24
19	-11	-11
27	27	-27
-25	-27	-19
-27	11	
-19		
-19		
11		
-27		

GK GoalKeeper
SSG Shot Saved by GK
SSP Shot Saved by def.Player

SPG Shot Past Goal
DZ Defence Zone
MZ Middle Zone

AZ Attack Zone
BCH BodyCHeck
SCH Stick Contact Check

BBL BodyBLock
SBL ShotBLock
BAC BAck Checking

PRE Puck REcovery
PCL Puck CLearing
LOP Loss Of Puck

PAP Play Away from Puck

C.O.N.I.
FISG
ICEHOCKEY
IIHF

RUS **GK 1**

GK 20

19

8

Empty Net

19

Date: 94. 5. 2 **Game No: 28** **Period: 3**

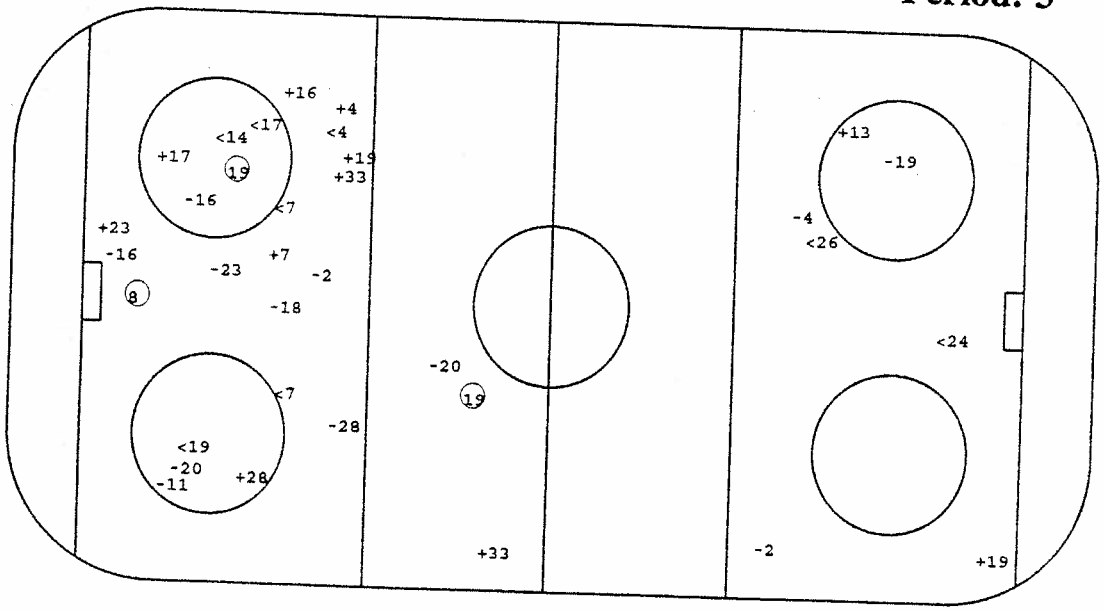

○Goal +SSG <SSP -SPG

CAN **GK 30**

GK 31

Face - Offs

DZ	MZ	AZ
-26	26	-19
-19	-11	-19
-27	-27	
11	-25	
-27	19	
-26	-19	
-26	-27	
-26	19	
	26	
	-27	
	-19	

Defense Activity

Team	BCH	SCH	BBL	SBL	BAC	PRE	PCL	-LOP	-PAP
RUS	28	22	27	2	22	25	13	22	25
	2	4	22	2	25	24	4	2	26
	32	19			27	28	2	13	
						2	5		
						2	28		
						4	32		
						2	24		
CAN	3		33	28	23	20	10		
	22		28		11	23	19		
					16	16			
						8			
						14			

Face - Offs

AZ	MZ	DZ
14	- 7	19
14	7	17
17	17	
- 7	10	
10	-10	
14	10	
14	10	
14	-19	
	-14	
	19	
	17	

GK GoalKeeper
SSG Shot Saved by GK
SSP Shot Saved by def.Player

SPG Shot Past Goal
DZ Defence Zone
MZ Middle Zone

AZ Attack Zone
BCH BodyCHeck
SCH Stick Contact Check

BBL BodyBLock
SBL ShotBLock
BAC BAck Checking

PRE Puck REcovery
PCL Puck CLearing
LOP Loss Of Puck

PAP Play Away from Puck

Gestetner

Players by Team RUS

Including Game No.:29

Family & Surname	No	Po	GP	PI	G	A1	A2	PTS	S	SG%	SSG	SSP	SPG	PPG	SHG	GWG	GTG	GAP	PIM
BEREZIN Serge	29	RW	5	5	2	1	0	3	28	7.14	18	5	3	1	0	0	0	0	2
BEZUKLADNIKOV Vjat	27	LW	5	5	1	1	0	2	10	10.00	7	1	1	0	0	0	0	0	2
KOVALENKO Andrei	26	LW	5	5	2	2	3	7	21	9.52	10	4	5	1	0	1	0	0	2
TSYPLAKOV Yuri	25	LW	5	5	1	0	1	2	11	9.09	8	0	2	0	0	0	0	1	8
NIKOLISHIN Andrei	24	LW	5	5	0	0	0	0	13	0.00	9	2	2	0	0	0	0	0	4
BURE Valeri	23	LW	5	5	3	0	0	3	21	14.29	12	2	4	1	0	0	0	0	2
YASHIN Alexei	19	RW	5	4	1	2	0	3	9	11.11	5	0	3	0	0	0	0	0	8
EMELIN Anatoli	15	LW	5	5	2	0	0	2	16	12.50	8	1	5	0	0	0	0	0	6
KAMENSKY Valeri	13	RW	5	5	5	4	1	10	32	15.63	13	6	8	1	0	0	0	0	12
GORBATCHEV Eduard	12	LW	5	2	1	0	0	1	5	20.00	2	1	1	1	0	0	0	0	4
FEDULOV Igor	11	LW	5	5	4	3	2	9	19	21.05	11	2	2	2	0	0	0	0	4
ULANOW Igor	28	LD	5	5	1	0	0	1	11	9.09	5	3	2	0	0	0	0	0	10
SHENDELEV Sergei	22	LD	5	5	1	1	0	2	15	6.67	8	4	2	0	0	0	0	0	6
FROLOV Dmitri	8	LD	5	5	0	1	0	1	5	0.00	2	2	1	0	0	0	0	0	2
BJAKIN Ilja	6	LD	5	5	2	2	0	4	20	10.00	10	4	4	0	1	2	0	0	2
SMIRNOV Alexandr	5	LD	5	5	1	1	1	3	12	8.33	4	5	2	0	0	0	0	1	4
ZITNIK Alexei	4	LD	5	5	1	0	0	1	34	2.94	17	8	8	0	0	1	0	0	8
YUSHKEVICH Dmitri	2	RD	5	5	1	1	1	3	15	6.67	7	3	4	0	0	0	0	0	12
SHIRGAZIEV Albert	30	GK	5	2	0	0	0	0	0	0.00	0	0	0	0	0	0	0	0	0
IVANNIKOV Valeri	20	GK	5	2	0	0	0	0	0	0.00	0	0	0	0	0	0	0	0	0
SHTALENKOV Mikhail	1	GK	5	5	0	0	0	0	0	0.00	0	0	0	0	0	0	0	0	0
SOROKIN Sergei	32	RD	5	4	0	0	0	0	11	0.00	7	0	4	0	0	0	0	0	4

Family & Surname	AVG	2	5	10	GMP	DAC	BCH	SCH	BBL	BAC	SBL	PRR	PCL	LOP	PAP	POP	NEP	+/-	PO+	FO-	FO%
BEREZIN Serge	.40	1	0	0	0	17	2	0	3	1	0	7	4	0	0	7	2	5	1	2	33.33
BEZUKLADNIKOV Vjat	.40	1	0	0	0	13	3	2	3	2	1	3	1	0	2	4	1	3	29	38	43.28
KOVALENKO Andrei	.40	1	0	0	0	16	1	2	2	4	3	5	1	1	1	13	2	11	8	10	44.44
TSYPLAKOV Yuri	1.60	4	0	0	0	12	1	0	0	2	1	8	1	0	1	6	1	5	30	47	38.96
NIKOLISHIN Andrei	.80	2	0	0	0	19	1	3	3	5	0	4	4	0	1	7	3	4	11	13	45.83
BURE Valeri	.40	1	0	0	0	8	2	1	2	1	1	1	1	1	0	9	0	9	0	1	0.00
YASHIN Alexei	2.00	4	0	0	0	12	1	3	1	0	0	7	1	1	0	5	3	2	17	23	42.50
EMELIN Anatoli	1.20	3	0	0	0	13	0	3	1	2	0	5	2	0	0	5	5	0	0	0	0.00
KAMENSKY Valeri	2.40	1	0	1	0	17	0	5	0	5	1	7	2	2	1	14	1	13	1	4	20.00
GORBATCHEV Eduard	2.40	1	0	1	0	17	0	5	0	5	1	7	2	2	1	14	1	13	1	4	20.00
FEDULOV Igor	2.00	2	0	0	0	3	0	0	0	1	1	2	0	1	0	3	1	2	0	3	0.00
ULANOW Igor	.80	2	0	0	0	16	0	3	2	4	0	5	3	1	0	12	0	12	40	34	54.05
SHENDELEV Sergei	2.00	5	0	0	0	44	15	3	7	0	2	13	7	2	1	5	4	1	0	0	0.00
FROLOV Dmitri	1.20	3	0	0	0	30	2	4	9	1	3	9	6	4	0	14	2	12	0	0	0.00
BJAKIN Ilja	.40	1	0	0	0	20	4	3	6	0	0	7	2	2	0	6	1	5	0	0	0.00
SMIRNOV Alexandr	.40	1	0	0	0	16	1	6	6	0	0	10	1	3	5	9	3	6	0	0	0.00
ZITNIK Alexei	.80	2	0	0	0	10	1	4	2	0	0	5	5	,5	2	8	1	7	0	0	0.00
YUSHKEVICH Dmitri	1.60	4	0	0	0	30	12	6	5	0	0	10	4	2	5	6	2	4	0	0	0.00
SHIRGAZIEV Albert	2.40	6	0	0	0	37	6	8	6	0	2	10	8	2	1	10	2	8	0	0	0.00
IVANNIKOV Valeri	0.00	0	0	0	0	1	0	0	0	0	0	0	1	0	0	1	0	1	0	0	0.00
SHTALENKOV Mikhail	0.00	0	0	0	0	0	0	0	0	0	0	0	0	0	0	4	4	0	0	0	0.00
SOROKIN Sergei	0.00	0	0	0	0	5	0	0	0	0	0	1	4	0	0	24	2	22	0	0	0.00
	1.00	2	0	0	0	15	2	1	2	1	0	0	9	0	0	1	0	1	1	3	25.00

Family & Surname	No	Po	GP	PI	MIP	MPI%	SOG	GA	SVS	SVS%	GAA	GKC	SHGA	SO	AVG	2	5	10	GMP	GAP
SHIRGAZIEV Albert	30	GK	5	2	22.32	7.51	6	0	6	100.00	0.00	0.00	0	2	0.00	0	0	0	0	0
IVANNIKOV Valeri	20	GK	5	2	39.32	13.18	19	4	15	78.95	6.07	127.77	1	0	0.00	0	0	0	0	0
SHTALENKOV Mikhail	1	GK	5	5	236.88	79.16	102	2	100	98.04	.51	1.00	1	2	0.00	0	0	0	0	0

Players by Team CAN

Including Game No.:29

Family & Surname	No	Po	GP	PI	G	A1	A2	PTS	S	SG%	SSG	SSP	SPG	PPG	SHG	GWG	GTG	GAP	PIM	AVG	2	5	10	GMP	DAC	BCH	SCH	BBL	BAC	SBL	PRE	PCL	LOP	PAP	POP	NEP	+/-	PO+	PO-	FO%
SAKIC Joe	19	CE	5	5	4	1	0	5	15	26.67	6	3	2	2	0	1	0	0	0	0.00	0	0	0	0	13	1	0	2	1	0	5	4	0	0	7	3	4	35	23	60.34
SYDOR Darryl	25	LD	5	5	0	1	0	1	18	0.00	12	3	3	0	0	0	0	0	4	.80	2	0	0	0	22	2	5	7	0	0	5	4	1	0	9	2	7	0	0	0.00
SANDERSON Geoff	8	CE	5	5	3	1	0	4	21	14.29	12	3	3	0	0	1	0	0	6	1.20	3	0	0	0	15	2	2	2	5	0	7	1	1	3	6	2	4	1	1	50.00
ROBITAILLE Luc	20	LW	5	5	0	2	0	2	17	0.00	9	0	8	0	0	0	0	0	2	.40	1	0	0	0	15	2	2	2	2	0	4	3	0	0	4	1	3	0	1	0.00
RICHARDSON Luke	22	LD	5	5	0	0	1	1	11	0.00	4	4	3	0	0	0	0	0	2	.40	1	0	0	0	25	10	3	7	0	2	2	4	2	1	7	2	5	0	0	0.00
RICCI Mike	10	CE	5	5	2	1	0	3	8	25.00	4	1	1	0	0	0	0	0	4	.80	2	0	0	0	16	2	2	3	0	2	3	4	0	0	6	1	5	55	27	67.07
RANFORD Bill	30	GK	5	3	0	0	0	0	0	0.00	0	0	0	0	0	0	0	0	0	0.00	0	0	0	0	0	0	0	0	0	0	0	0	0	0	10	4	6	0	0	0.00
RACINE Yves	33	LD	5	5	1	2	0	3	16	6.25	6	7	2	1	0	0	0	0	0	0.00	0	0	0	0	23	5	6	8	0	0	4	4	2	2	7	1	6	0	0	0.00
KARIYA Paul	27	LW	5	5	3	4	1	8	10	30.00	3	1	3	0	0	0	0	0	6	1.20	3	0	0	0	9	0	0	2	3	0	4	2	2	0	10	2	8	0	0	0.00
FISET Stephane	31	GK	5	2	0	0	0	0	0	0.00	0	0	0	0	0	0	0	0	2	.40	1	0	0	0	2	0	1	0	0	0	0	1	0	0	14	3	11	0	0	0.00
EMERSON Nelson	18	CE	5	5	2	1	0	3	12	16.67	5	1	4	1	0	1	0	0	0	0.00	0	0	0	0	12	1	1	0	7	1	3	0	1	0	4	1	3	2	3	40.00
DOLLAS Bobby	2	LD	5	5	0	0	1	1	14	0.00	8	2	4	0	0	0	0	0	4	.80	2	0	0	0	17	2	3	6	0	2	2	2	0	0	9	0	9	0	0	0.00
CORSON Shayne	9	RW	5	4	2	0	0	2	8	25.00	6	0	0	0	0	1	0	0	4	1.00	2	0	0	0	14	1	2	3	1	0	6	1	0	0	3	0	3	8	5	61.54
BUCHBERGER Kelly	11	RW	5	5	0	0	0	0	8	0.00	3	1	4	0	0	0	0	1	6	1.20	3	0	0	0	19	3	0	4	3	1	2	6	0	0	5	1	4	4	0	100.00
BRIND-AMOUR Rod	17	CE	5	5	2	0	1	3	11	18.18	6	2	1	1	0	0	0	0	2	.40	1	0	0	0	30	2	5	4	7	1	10	3	2	0	6	1	5	39	27	59.09
BLAKE Rob	4	RD	5	5	0	1	1	2	24	0.00	11	10	3	0	0	0	0	0	2	.40	1	0	0	0	22	8	2	7	0	1	3	4	2	1	5	3	2	1	0	100.00
BERGEVIN Marc	3	LD	5	5	0	0	0	0	11	0.00	6	2	3	0	0	0	0	1	2	.40	1	0	0	0	20	6	3	5	0	0	6	3	1	2	5	1	4	0	0	0.00
ARNOTT Jason	7	CE	5	5	0	3	1	4	19	0.00	12	5	2	0	0	0	0	1	2	.40	1	0	0	0	22	7	3	2	6	0	5	0	1	0	10	2	8	43	36	54.43
VERBEEK Pat	16	RW	5	5	1	1	0	2	13	7.69	8	0	4	0	0	0	0	0	6	1.20	3	0	0	0	20	2	2	2	3	0	10	1	0	0	6	3	3	0	0	0.00
SHANAHAN Brendan	14	LW	5	3	3	1	0	4	19	15.79	10	4	2	1	0	1	0	0	4	1.33	2	0	0	0	7	1	1	1	2	0	3	1	1	1	6	3	3	8	5	61.54
DUCHESNE Steve	28	RD	5	3	0	0	1	1	16	0.00	6	4	6	0	0	0	0	0	0	0.00	0	0	0	0	17	5	1	3	0	1	5	5	2	1	3	3	0	0	0	0.00
THOMAS Steve	23	RW	5	3	1	1	0	2	13	7.69	6	2	4	0	0	0	0	0	0	0.00	0	0	0	0	7	1	0	1	3	0	3	0	1	0	2	0	2	0	0	0.00

Family & Surname	No	Po	GP	PI	MIP	MPI%	SOG	GA	SVS	SVS%	GAA	GKC	SHGA	SO	AVG	2	5	10	GMP	GAP
RANFORD Bill	30	GK	5	3	180.00	60.00	77	4	73	94.81	1.33	6.90	3	0	0.00	0	0	0	0	0
FISET Stephane	31	GK	5	2	120.00	40.00	48	3	45	93.75	1.50	9.37	0	0	0.00	0	0	0	0	0



C.O.N.I.





ICEHOCKEY WORLD CHAMPIONSHIP / POOL - A / BOLZANO/BOZEN - VAL DI FASSA - MILANO / ITALIA - 25.04. - 08.05.1994

Date: 3. 5.94 Start:20:00 End:22:09 Place:Bolzano-Bozen Game Nr.: 30 Page 1 of 1

Team A: **GBR**

Family & Given Name	Nr	Pos	P	G	Time	S	A1	A2	GS	Positive Part A	Negative Part B
MC CRONE John	1	*GK	Y								
HANSON Moray	29	GK	Y								
CHINN Nicholas	2	LW	Y								
O'CONNER Michael A	3	LD	Y								
CRANSTON Tim	4	CE	Y								
COOPER Stephen A	5	*LD	Y								
HOPE Shannon	6	*LD	Y								
COTE Matthew	7	RW	Y								
HAND Anthony	9	RW	Y								
MC EWEN Douglas	10	CE	Y								
FERA Richard	11	CE	Y								
BREBANT Richard	13	*CE	Y								
SCOTT Patrick	14	CE	Y								
COOPER Ian	16	*LW	Y								
CONWAY Kevin	17	RW	Y								
[illegible]ON Brian	18	RD	N								
[illegible]LAND Christopher C	21	LD	Y								
KURTENBACH Terry	22	RD	Y								
MORRIS Frank	24	*CE	Y								
LONGSTAFF David	25	RW	Y								
MALO Andre	27	LD	Y								

Penalties					
Time	Nr	Min	Offence	Start	End
11.47	25	2	INTERF	11.47	13.47
13.39	3	2	CROSS	13.39	15.38
14.34	24	2	TRIP	14.34	16.34
16.32	3	2	HI-ST	16.32	18.32
25.46	7	2	HOLD	25.46	27.46
30.28	14	2	HOOK	30.28	32.28
43.49	13	2	HOOK	43.49	44.34
50.38	3	2	INTERF	50.38	52.38

Coach:DAMPIER Alex Coach:JOHNSON Peter Manager:TOBMAN Nico

Team B: **AUT**

Family & Given Name	Nr	Pos	P	G	Time	S	A1	A2	GS	Positive Part B						Negative Part A					
SUTTNIG Michael	1	GK	N	1	1.20	26			EQ	23	26	30	16	6	7	1	3	27	10	4	17
PUSCHACHER Michael	23	*GK	Y	2	2.32	74	24		EQ	23	74	24	13	22	4	1	10	9	14	22	6
STRAUSS Wolfgang	4	*LD	Y	3	15.38	74	12	30	PP	23	74	12	6	30	22	1	9	14	27		
BURTON James	6	LD	Y	4	21.14	13			EQ	23	13	30	22	6	74	1	10	13	5	9	6
PUSNIK Andreas A	7	CE	Y	5	33.09	9	20		EQ	23	9	20	47	32	17	29	24	22	7	4	9
UNTERLUGGAUER Gerha	8	LD	Y	6	35.43	74	30		EQ	23	74	30	4	24	9	29	4	9	5	6	24
RAUCHENWALD Gerald	9	CE	Y	7	37.32	22			EQ	23	22	32	47	17	13	29	21	7	2	16	10
PUSCHNIK Gerhard	12	RW	Y	8	44.34	6	29		PP	23	6	29	26	7	16	29	11	27	3	24	
MÜHR Manfred C	13	*LW	Y	9	56.35	29			EQ	23	29	7	14	4	12	29	11	17	2	6	7
LINDER Engelbert	14	RD	Y	10	58.03	22	13		EQ	23	22	13	6	8	24	29	27	21	24	4	25
NASHEIM Richard	16	LW	Y																		
LANZINGER Günther	17	RW	Y																		
PILLONI Patrick	20	LW	Y																		
STRONG Kenneth	22	*CE	Y																		
SHEA Michael	24	*RD	Y																		
[illegible]H Werner	26	RW	Y																		
[illegible]P Wolfgang	27	LW	Y																		
DOYLE Robin	29	CE	Y																		
HOHENBERGER Herbert A	30	RD	Y																		
GÜNTNER Michael	32	LD	Y																		
ULRICH Martin	47	RD	Y																		
KALT Dieter	74	*RW	Y																		

Penalties					
Time	Nr	Min	Offence	Start	End
8.43	4	2	HOLD	8.43	10.43
18.26	20	2	HOLD	18.26	20.26
25.58	16	2	ROUGH	25.58	27.58
27.03	23	2	DELAY	27.03	29.03
33.31	30	2	ELBOW	33.31	35.31
46.34	30	2	SLASH	46.34	48.34

Coach:TYLER Ken Coach:HARAND Kurt Manager:KALT Dieter

Game Summary

P	GF:GA	ASQ	ASP	SPQ	SOG	S	PIN	TPP	PPG	SHG	PO+	DAC
1	0:3	8:5	1:1	3:6	8:8	12:15	8:4	3.28:6.39	0:1	0:0	8:12	18:17
2	0:4	9:10	1:4	5:2	9:14	15:20	4:6	4.26:2.12	0:0	0:0	11:12	16:15
3	0:3	8:14	1:1	5:5	8:17	14:23	4:2	2.00:2.45	0:1	0:0	10:9	22:8
SU	0:10	25:29	3:6	13:13	25:39	41:58	16:12	9.54:11.36	0:2	0:0	29:33	56:40

Goalkeepers Record

Time	GKA	GKB	ENG	A	MIP	B	MIP
0.00	1	23		1	22.34	23	60.00
22.34	29			29	37.26	1	0.00

Referee	Linesman	Linesman	Goaljudge	Goaljudge	Game-TKP	Pen-TKP	Off.Scorer	Spect.
Danko, A.	Norrman, P.	Rautavuori, J	Zanon	Mase	Morgante	Furlan	Sarto	2200

Gestetner

GBR **GK 1**



GK 29



Date: 94. 5. 3 **Game No: 30** **Period: 1**

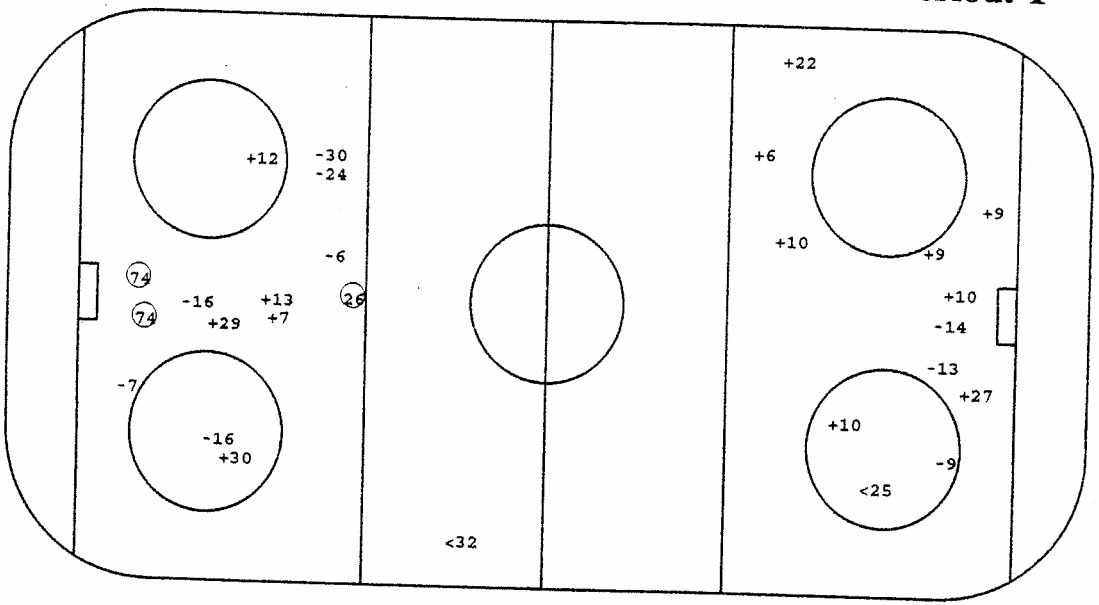

AUT **GK 23**



GK 1



○ Goal +SSG <SSP -SPG

Face - Offs

DZ	MZ	AZ
-11	-13	-13
14	-14	-14
13	14	-13
-13	13	
-11	24	
24	-11	
-13	-11	
13	-14	
	4	

Defense Activity

Team	BCH	SCH	BBL	SBL	BAC	PRE	PCL	-LOP	-PAP
GBR	6	13	5	6	13	11	24		6
	13	7	6	7	14	16	27		11
		17	21			13	6		21
			5			10	9		27
			4						
AUT		27	27		16	74	74		
			32		13	13	47		
			30		12		74		
							6		
							6		
							22		
							22		
							32		

Face - Offs

AZ	MZ	DZ
7	22	13
-27	7	9
- 7	-22	7
22	- 7	
7	- 9	
-22	7	
7	7	
- 7	22	
	- 9	

GK GoalKeeper
SSG Shot Saved by GK
SSP Shot Saved by def.Player

SPG Shot Past Goal
DZ Defence Zone
MZ Middle Zone

AZ Attack Zone
BCH BodyCHeck
SCH Stick Contact Check

BBL BodyBLock
SBL ShotBLock
BAC BAck Checking

PRE Puck REcovery
PCL Puck CLearing
LOP Loss Of Puck

PAP Play Away from Puck

Gestetner

AUT **GK 23**

GK 1

Date: 94. 5. 3 **Game No: 30** **Period: 2**

GBR **GK 1**

13

GK 29

74

22

9

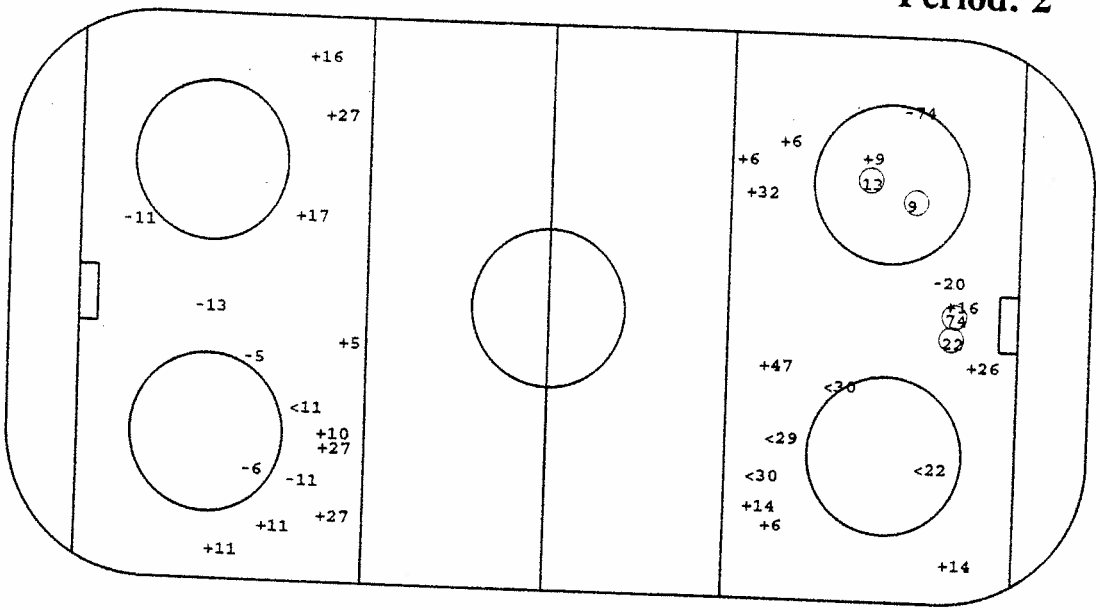

○Goal +SSG <SSP -SPG

Face - Offs

DZ	MZ	AZ
13	- 7	9
- 7	22	12
7	-22	9
-22	- 7	7
-16	29	- 9
9	- 9	-22
	22	7
	-22	
	-12	
	22	

Defense Activity

Team	BCH	SCH	BBL	SBL	BAC	PRE	PCL	-LOP	-PAP
AUT	14		7	32	74	4	16		
	30		7	26	26		47		
			6		29		32		
							32		
GBR	14	11	6			3	16		21
		27	22			27	10		6
		10	7			24	11		7
			5			10			
			16			24			
						6			
						14			

Face - Offs

AZ	MZ	DZ
-11	13	- 4
14	-11	-13
-14	14	-10
13	11	-11
13	-13	4
- 4	4	11
	-11	-13
	11	
	11	
	- 4	

GK GoalKeeper
SSG Shot Saved by GK
SSP Shot Saved by def.Player

SPG Shot Past Goal
DZ Defence Zone
MZ Middle Zone

AZ Attack Zone
BCH BodyCHeck
SCH Stick Contact Check

BBL BodyBLock
SBL ShotBLock
BAC BAck Checking

PRE Puck REcovery
PCL Puck CLearing
LOP Loss Of Puck

PAP Play Away from Puck

Gestetner

Gestetner

Date: 94. 5. 3 **Game No: 30** **Period: 3**

GBR GK 1

GK 29

29

6 22

AUT GK 23

GK 1

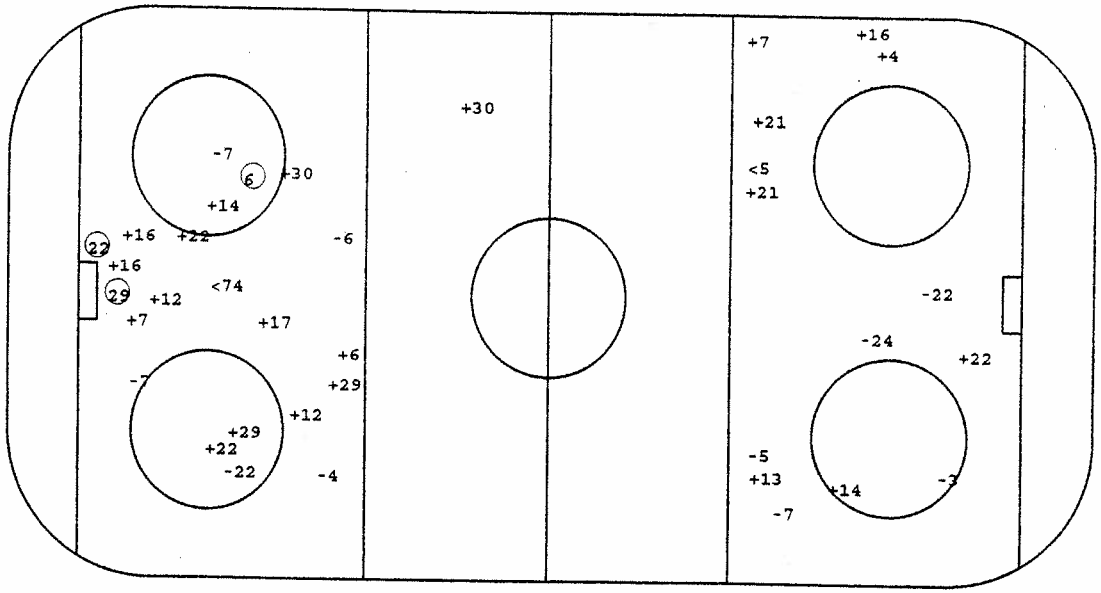

O Goal +SSG <SSP -SPG

Face - Offs

DZ	MZ	AZ
11	-13	17
4	- 4	- 4
14	11	14
4	-11	13
-13	- 4	-13
- 4	14	- 4
		14

Defense Activity

Team	BCH	SCH	BBL	SBL	BAC	PRE	PCL	-LOP	-PAP
GBR	5	7	6		24	24	5 6	7	24
		3	21			9	27 24	17	7
		5	2			5	4	22	
			6			6	2		
			7			21	21		
			21			5	7		
							13		
							10		
AUT	4	14	24		14	7	4		
	30						47		

Face - Offs

AZ	MZ	DZ
- 7	22	- 7
- 7	29	9
- 9	- 7	-22
- 7	7	- 9
22	9	22
26	-22	7
		-29

GK GoalKeeper
SSG Shot Saved by GK
SSP Shot Saved by def.Player

SPG Shot Past Goal
DZ Defence Zone
MZ Middle Zone

AZ Attack Zone
BCH BodyCHeck
SCH Stick Contact Check

BBL BodyBLock
SBL ShotBLock
BAC BAck Checking

PRE Puck REcovery
PCL Puck CLearing
LOP Loss Of Puck

PAP Play Away from Puck

Players by Team GBR

Including Game No.:30

Family & Surname	No	Po	GP	PI	G	A1	A2	PTS	S	SG%	SSG	SSP	SPG	PPG	SHG	GWG	GTG	GAP	PIM	AVG	2	5	10	GMP	DAC	BCH	SCH	BBL	BAC	SBL	PRE	PCL	LOP	PAP	POP	NEP	+/-	FO+	FO-	FO%
COTE Matthew	7	RW	5	5	0	0	0	0	11	0.00	6	3	2	0	0	0	0	2	8	1.60	4	0	0	0	36	8	2	10	1	9	4	8	1	5	1	11	-10	2	0	100.00
O'CONNER Michael	3	LD	5	5	0	0	0	0	3	0.00	0	1	2	0	0	0	0	1	10	2.00	5	0	0	0	16	6	1	4	0	1	2	5	1	2	1	10	-9	0	0	0.00
MC CRONE John	1	GK	5	3	0	0	0	0	0	0.00	0	0	0	0	0	0	0	0	0	0.00	0	0	0	0	0	0	0	0	0	0	0	0	0	0	4	18	-14	0	0	0.00
MASON Brian	18	RD	5	4	0	0	0	0	5	0.00	2	1	2	0	0	0	0	0	0	0.00	0	0	0	0	14	3	4	4	0	1	3	4	2	3	2	7	-5	0	0	0.00
MC EWEN Douglas	10	CE	5	5	1	1	0	2	14	7.14	9	2	2	1	0	0	0	0	0	0.00	0	0	0	0	30	5	3	1	2	3	12	7	0	3	3	16	-13	3	4	42.86
COOPER Stephen	5	LD	5	5	0	0	0	0	14	0.00	6	5	3	0	0	0	0	0	0	0.00	0	0	0	0	48	10	8	10	1	2	11	15	2	7	3	12	-9	0	0	0.00
MC KAY Martin	30	GK	5	3	0	0	0	0	0	0.00	0	0	0	0	0	0	0	1	2	.67	1	0	0	0	0	0	1	0	0	0	0	0	0	1	1	14	-13	0	0	0.00
KELLAND Christophe	21	LD	5	5	0	0	0	0	5	0.00	3	2	0	0	0	0	0	1	6	1.20	3	0	0	0	11	1	0	7	0	2	2	3	1	3	1	10	-9	0	1	0.00
MALO Andre	27	LD	5	5	0	0	0	0	9	0.00	7	1	1	0	0	0	0	0	8	1.60	4	0	0	0	28	5	5	5	0	0	2	13	0	2	0	12	-12	0	1	0.00
HANSON Moray	29	GK	5	2	0	0	0	0	0	0.00	0	0	0	0	0	0	0	0	0	0.00	0	0	0	0	0	0	0	0	0	0	0	0	0	0	2	12	-10	0	0	0.00
MORRIS Frank	24	CE	5	5	0	0	0	0	14	0.00	11	1	2	0	0	0	0	2	8	1.60	4	0	0	0	40	4	0	6	9	4	13	7	2	1	2	13	-11	4	4	50.00
HOPE Shannon	6	LD	5	5	0	0	0	0	15	0.00	7	6	2	0	0	0	0	3	12	2.40	6	0	0	0	25	6	3	8	0	4	4	9	2	7	3	11	-8	0	2	0.00
CONWAY Kevin	17	RW	5	5	2	1	0	3	12	16.67	7	3	0	0	0	0	0	1	6	1.20	3	0	0	0	11	0	3	1	2	0	3	5	2	1	4	6	-2	1	1	50.00
SCOTT Patrick	14	CE	5	5	2	0	0	2	10	20.00	6	1	1	0	1	0	0	0	2	.40	1	0	0	0	19	1	1	4	5	0	9	2	2	1	3	11	-8	14	6	70.00
CRANSTON Tim	4	CE	5	5	0	0	0	0	8	0.00	5	0	3	0	0	0	0	1	4	.80	2	0	0	0	30	2	3	10	7	0	4	5	0	1	0	14	-14	25	33	43.10
HAND Anthony	9	RW	5	5	0	0	0	0	6	0.00	5	0	1	0	0	0	0	0	0	0.00	0	0	0	0	15	0	1	1	0	1	9	8	2	3	0	15	-15	4	9	30.77
CHINN Nicholas	2	LW	5	5	0	0	0	0	5	0.00	3	1	1	0	0	0	0	1	2	.40	1	0	0	0	20	10	1	1	4	0	2	3	1	0	1	9	-8	0	0	0.00
COOPER Ian	16	LW	5	5	0	0	0	0	10	0.00	8	1	1	0	0	0	0	0	2	.40	1	0	0	0	24	4	2	2	2	1	8	7	1	1	0	9	-9	0	3	0.00
KURTENBACH Terry	22	RD	5	5	1	1	0	2	9	11.11	5	0	3	0	0	0	0	1	2	.40	1	0	0	0	26	3	3	5	2	1	8	7	2	1	2	8	-6	0	0	0.00
MORRISON Scott	19	CE	5	4	0	1	0	1	2	0.00	2	0	0	0	0	0	0	1	2	.40	1	0	0	0	15	3	2	3	3	0	2	2	0	0	2	6	-4	15	18	45.45
LONGSTAFF David	25	RW	5	5	0	0	0	0	2	0.00	1	1	0	0	0	0	0	0	4	1.00	2	0	0	0	10	5	1	0	1	0	2	1	0	0	0	5	-5	0	0	0.00
FERA Richard	11	CE	5	5	0	2	0	2	19	0.00	13	3	3	0	0	0	0	1	4	1.20	3	0	0	0	26	3	7	1	3	0	5	9	1	1	3	6	-3	38	45	45.78
BREBANT Richard	13	CE	5	5	1	0	0	1	13	7.69	7	0	5	0	1	0	0	1	8	1.60	4	0	0	0	32	7	3	5	5	1	5	7	0	1	2	12	-10	32	50	39.02

Family & Surname	No	Po	GP	PI	MIP	MPI%	SOG	GA	SVS	SVS%	GAA	GKC	SHGA	SO	AVG	2	5	10	GMP	GAP
MC CRONE John	1	GK	5	3	104.82	35.12	75	18	57	76.00	10.25	246.00	4	0	0.00	0	0	0	0	0
MC KAY Martin	30	GK	5	3	117.12	39.07	60	14	46	76.67	7.17	167.27	4	0	.67	1	0	0	0	1
HANSON Moray	29	GK	5	2	77.26	25.81	43	12	31	72.09	9.30	259.56	3	0	0.00	0	0	0	0	0

Players by Team AUT

Including Game No.:30

Family & Surname	No	Po	GP	PI	G	A1	A2	PTS	S	SG%	SSG	SSP	SPG	PPG	SHG	GWG	GTG	GAP	PIM	AVG	2	5	10	GMP	DAC	BCH	SCH	BBL	BAC	SBL	PRE	PCL	LOP	PAP	POP	NEP	+/-	FO+	FO-	FO%
PUSCHACHER Michael	23	GK	5	4	0	0	0	0	0	0.00	0	0	0	0	0	0	0	0	2	.50	1	0	0	0	0	0	0	0	0	0	0	0	0	0	14	8	6	0	0	0.00
DALPIAZ Claus	31	GK	5	1	0	0	0	0	0	0.00	0	0	0	0	0	0	0	0	0	0.00	0	0	0	0	1	0	0	0	0	0	0	1	0	0	0	0	0	0	0	0.00
SUTTNIG Michael	1	GK	5	1	0	0	0	0	0	0.00	0	0	0	0	0	0	0	0	0	0.00	0	0	0	0	1	0	1	0	0	0	0	0	0	0	1	6	-5	0	0	0.00
GÜNTNER Michael	32	LD	5	5	0	0	0	0	2	0.00	1	1	0	0	0	0	0	1	10	2.00	5	0	0	0	35	2	6	7	0	6	4	11	0	1	5	1	4	0	0	0.00
ULRICH Martin	47	RD	5	5	0	0	0	0	3	0.00	3	0	0	0	0	0	0	0	2	.40	1	0	0	0	30	7	2	5	0	0	11	11	2	4	5	2	3	0	0	0.00
BURTON James	6	LD	5	5	1	2	0	3	25	4.00	13	3	8	1	0	0	0	0	0	0.00	0	0	0	0	31	2	1	6	0	2	14	9	3	0	8	5	3	0	0	0.00
LINDER Engelbert	14	RD	5	4	0	0	0	0	5	0.00	3	1	1	0	0	0	0	0	2	.50	1	0	0	0	5	2	3	0	1	0	0	0	0	1	1	3	-2	0	0	0.00
HOHENBERGER Herber	30	RD	5	5	1	1	1	3	18	5.56	12	4	1	1	0	0	0	0	10	2.00	5	0	0	0	36	7	4	8	0	1	8	11	2	1	5	7	-2	0	0	0.00
DOYLE Robin	29	CE	5	5	1	1	0	2	32	3.13	20	5	6	0	0	0	0	0	2	.40	1	0	0	0	32	0	4	5	7	2	11	5	0	2	3	3	0	14	22	38.89
SHEA Michael	24	RD	5	5	0	1	0	1	9	0.00	3	4	2	0	0	0	0	0	0	0.00	0	0	0	0	44	2	7	11	0	1	12	12	0	1	3	3	0	0	0	0.00
STRAUSS Wolfgang	4	LD	5	5	0	0	0	0	3	0.00	1	0	2	0	0	0	0	0	4	.80	2	0	0	0	29	2	2	8	0	0	4	16	1	2	4	2	2	0	0	0.00
UNTERLUGGAUER Gerh	8	LD	5	3	0	0	0	0	0	0.00	0	0	0	0	0	0	0	0	0	0.00	0	0	0	0	3	2	2	0	0	0	0	3	1	3	1	3	-2	0	0	0.00
KERTH Werner	26	RW	5	5	2	0	0	2	6	33.33	4	0	0	0	0	1	0	0	0	0.00	0	0	0	0	23	3	3	0	2	2	9	4	0	0	5	5	0	3	1	75.00
KALT Dieter	74	RW	5	5	4	0	0	4	12	33.33	2	3	3	2	0	0	0	0	0	0.00	0	0	0	0	23	4	3	3	6	1	4	4	2	0	5	3	2	0	0	0.00
PUSNIK Andreas	7	CE	5	5	0	2	1	3	18	0.00	11	2	5	0	0	0	0	0	2	.40	1	0	0	0	34	3	1	8	2	6	9	7	2	0	6	6	0	48	60	44.44
PILLONI Patrick	20	LW	5	5	0	1	0	1	6	0.00	3	1	2	0	0	0	0	0	6	1.20	3	0	0	0	19	2	2	4	4	1	4	3	0	1	1	4	-3	0	1	0.00
MÜHR Manfred	13	LW	5	5	2	1	0	3	15	13.33	11	2	0	0	0	0	0	0	4	.80	2	0	0	0	21	2	3	3	6	0	5	4	1	1	5	5	0	5	4	55.56
STRONG Kenneth	22	CE	5	5	2	0	0	2	21	9.52	11	3	5	0	0	0	0	1	6	1.20	3	0	0	0	26	2	3	4	5	0	6	8	2	0	5	5	0	42	47	47.19
LANZINGER Günther	17	RW	5	5	0	0	0	0	6	0.00	4	1	1	0	0	0	0	0	0	0.00	0	0	0	0	12	2	3	1	2	0	5	1	2	0	2	6	-4	0	0	0.00
KROMP Wolfgang	27	LW	5	5	0	1	0	1	2	0.00	2	0	0	0	0	0	0	0	2	.40	1	0	0	0	11	1	1	3	1	0	3	2	0	0	1	0	1	0	4	0.00
RAUCHENWALD Gerald	9	CE	5	5	1	0	0	1	8	12.50	5	2	0	0	0	0	0	0	8	1.60	4	0	0	0	23	4	4	3	3	1	8	2	1	1	2	5	-3	19	29	39.58
NASHEIM Richard	16	LW	5	5	1	0	0	1	22	4.55	12	2	7	0	0	0	0	0	4	.80	2	0	0	0	28	3	1	6	2	0	7	9	0	0	5	5	0	0	1	0.00
PUSCHNIK Gerhard	12	RW	5	5	0	1	0	1	15	0.00	10	3	2	0	0	0	0	0	2	.40	1	0	0	0	18	2	1	5	5	1	3	2	1	0	3	1	2	1	2	33.33

Family & Surname	No	Po	GP	PI	MIP	MPI%	SOG	GA	SVS	SVS%	GAA	GKC	SHGA	SO	AVG	2	5	10	GMP	GAP
PUSCHACHER Michael	23	GK	5	4	237.73	79.41	136	9	127	93.38	2.27	15.02	1	1	.50	1	0	0	0	0
DALPIAZ Claus	31	GK	5	1	0.00	0.00	0	0	0	0.00	0.00	0.00	0	0	0.00	0	0	0	0	0
SUTTNIG Michael	1	GK	5	1	60.00	20.00	39	6	33	84.62	6.00	92.28	0	0	0.00	0	0	0	0	0

Team Standings

Including Game 30

Game Results Group A

	CAN	RUS	GER	AUT	ITA	GBR
CAN		3:1	3:2	6:1	4:1	8:2
RUS	1:3		6:0	4:1	7:0	12:3
GER	2:3	0:6		2:2	1:3	4:0
AUT	1:6	1:4	2:2		1:3	10:0
ITA	1:4	0:7	3:1	3:1		10:2
GBR	2:8	3:12	0:4	0:10	2:10	

Game Results Group B

	SWE	FIN	USA	CZE	FRA	NOR
SWE		3:5	6:2	4:1	6:0	3:3
FIN	5:3		7:2	4:4	8:1	5:1
USA	2:6	2:7		5:3	5:1	7:2
CZE	1:4	4:4	3:5		5:2	2:2
FRA	0:6	1:8	1:5	2:5		4:1
NOR	3:3	1:5	2:7	2:2	1:4	

Standing Group A

	GP	W	T	L	GF:GA	Pts
1. CAN	5	5	0	0	24:7	10
2. RUS	5	4	0	1	30:7	8
3. ITA	5	3	0	2	17:15	6
4. AUT	5	1	1	3	15:15	3
5. GER	5	1	1	3	9:14	3
6. GBR	5	0	0	5	7:44	0

Standing Group B

	GP	W	T	L	GF:GA	Pts
1. FIN	5	4	1	0	29:11	9
2. SWE	5	3	1	1	22:11	7
3. USA	5	3	0	2	21:19	6
4. CZE	5	1	2	2	15:17	4
5. FRA	5	1	0	4	8:25	2
6. NOR	5	0	2	3	9:21	2

Play Off Quarter Final

Game No. 31	RUS - USA
Game No. 32	SWE - ITA
Game No. 33	CAN - CZE
Game No. 34	FIN - AUT

Play Off Relegation

Game No. 35	GBR - NOR
Game No. 36	
Relegation	

Play Off Semi Final

Game No. 37	W31 - W34
Game No. 38	W32 - W33

Play Off Final

Final	W36 - W37
3./4. Place	L36 - L37

Team Statistics

Including Game 30

Scoring Efficiency

	GP	GF	SSG	SSP	SPG	S	SG%	R
CAN	5	24	143	55	62	284	8.45	5
SWE	5	22	150	51	42	265	8.30	6
RUS	5	30	163	53	63	309	9.71	2
FIN	5	29	138	44	46	257	11.28	1
GER	5	9	144	59	77	289	3.11	12
USA	5	21	113	44	40	218	9.63	3
CZE	5	15	179	41	64	299	5.02	9
AUT	5	15	131	37	45	228	6.58	7
FRA	5	8	91	36	43	178	4.49	10
ITA	5	17	91	42	48	198	8.59	4
NOR	5	9	88	30	31	158	5.70	8
GBR	5	7	113	32	34	186	3.76	11

Fair Play Cup

2	5	10	GMP	PIM	AVG	R
29	0	0	0	58	11.60	2
23	1	1	1	81	16.20	*GMP*
46	0	1	0	102	20.40	10
29	1	0	0	63	12.60	4
28	0	0	1	76	15.20	*GMP*
38	1	0	0	81	16.20	7
18	0	0	0	36	7.20	1
33	0	0	0	66	13.20	5
33	0	1	0	76	15.20	6
42	0	0	0	84	16.80	8
29	0	0	0	58	11.60	2
47	0	0	0	94	18.80	9

Face Offs

+:-	FO%	R
196:128	60.49	1
158:165	48.92	7
138:178	43.67	11
172:177	49.28	6
167:137	54.93	2
195:166	54.02	3
168:181	48.14	8
132:171	43.56	12
165:154	51.72	5
171:150	53.27	4
168:183	47.86	9
138:177	43.81	10

Power Play

	GP	TPP	PPGF	PP%	M:S	PPGA	R
CAN	5	54.25	6	22.05	9.04	1	5
SWE	5	43.45	5	22.86	8.45	0	4
RUS	5	49.21	7	28.37	7.03	0	2
FIN	5	36.54	5	27.10	7.23	1	3
GER	5	73.51	5	13.54	14.46	0	9
USA	5	35.08	7	39.85	5.01	3	1
CZE	5	42.17	4	18.92	10.34	0	6
AUT	5	46.56	4	17.05	11.44	0	8
FRA	5	29.33	2	13.54	14.47	0	10
ITA	5	45.00	4	17.78	11.15	2	7
NOR	5	35.49	1	5.58	35.49	0	11
GBR	5	45.03	1	4.44	45.03	0	12

Short Hand

TSH	SHGA	PK%	M:S	SHGF	R
44.28	3	86.51	14.49	0	5
35.04	1	94.30	35.04	2	2
62.26	2	93.59	31.13	1	3
44.36	5	77.58	8.55	1	8
33.07	4	75.84	8.17	0	10
49.32	3	87.89	16.31	0	4
23.32	2	83.00	11.46	0	6
54.11	1	96.31	54.11	0	1
42.25	5	76.42	8.29	0	9
57.44	6	79.21	9.37	0	7
28.17	8	43.43	3.32	1	12
62.40	11	64.89	5.42	2	11

Spectators

Tot	AVG	R
26130	5226	3
11150	2230	7
22330	4466	4
8350	1670	9
30060	6012	1
8450	1690	8
7750	1550	10
19100	3820	5
4900	980	12
26970	5394	2
7100	1420	11
16930	3386	6

Goalkeeping

	GP	GA	SVS	SOG	SVS%	GAA	SO	ENG	GKC	R
CAN	5	7	118	125	94.40	1.40	0	1	7.84	2
SWE	5	11	98	109	89.91	2.20	1	0	22.19	4
RUS	5	7	120	127	94.49	1.40	2	1	7.71	1
FIN	5	11	112	123	91.06	2.20	0	0	19.66	3
GER	5	14	95	109	87.16	2.80	1	0	35.95	7
USA	5	19	149	168	88.69	3.80	0	0	42.97	8
CZE	5	17	103	120	85.83	3.40	0	1	48.17	9
AUT	5	15	160	175	91.43	3.00	1	0	25.71	5
FRA	5	25	151	176	85.80	5.00	0	0	71.00	11
ITA	5	15	159	174	91.38	3.00	0	0	25.86	6
NOR	5	21	145	166	87.35	4.20	0	0	53.13	10
GBR	5	44	134	178	75.28	8.80	0	0	217.53	12

Defensive Activity

BCH	SCH	BBL	SBL	BAC	PRE	PCL	-LOP	-PAP	DAC	R
63	44	71	11	43	92	53	19	11	347	6
15	33	85	30	6	46	30	19	42	184	12
54	57	60	15	29	119	67	27	20	354	5
43	48	87	29	17	59	49	27	32	273	8
56	37	84	14	40	130	73	21	15	398	4
40	45	127	46	5	39	37	40	69	230	10
26	41	101	42	6	45	49	49	32	229	11
54	57	90	24	46	127	125	20	18	485	1
29	68	111	42	18	49	45	51	61	250	9
46	67	71	19	45	117	140	29	36	440	3
28	59	118	53	3	47	90	28	44	326	7
86	54	88	30	47	110	127	22	44	476	2

Spectators

Place	Total	Min	Max	AVG
Val di Fassa	23850	700	3200	1590
Bolzano-Bozen	70760	1200	7160	4717
TOTAL	94610			

Gestetner

Defensive Activity

Including Game No.:30

R	Family & Surname	Team	No	Po	GP	PI	G	A1	A2	PTS	DAC	BCH	SCH	BBL	SBL	PRE	PCL	LOP	PAP	PIM	AVG	2	5	10	GMP	GAP	POP	NEP	+/-	FO+	FO-	FO%
1.	COOPER Stephen	GBR	5	LD	5	5	0	0	0	0	48	10	8	10	2	11	15	2	7	0	0.00	0	0	0	0	0	3	12	-9	0	0	0.00
2.	CHITARRONI Mario	ITA	24	CE	5	5	1	1	0	2	47	8	9	0	2	6	18	0	0	8	1.60	4	0	0	0	0	4	6	-2	56	50	52.83
3.	ULANOW Igor	RUS	28	LD	5	5	1	0	0	1	44	15	3	7	2	13	7	2	1	10	2.00	5	0	0	0	0	5	4	1	0	0	0.00
4.	SHEA Michael	AUT	24	RD	5	5	0	1	0	1	44	2	7	11	1	12	12	0	1	0	0.00	0	0	0	0	0	3	3	0	0	0	0.00
5.	STRÖMBERG Mika	FIN	26	RD	5	5	1	1	1	3	43	14	5	18	3	2	6	0	6	9	1.80	2	1	0	0	0	8	5	3	0	0	0.00
6.	ANDERSEN BOE Carl	NOR	4	RD	5	5	0	1	0	1	42	6	6	23	3	5	6	1	6	6	1.20	3	0	0	0	1	5	3	2	0	0	0.00
7.	MORRIS Frank	GBR	24	CE	5	5	0	0	0	0	40	4	0	6	4	13	7	2	1	8	1.60	4	0	0	0	2	2	13	-11	4	4	50.00
8.	CIRCELLI Anthony	ITA	25	RD	5	5	2	0	0	2	39	3	2	7	6	10	15	2	3	0	0.00	0	0	0	0	0	8	6	2	0	0	0.00
9.	GULDA Peter	GER	8	LD	5	5	0	2	0	2	39	9	3	9	2	13	4	0	1	2	.40	1	0	0	0	0	4	3	1	0	0	0.00
10.	MEYER Jayson	GER	35	RD	5	5	1	0	0	1	38	4	1	7	1	19	9	1	2	6	1.20	3	0	0	0	0	2	5	-3	0	0	0.00
11.	YUSHKEVICH Dmitri	RUS	2	RD	5	5	1	1	1	3	37	6	8	6	2	10	8	2	1	12	2.40	6	0	0	0	0	10	2	8	0	0	0.00
12.	MAYR Jörg	GER	6	RD	5	5	0	0	0	0	37	10	3	8	3	8	8	2	1	2	.40	1	0	0	0	0	3	7	-4	0	0	0.00
13.	HOHENBERGER Herber	AUT	30	RD	5	5	1	1	1	3	36	7	4	8	1	8	11	2	1	10	2.00	5	0	0	0	0	5	7	-2	0	0	0.00
14.	HILL Sean	USA	28	LD	5	5	0	0	1	1	36	6	6	11	8	6	7	4	4	2	.40	1	0	0	0	0	4	2	2	0	0	0.00
15.	SALSTEN Petter	NOR	2	RD	5	5	0	1	0	1	36	5	7	14	3	6	8	4	4	6	1.20	3	0	0	0	1	4	7	-3	0	0	0.00
16.	COTE Matthew	GBR	7	RW	5	5	0	0	0	0	36	8	2	10	9	4	8	1	5	8	1.60	4	0	0	0	2	1	11	-10	2	0	100.00
17.	GÜNTNER Michael	AUT	32	LD	5	5	0	0	0	0	35	2	6	7	6	4	11	0	1	10	2.00	5	0	0	0	1	5	1	4	0	0	0.00
18.	OBERRAUCH Robert	ITA	4	LD	5	5	0	0	0	0	35	5	4	3	2	14	22	8	7	8	1.60	4	0	0	0	1	6	4	2	0	0	0.00
19.	PUSNIK Andreas	AUT	7	CE	5	5	0	2	1	3	34	3	1	8	6	9	7	2	0	2	.40	1	0	0	0	0	6	6	0	48	60	'44.44
20.	CHAMBERS Shawn	USA	4	LD	5	5	0	1	1	2	34	6	4	16	6	6	6	4	6	4	.80	2	0	0	0	0	8	9	-1	0	0	0.00
21.	JUTILA Timo	FIN	5	RD	5	5	2	1	0	3	33	7	2	10	4	4	8	2	2	2	.40	1	0	0	0	1	8	2	6	1	0	100.00
22.	DE ANGELIS Michael	ITA	37	LD	5	5	0	3	0	3	33	0	9	5	1	10	10	1	1	0	0.00	0	0	0	0	0	8	3	5	0	1	0.00
23.	HOLAN Milos	CZE	4	LD	5	5	0	2	1	3	33	4	6	20	2	2	3	0	5	8	1.60	4	0	0	0	0	6	6	0	0	0	0.00
24.	LAUKKANEN Janne	FIN	12	LD	5	5	0	1	0	1	33	8	4	14	5	2	4	3	3	4	.80	2	0	0	0	1	6	4	2	1	1	50.00
25.	DOYLE Robin	AUT	29	CE	5	5	1	1	0	2	32	0	4	5	2	11	5	0	2	2	.40	1	0	0	0	0	3	3	0	14	22	38.89
26.	BREBANT Richard	GBR	13	CE	5	5	1	0	0	1	32	7	3	5	1	5	7	0	1	8	1.60	4	0	0	0	1	2	12	-10	32	50	39.02
27.	BURTON James	AUT	6	LD	5	5	1	2	0	3	31	2	1	6	2	14	9	3	0	0	0.00	0	0	0	0	0	8	5	3	0	0	0.00
28.	KIBNASS Torsten	GER	3	RD	5	5	0	1	0	1	31	2	4	8	0	7	11	0	1	2	.40	1	0	0	0	0	3	3	0	0	0	0.00
29.	JAKOBSEN Tommy	NOR	7	RD	5	4	0	0	0	0	31	3	6	9	11	1	6	3	1	8	2.00	4	0	0	0	1	1	6	-5	0	0	0.00
30.	BRIND-AMOUR Rod	CAN	17	CE	5	5	2	0	1	3	30	2	5	4	1	10	3	2	0	2	.40	1	0	0	0	0	6	1	5	39	27	59.09
31.	SHENDELEV Sergei	RUS	22	LD	5	5	1	1	0	2	30	2	4	9	3	9	6	4	0	6	1.20	3	0	0	0	0	14	2	12	0	0	0.00
32.	MC EWEN Douglas	GBR	10	CE	5	5	1	1	0	2	30	5	3	1	3	12	7	0	3	0	0.00	0	0	0	0	0	3	16	-13	3	4	42.86
33.	ZITNIK Alexei	RUS	4	LD	5	5	1	0	0	1	30	12	6	5	0	10	4	2	5	8	1.60	4	0	0	0	0	6	2	4	0	0	0.00
34.	ULRICH Martin	AUT	47	RD	5	5	0	0	0	0	30	7	2	5	0	11	11	2	4	2	.40	1	0	0	0	0	5	2	3	0	0	0.00
35.	CRANSTON Tim	GBR	4	CE	5	5	0	0	0	0	30	2	3	10	0	4	5	0	1	4	.80	2	0	0	0	1	0	14	-14	25	33	43.10
36.	FIGLIUZZI Stefan	ITA	91	CE	5	5	3	0	0	3	29	2	6	5	2	8	4	0	1	10	2.00	5	0	0	0	2	4	3	1	40	34	54.05
37.	STRAUSS Wolfgang	AUT	4	LD	5	5	0	0	0	0	29	2	2	8	0	4	16	1	2	4	.80	2	0	0	0	0	4	2	2	0	0	0.00
38.	DE GAETANO Philip	ITA	3	RD	5	5	0	0	1	1	28	3	1	7	0	9	12	1	3	2	.40	1	0	0	0	0	7	4	3	0	0	0.00
39.	NASHEIM Richard	AUT	16	LW	5	5	1	0	0	1	28	3	1	6	0	7	9	0	0	4	.80	2	0	0	0	0	5	5	0	0	1	0.00
40.	IOVIO Emilio	ITA	9	LW	5	5	0	0	0	0	28	1	4	5	0	7	9	2	1	4	.80	2	0	0	0	0	4	4	0	1	7	12.50
41.	MALO Andre	GBR	27	LD	5	5	0	0	0	0	28	5	5	5	0	2	13	0	2	8	1.60	4	0	0	0	0	0	12	-12	0	1	0.00
42.	PAVLU Martin	ITA	28	RW	5	5	1	3	0	4	27	3	7	1	0	11	4	1	1	0	0.00	0	0	0	0	0	4	5	-1	1	2	33.33
43.	SJÖDIN Tommy	SWE	2	LD	5	5	0	0	0	0	27	2	1	15	4	4	5	0	4	4	.80	2	0	0	0	0	5	4	1	0	0	0.00
44.	MECIAR Stanislav	CZE	27	RD	5	5	0	0	0	0	27	1	7	15	8	1	4	5	4	4	.80	2	0	0	0	0	5	5	0	0	0	0.00
45.	STRONG Kenneth	AUT	22	CE	5	5	2	0	0	2	26	2	3	4	0	6	8	2	0	6	1.20	3	0	0	0	1	5	5	0	42	47	47.19
46.	FERA Richard	GBR	11	CE	5	5	0	2	0	2	26	3	7	1	0	5	9	1	1	4	.80	2	0	0	0	1	3	6	-3	38	45	45.78
47.	KURTENBACH Terry	GBR	22	RD	5	5	1	1	0	2	26	3	3	5	1	8	7	2	1	2	.40	1	0	0	0	1	2	8	-6	0	0	0.00
48.	HÄMÄLÄINEN Erik	FIN	4	RD	5	5	1	0	0	1	26	0	5	12	0	6	8	4	2	6	1.20	3	0	0	0	1	8	7	1	0	0	0.00
49.	NORSTEBO Svein Eno	NOR	15	LD	5	5	0	0	0	0	26	0	5	10	5	1	11	1	5	2	.40	1	0	0	0	1	4	8	-4	0	0	0.00
50.	ORLANDO Gaetano	ITA	17	CE	5	5	3	3	0	6	25	3	3	4	2	8	4	4	0	6	1.20	3	0	0	0	0	8	3	5	58	45	56.31

Gestetner

C.O.N.I.

ICEHOCKEY WORLD CHAMPIONSHIP / POOL - A / BOLZANO/BOZEN - VAL DI FASSA - MILANO / ITALIA - 25.04. - 08.05.1994

IIHF

Most Penalized Players

Including Game No.:30

R	Family & Surname	Team	No	Po	GP	PI	2	5	10	GMP	PIM	AVG	GAP	G	A	PTS	+/-	DAC
1.	DACKELL Andreas	SWE	12	LW	5	4	0	1	0	1	25	6.25	0	2	0	2	5	5
2.	BENDA Jan	GBR	32	RW	5	5	2	0	0	1	24	4.80	0	0	0	0	-4	15
3.	PAJONKOWSKI Franck	FRA	32	CE	5	5	4	0	1	0	18	3.60	0	1	1	2	-4	10
4.	LILLEY John	USA	19	LW	5	5	5	1	0	0	15	3.00	2	1	0	1	1	4
5.	WEIGHT Doug	USA	9	LW	5	5	7	0	0	0	14	2.80	1	0	4	4	2	7
5.	LARSSON Jan	SWE	17	LW	5	5	2	0	1	0	14	2.80	0	0	2	2	4	12
7.	VILLE Christophe	FRA	21	CE	5	3	4	0	0	0	8	2.67	1	0	1	1	1	7
8.	KAMENSKY Valeri	RUS	13	RW	5	5	1	0	1	0	12	2.40	0	5	5	10	13	17
8.	YUSHKEVICH Dmitri	RUS	2	RD	5	5	6	0	0	0	12	2.40	0	1	2	3	8	37
8.	HOPE Shannon	GBR	6	LD	5	5	6	0	0	0	12	2.40	3	0	0	0	-8	25
8.	COMPLOI Georg	ITA	20	RD	5	5	6	0	0	0	12	2.40	0	0	0	0	-4	21
12.	JAKOBSEN Tommy	NOR	7	RD	5	4	4	0	0	0	8	2.00	1	0	0	0	-5	31
12.	O'CONNER Michael	GBR	3	LD	5	5	5	0	0	0	10	2.00	1	0	0	0	-9	16
12.	HOHENBERGER Herber	AUT	30	RD	5	5	5	0	0	0	10	2.00	0	1	2	3	-2	36
12.	ULANOW Igor	RUS	28	LD	5	5	5	0	0	0	10	2.00	0	1	0	1	1	44
12.	YASHIN Alexei	RUS	19	RW	5	4	4	0	0	0	8	2.00	0	1	2	3	2	12
12.	LEMOINE Jean-Phili	FRA	16	LD	5	4	4	0	0	0	8	2.00	1	0	0	0	-5	22
12.	GORBATCHEV Eduard	RUS	12	LW	5	2	2	0	0	0	4	2.00	0	1	0	1	2	3
12.	STRAKA Martin	CZE	11	CE	5	2	2	0	0	0	4	2.00	0	0	0	0	-1	7
12.	FIGLIUZZI Stefan	ITA	91	CE	5	5	5	0	0	0	10	2.00	2	3	0	3	1	29
12.	RUUTTU Kari	FIN	22	CE	5	1	1	0	0	0	2	2.00	1	0	0	0	-1	0
12.	GÜNTNER Michael	AUT	32	LD	5	5	5	0	0	0	10	2.00	1	0	0	0	4	35
23.	STRÖMBERG Mika	FIN	26	RD	5	5	2	1	0	0	9	1.80	0	1	2	3	3	43
24.	MORRIS Frank	GBR	24	CE	5	5	4	0	0	0	8	1.60	2	0	0	0	-11	40
24.	ZITNIK Alexei	RUS	4	LD	5	5	4	0	0	0	8	1.60	0	1	0	1	-4	30

Most Fair Players

Including Game No.:30

R	Family & Surname	Team	No	Po	GP	PI	2	5	10	GWP	PIM	AVG	GAP	G	A	PTS	+/-	DAC
1.	KURRI Jari	FIN	17	RW	5	5	0	0	0	0	0	0.00	0	3	5	8	8	15
2.	LEHTINEN Jere	FIN	20	RW	5	5	0	0	0	0	0	0.00	0	2	3	5	8	12
2.	SAKIC Joe	CAN	19	CE	5	5	0	0	0	0	0	0.00	0	4	1	5	4	13
2.	HELMINEN Raimo	FIN	14	CE	5	5	0	0	0	0	0	0.00	0	1	4	5	8	13
2.	SWEENEY Tim	USA	12	LW	5	5	0	0	0	0	0	0.00	0	3	2	5	-2	1
6.	JANNY Claig	USA	15	CE	5	4	0	0	0	0	0	0.00	0	0	5	5	-1	4
7.	KAPANEN Sami	FIN	24	LW	5	5	0	0	0	0	0	0.00	0	3	1	4	6	12
7.	KALT Dieter	AUT	74	RW	5	5	0	0	0	0	0	0.00	0	4	0	4	2	23
7.	PAVLU Martin	ITA	28	RW	5	5	0	0	0	0	0	0.00	0	1	3	4	-1	27
10.	DOLEZAL Jiri	CZE	26	LW	5	5	0	0	0	0	0	0.00	0	2	1	3	1	18
10.	KIPRUSOFF Marko	FIN	2	LD	5	5	0	0	0	0	0	0.00	0	2	1	3	11	12
10.	BERANEK Josef	CZE	29	CE	5	5	0	0	0	0	0	0.00	0	1	2	3	2	7
10.	EMERSON Nelson	CAN	18	CE	5	5	0	0	0	0	0	0.00	0	2	1	3	3	12
10.	DE ANGELIS Michael	ITA	37	LD	5	5	0	0	0	0	0	0.00	0	0	3	3	5	33
10.	KUCERA Jiri	CZE	14	CE	5	5	0	0	0	0	0	0.00	0	3	0	3	1	6
10.	KÖPF Ernst	GER	33	RW	5	5	0	0	0	0	0	0.00	0	3	0	3	1	16
10.	BURTON James	AUT	6	LD	5	5	0	0	0	0	0	0.00	0	1	2	3	3	31
18.	CIRCELLI Anthony	ITA	25	RD	5	5	0	0	0	0	0	0.00	0	2	0	2	2	39
18.	BOB Robert	USA	3	LD	5	5	0	0	0	0	0	0.00	0	2	0	2	0	18
18.	KERTH Werner	AUT	26	RW	5	5	0	0	0	0	0	0.00	0	2	0	2	0	23
18.	MC EWEN Douglas	GBR	10	CE	5	5	0	0	0	0	0	0.00	0	1	1	2	-13	30
18.	KASTAK Kamil	CZE	12	LW	5	5	0	0	0	0	0	0.00	0	1	1	2	-4	10
18.	JANECKY Otakar	CZE	20	RW	5	5	0	0	0	0	0	0.00	0	0	2	2	0	5
18.	ÖRNSKOG Stefan	SWE	15	LW	5	5	0	0	0	0	0	0.00	0	1	1	2	0	5
18.	KNUTSEN Espen	NOR	41	CE	5	5	0	0	0	0	0	0.00	0	2	0	2	-5	24

Goalkeepers

Including Game No.:30

R	Family & Surname	Team	No	GP	PI	MIP	MIP%	SOG	GA	SVS	SVS%	GAA	GKC	PIM	AVG	2	5	10	GWG	SHGA	SO
1.	SHTALENKOV Mikhail	RUS	1	5	5	236.88	79.16	102	2	100	98.04	.51	1.00	0	0.00	0	0	0	0	1	2
2.	NORDSTRÖM Roger	SWE	30	5	3	180.00	60.00	53	3	50	94.34	1.00	5.66	0	0.00	0	0	0	0	1	1
3.	RANFORD Bill	CAN	30	5	3	180.00	60.00	77	4	73	94.81	1.33	6.90	0	0.00	0	0	0	0	3	0
4.	FISET Stephane	CAN	31	5	2	120.00	40.00	48	3	45	93.75	1.50	9.37	0	0.00	0	0	0	0	0	0
5.	PUSCHACHER Michael	AUT	23	5	4	237.73	79.41	136	9	127	93.38	2.27	15.02	2	.50	1	0	0	0	1	1
6.	ROSATI Michael	ITA	34	5	3	180.00	60.00	99	7	92	92.93	2.33	16.47	0	0.00	0	0	0	0	3	0
7.	TUREK Roman	CZE	2	5	2	120.00	40.00	37	4	33	89.19	2.00	21.62	0	0.00	0	0	0	0	0	0
8.	MYLLYS Jarmo	FIN	35	5	4	240.00	80.00	103	10	93	90.29	2.50	24.27	2	.50	1	0	0	0	4	0
9.	HEBERT Guy	USA	1	5	4	220.00	73.33	119	11	108	90.76	3.00	27.72	0	0.00	0	0	0	0	2	0
10.	HEISS Joseph	GER	30	5	3	179.20	59.78	61	8	53	86.89	2.68	35.13	0	0.00	0	0	0	0	2	0
11.	MERK Klaus	GER	27	5	2	120.00	40.00	48	6	42	87.50	3.00	37.50	0	0.00	0	0	0	0	2	1
12.	DELFINO David	ITA	33	5	2	120.00	40.00	75	8	67	89.33	4.00	42.68	0	0.00	0	0	0	0	3	0
13.	YLONEN Petri	FRA	29	5	5	263.50	87.94	159	18	141	88.68	4.09	46.29	0	0.00	0	0	0	0	5	0
14.	MARTHINSEN Jim	NOR	30	5	4	229.28	76.49	134	16	118	88.06	4.18	49.90	0	0.00	0	0	0	0	5	0
15.	SALO Tommy	SWE	35	5	2	120.00	40.00	56	8	48	85.71	4.00	57.16	0	0.00	0	0	0	0	0	0
16.	BRIZA Petr	CZE	1	5	3	180.00	60.00	83	13	70	84.34	4.33	67.80	0	0.00	0	0	0	0	2	0
	SHIRGAZIEV Albert	RUS	30	5	2	22.32	7.51	6	0	6	100.00	0.00	0.00	0	0.00	0	0	0	0	0	2
	TAMMI Jukka	FIN	30	5	1	60.00	20.00	20	1	19	95.00	1.00	5.00	0	0.00	0	0	0	0	1	0
	SCHISTAD Robert	NOR	1	5	2	70.32	23.51	32	5	27	84.38	4.25	66.38	0	0.00	0	0	0	0	3	0
	SUTTNIG Michael	AUT	1	5	1	60.00	20.00	39	6	33	84.62	6.00	92.28	0	0.00	0	0	0	0	0	0
	KUNTAR Leslie	USA	30	5	2	80.00	26.67	49	8	41	83.67	6.00	97.98	0	0.00	0	0	0	0	1	0
	IVANNIKOV Valeri	RUS	20	5	2	39.32	13.18	19	4	15	78.95	6.07	127.77	0	0.00	0	0	0	0	1	0
	MC KAY Martin	GBR	30	5	3	117.12	39.07	60	14	46	76.67	7.17	167.27	2	.67	1	0	0	0	4	0
	MC CRONE John	GBR	1	5	3	104.82	35.12	75	18	57	76.00	10.25	246.00	0	0.00	0	0	0	0	4	0
	HANSON Moray	GBR	29	5	2	77.26	25.81	43	12	31	72.09	9.30	259.56	0	0.00	0	0	0	0	3	0
	VALLIERE Michel	FRA	31	5	1	36.10	12.06	17	6	11	64.71	9.95	351.13	0	0.00	0	0	0	0	0	0

SELIGER Marc	GER	40	5
CAMPESE Bruno	ITA	30	5
DALPIAZ Claus	AUT	31	5
LITTMAN David	USA	29	5
KUIVALAINEN Pasi	FIN	1	5
LHENRY Fabrice	FRA	30	5
ALLMAN Steve	NOR	35	5
BIEGL Radek	CZE	30	5
HEDBERG Johan	SWE	1	5

Gestetner

Top Scorers

Including Game No.:30

R	Family & Surname	Team	No	Po	GP	PI	G	A1	A2	PTS	S	SG%	SSG	SSP	SPG	PPG	SHG	GWG	GTG	PIM	AVG	2	5	10	GMP	GAP	POP	NEP	+/-	PO+	PO-	PO%	DAC
1.	KAMENSKY Valeri	RUS	13	RW	5	5	5	4	1	10	32	15.63	13	6	8	1	0	0	0	12	2.40	1	0	1	0	0	14	1	13	1	4	20.00	17
2.	FEDULOV Igor	RUS	11	LW	5	5	4	3	2	9	19	21.05	11	2	2	2	0	0	0	4	.80	2	0	0	0	0	12	0	12	40	34	54.05	16
3.	KOIVU Saku	FIN	11	CE	5	5	4	2	2	8	18	22.22	9	3	2	1	0	0	0	4	.80	2	0	0	0	0	13	4	9	39	39	50.00	5
4.	KURRI Jari	FIN	17	RW	5	5	3	4	1	8	19	15.79	9	1	6	0	0	2	0	0	0.00	0	0	0	0	0	10	2	8	1	2	33.33	15
5.	KARIYA Paul	CAN	27	LW	5	5	3	4	1	8	10	30.00	3	1	3	0	0	0	0	2	.40	1	0	0	0	0	10	2	8	0	0	0.00	9
6.	SUNDIN Mats	SWE	13	LW	5	5	4	3	0	7	22	18.18	13	3	2	1	0	0	0	2	.40	1	0	0	0	0	9	4	5	9	6	60.00	7
7.	KOVALENKO Andrei	RUS	26	LW	5	5	2	2	3	7	21	9.52	10	4	5	1	0	1	0	2	.40	1	0	0	0	0	13	2	11	8	10	44.44	16
8.	HANSSON Roger	SWE	11	LW	5	5	3	3	0	6	24	12.50	14	6	1	0	0	2	0	4	.80	2	0	0	0	1	10	4	6	0	0	0.00	4
9.	ORLANDO Gaetano	ITA	17	CE	5	5	3	3	0	6	12	25.00	8	1	0	0	0	1	0	6	1.20	3	0	0	0	0	8	3	5	58	45	56.31	25
10.	BERGQVIST Jonas	SWE	18	LW	5	5	2	2	2	6	18	11.11	10	3	3	0	1	0	0	2	.40	1	0	0	0	0	9	2	7	1	4	20.00	5
11.	LINDSAY Bill	USA	21	LW	5	5	4	1	0	5	14	28.57	6	3	1	2	0	1	0	2	.40	1	0	0	0	1	8	4	4	2	1	66.67	4
12.	SAKIC Joe	CAN	19	CE	5	5	4	1	0	5	15	26.67	6	3	2	2	0	1	0	0	0.00	0	0	0	0	0	7	3	4	35	23	60.34	13
13.	SWEENEY Tim	USA	12	LW	5	5	3	2	0	5	14	21.43	7	1	3	1	0	1	0	0	0.00	0	0	0	0	0	8	10	-2	17	26	39.53	1
14.	LEHTINEN Jere	FIN	20	RW	5	5	2	3	0	5	20	10.00	14	1	3	0	0	0	0	0	0.00	0	0	0	0	0	12	4	8	0	2	0.00	12
15.	HELMINEN Raimo	FIN	14	CE	5	5	1	1	3	5	5	20.00	4	0	0	1	0	0	0	0	0.00	0	0	0	0	0	11	3	8	50	33	60.24	13
16.	JANNY Claig	USA	15	CE	5	4	0	3	2	5	3	0.00	1	1	1	0	0	0	0	0	0.00	0	0	0	0	0	7	8	-1	42	30	58.33	4
17.	SVENSSON Magnus	SWE	8	LD	5	5	4	0	0	4	27	14.81	14	7	2	3	0	0	0	6	1.20	3	0	0	0	0	9	4	5	0	0	0,00	22
18.	KALT Dieter	AUT	74	RW	5	5	4	0	0	4	12	33.33	2	3	3	2	0	0	0	0	0.00	0	0	0	0	0	5	3	2	0	0	0.00	23
19.	KAPANEN Sami	FIN	24	LW	5	5	3	1	0	4	18	16.67	9	3	3	0	0	1	0	0	0.00	0	0	0	0	0	9	3	6	0	2	0.00	12
20.	SANDERSON Geoff	CAN	8	CE	5	5	3	1	0	4	21	14.29	12	3	3	0	0	1	0	6	1.20	3	0	0	0	0	6	2	4	1	1	50.00	15
21.	SHANAHAN Brendan	CAN	14	LW	5	3	3	1	0	4	19	15.79	10	4	2	1	0	1	0	4	1.33	2	0	0	0	0	6	3	3	8	5	61.54	7
22.	PODEIN Shjon	USA	13	LW	5	5	3	1	0	4	8	37.50	4	0	1	0	0	0	0	8	1.60	4	0	0	0	0	7	5	2	7	11	38.89	11
23.	ZEMLICKA Richard	CZE	13	LW	5	5	3	0	1	4	16	18.75	8	2	3	0	0	0	0	4	.80	2	0	0	0	0	5	4	1	0	3	0.00	5
24.	BJAKIN Ilja	RUS	6	LD	5	5	2	2	0	4	20	10.00	10	4	4	0	1	2	0	2	.40	1	0	0	0	0	9	3	6	0	0	0.00	16
25.	RUCINSKY Martin	CZE	24	LW	5	5	3	1	0	4	23	8.70	17	1	3	1	0	0	0	6	1.20	3	0	0	0	2	7	3	4	1	2	33.33	13
26.	BERGLUND Charles	SWE	22	LW	5	5	2	2	0	4	10	20.00	4	0	4	0	0	0	0	2	.40	1	0	0	0	0	7	4	3	42	35	54.55	8
27.	PAVLU Martin	ITA	28	RW	5	5	1	3	0	4	11	9.09	4	4	2	0	0	0	0	0	0.00	0	0	0	0	0	4	5	-1	1	2	33.33	27
28.	ARNOTT Jason	CAN	7	CE	5	5	0	3	1	4	19	0.00	12	5	2	0	0	0	0	6	1.20	3	0	0	0	0	10	2	8	43	36	54.43	22
29.	WEIGHT Doug	USA	9	LW	5	5	0	4	0	4	9	0.00	7	1	1	0	0	0	0	14	2.80	7	0	0	0	1	6	4	2	42	35	54.55	7
30.	BURE Valeri	RUS	23	LW	5	5	1	0	0	1	21	14.29	12	2	4	1	0	0	0	2	.40	1	0	0	0	0	9	0	9	0	1	0.00	8
31.	PELTONEN Ville	FIN	16	LW	5	5	3	0	0	3	15	20.00	6	4	2	0	0	0	0	4	.80	2	0	0	0	0	11	3	8	1	5	16.67	6
32.	TOPATIGH Lucio	ITA	27	RW	5	5	3	0	0	3	16	18.75	4	1	8	1	0	1	0	6	1.20	3	0	0	0	0	7	1	6	0	0	0.00	18
33.	FIGLIUZZI Stefan	ITA	91	CE	5	5	3	0	0	3	8	37.50	3	0	2	0	0	1	0	10	2.00	5	0	0	0	2	4	3	1	40	34	54.05	29
34.	KUCERA Jiri	CZE	14	CE	5	5	3	0	0	3	11	27.27	4	1	3	2	0	1	0	0	0.00	0	0	0	0	0	4	3	1	44	58	43.14	6
35.	KÖPF Ernst	GER	33	RW	5	5	3	0	0	3	24	12.50	12	2	7	2	0	0	0	0	0.00	0	0	0	0	0	5	4	1	0	0	0.00	16
36.	KIPRUSOFF Marko	FIN	2	LD	5	5	2	1	0	3	20	10.00	10	5	3	1	0	0	0	0	0.00	0	0	0	0	0	13	2	11	0	0	0.00	12
37.	JUTILA Timo	FIN	5	RD	5	5	2	1	0	3	17	11.76	9	4	2	0	1	0	0	2	.40	1	0	0	0	1	8	2	6	1	0	100.00	33
38.	RICCI Mike	CAN	10	CE	5	5	2	1	0	3	8	25.00	4	1	1	0	0	0	0	4	.80	2	0	0	0	0	6	1	5	55	27	67.07	16
39.	BRIND-AMOUR Rod	CAN	17	CE	5	5	2	0	1	3	11	18.18	6	2	1	1	0	0	0	2	.40	1	0	0	0	0	6	1	5	39	27	59.09	30
40.	BEREZIN Serge	RUS	29	RW	5	5	2	1	0	3	28	7.14	18	5	3	1	0	0	0	2	.40	1	0	0	0	0	7	2	5	1	2	33.33	17
41.	EMERSON Nelson	CAN	18	CE	5	5	2	1	0	3	12	16.67	5	1	4	1	0	1	0	0	0.00	0	0	0	0	0	4	1	3	2	3	40.00	12
42.	DOLEZAL Jiri	CZE	26	LW	5	5	2	1	0	3	13	15.38	7	3	1	0	0	0	0	0	0.00	0	0	0	0	0	5	4	1	0	1	0.00	18
43.	MÜHR Manfred	AUT	13	LW	5	5	2	1	0	3	15	13.33	11	2	0	0	0	0	0	4	.80	2	0	0	0	0	5	5	0	5	4	55.56	21
44.	CONWAY Kevin	GBR	17	RW	5	5	2	1	0	3	12	16.67	7	3	0	0	0	0	0	6	1.20	3	0	0	0	1	4	6	-2	1	1	50.00	11
45.	BERALDO Paulo	ITA	8	RW	5	5	2	0	1	3	15	13.33	8	3	2	1	0	0	0	6	1.20	3	0	0	0	0	4	9	-5	4	0	100.00	21
46.	YUSHKEVICH Dmitri	RUS	2	RD	5	5	1	2	1	3	15	6.67	7	3	4	0	0	0	0	12	2.40	6	0	0	0	0	10	2	8	0	0	0.00	37
47.	SMIRNOV Alexandr	RUS	5	LD	5	5	1	1	1	3	12	8.33	4	5	2	0	0	0	0	4	.80	2	0	0	0	1	8	1	7	0	0	0.00	10
48.	RACINE Yves	CAN	33	LD	5	5	1	2	0	3	16	6.25	6	7	2	1	0	0	0	6	1.20	3	0	0	0	0	7	1	6	0	0	0.00	23
49.	ZARRILLO Bruno	ITA	16	LW	5	5	1	2	0	3	15	6.67	5	2	7	1	0	0	0	2	.40	1	0	0	0	1	8	3	5	2	0	100.00	25
50.	MÄKELÄ Mikko	FIN	42	RW	5	5	1	2	0	3	12	8.33	8	2	1	0	0	0	0	6	1.20	3	0	0	0	0	6	1	5	3	0	100.00	7

Gestetner

C.O.N.I.

ICEHOCKEY WORLD CHAMPIONSHIP / POOL - A / BOLZANO/BOZEN - VAL DI FASSA - MILANO / ITALIA - 25.04. - 08.05.1994

Penalty Distribution

Including Game 30

Offence	Minute 1	2	3	4	5	6	7	8	9	10	11	12	13	14	15	16	17	18	19	20	sum	21	22	23	24	25	26	27	28	29	30	31	32	33	34	35	36	37	38	39	40	sum	41	42	43	44	45	46	47	48	49	50	51	52	53	54	55	56	57	58	59	60	OT	sum
ABUSE																																																																					
ADJUST																																																																									
AT-INJ																																																																								
AT-KICK																																																																								
ALTERC																																																																								
BENCH																																																																								
BOARD			1										1								2																						1		1	1																																2
BRO-ST																											1																																																			
BUTT-E																																																																																	
CHARGE			1			1		2		2											6			1			1																																																									
CROSS	1		1	1	1		2		1				1	1		1	1		3		14			2			2																		

Penalty Statistics (Caused by / against)

Including Game 30

Offence	Caused by CAN	SWE	RUS	FIN	GER	USA	CZE	AUT	FRA	ITA	NOR	GBR	Caused against CAN	SWE	RUS	FIN	GER	USA	CZE	AUT	FRA	ITA	NOR	GBR	Sum
ABUSE																									
ADJUST																									
AT-INJ																									
AT-KICK																									
ALTERC																									
BENCH				1																					
BOARD	2					1			1	1		2		1	1		3		1			1	1		1
BRO-ST									1					1											7
BUTT-E																									1
CHARGE	1	2	1	1		2	1	3	1	1				1	1		4	1	3				2	1	
CROSS	3	4	1	3	2	2	2	1	2	3	2	2		1	3	3	2	3	3	2	2	2	3	3	13 27
DANG-E																									
DELAY				1				3				1	1				1	1				1		1	5
DEL-INJ																									
DISPL-N																									
ELBOW			3			1		1	1	1		1	1	1		1	1					2		2	8
EXC-R				1		1										1		1							2
FAL-P																									
FIST																									
FO																									
GA-MISC		1			1										1						1				2
GR-MISC																									
HAND-P																									
HI-ST	2	3	7	4	2	1	2		1	4	1	6	2	2	4		2	4	2	3	2	6	2	4	33
HOLD	5	5	8	5	6	3	4	14	6	10	6	8	16	6	9	3	10	7	4	5	6	6	3	5	80
HOOK	5	3	9	6	1	5	3	2	6	12	8	11	7	6	9	9	8	5	6	5	2	7	3	4	71
ILL-EQ																									
ILL-ST																									
INTERF	2	2	5	2	6	3	1		4	4	4	5	4	3	4	3	3	3	1	6	1	2	5	3	38
INTER-SP																									
KICK																									
KNEE																									
L-PLB																									
L-PEB																									
MATCH																									
MISC		1	2						1				1			1		1						1	4
MOLEST																									
OBS-L																									
OTHER																									
PEN-S																									
PUCK-FR																									
PUCK-H						1													1						1
PUCK-OUT																									
REFUSE																									
ROUGH	4	2	5	3	5	8	1	4	6	2	5	5	1	4	6	4	7	2	4	2	7	4	4	5	50
SLASH	3		4	2		7	1	3	2	1	1	3	1	1	3	1	5	3	2		2	3	4	2	27
SPEAR		1																1							1
START-L																									
TOO-M					1	1						1	1		1						1				3
THRO-P																									
THRO-ST																									
TRIP	2	2	3	1	4	3	3	2	2	2	2	2	3	4	2	2	3	1	2	5	1		3	2	28
UNSPORT					1					1										1		1			2
Sum	29	26	48	30	29	39	18	33	34	42	29	47	38	31	44	28	49	33	29	29	25	35	30	33	404

Gestetner

Penalties by Referees

Including Game 30

Game	ABUSE	ADJUST	AT-INJ	AT-KICK	ATTERC	BENCH	BOARD	BROS-ST	BUTT-E	CHARGE	CROSS	DANG-E	DELAY	DEL-INJ	DISPL-N	ELBOW	EXC-R	FALL-P	FIST	GA--MISC	GR--MISC	HAND-P	HI-ST	HOLD	HOOK	ILL-EQ	ILL-ST	INTERF	INTER-SP	KICK	KNEE	LL-PEB	L-PEB	MATCH	MISC	MOUTH	OBS-L	OTHER	PEN-S	PUCK-FR	PUCK-H	PUCK-OUT	REFUSE	ROUGH	SLASH	SPEAR	START-L	TOO-M	TROOP	TROST	TRIP	UNSPORT	Referee
SWE-NOR										2													1	1	1		3																							1		Moor
ITA-CAN											1					1							3	3	4		1																							1		Danko, Anton
FIN-CZE																							1	1	2																				1						Simonds/CAN
AUT-GER										3	1	1												6	1		2																							Grundström, J.
FRA-USA											1												1	2	1																									Galinovsky/RUS
GBR-RUS							1				1					1							6		4		2							1															Mäkelä, Seppo
CAN-AUT													1											5			1																						Rejthar
CZE-FRA										1														3	1		1																						Lichtnecker
GBR-GER											1													2	3		2																						Myrphy, D.
USA-NOR											1													1	2		4																						Stenico,R./ITA
RUS-ITA											1					1							1	2	5		9																						Rejthar, F.
SWE-FIN										1													2	5	9		2																						Galinovsky/RUS
CZE-USA							1			3	2													3	3		1																						Moor,R./SUI
CAN-GER							2				1												1	1	2																						Mäkelä, S.
FRA-SWE							1	1			2					1			1				1	2	2		2																						Stenico,R./ITA
AUT-RUS																								2	1		1																						Murphy, D.
NOR-FIN						1					4												1	4			1																						Simonds,B./CAN
ITA-GBR							1			1	2	1				1							1	1	4																							Danko, A.
FRA-FIN											1												3	3	2		2																						Moor,R./SUI
GBR-RUS										1	1					1							2	2	2		2							1														Danko, A.
CZE-NOR																							2	2	3		2																						Lichtnecker/GE
CAN-GBR																								2	2		1																						Rejthar, F.
USA-SWE																								5	4																								Simmonds,B./CA
ITA-AUT											1												2	4	2									1													Mäkelä, S.
NOR-FRA																							1	1	4																							Galinovsky/RUS
ITA-GER						1																		3	3		1																						Murphy, D.
USA-FIN											1	1			1	2							1	4			1																						Lichtnecker/GE
RUS-CAN									1	1														1	4		2																						Grundström, J.
SWE-CZE										3														6	2		2																						Simmonds,B./GB
GBR-AUT											1		1		1								2	1	3	2		2																						Danko, A.

Gestetner

C.O.N.I.
ICEHOCKEY WORLD CHAMPIONSHIP / POOL - A / BOLZANO/BOZEN - VAL DI FASSA - MILANO / ITALIA - 25.04. - 08.05.1994


ICEHOCKEY
94
ITALIA
ICEHOCKEY
WORLD
CHAMPIONSHIP
POOL - A
BOLZANO • BOZEN
VAL DI FASSA
MILANO
25. 04. - 08. 05
1 9 9 4
QUALIFYING ROUND - VAL DI FASSA

PREFAZIONE

I Campionati Mondiali di Hockey su Ghiaccio 1994 di Bolzano, Val di Fassa e Milano si sono conclusi. Il Comitato Organizzatore Centrale ed i tre Comitati Locali desiderano ringraziare tutti coloro i quali hanno contribuito alla perfetta riuscita della Manifestazione. Un caloroso ringraziamento va, in primo luogo, alle dodici squadre ed ai rispettivi staff tecnici, agli arbitri, agli sponsors ed i rappresentanti dei mass-media, provenienti da oltre 20 paesi. Si ringraziano inoltre le ditte Gestetner e Laura Lorenzon di Bolzano, che hanno reso possibile l´intera stesura di questo annuario statistico della 58^ edizione dei Campionati del Mondo.

Questa documentazione, pietra miliare nel suo genere, speriamo possa offrire a tutti gli interessati un mezzo per promuovere l´hockey su ghiaccio a livello mondiale.

PREFACE

The Ice Hockey World Championship 1994 in Bolzano, Val di Fassa and Milan has come to an end. The Central Organizing Committee and the three Local Committees would like to thank all those who have contribuited to the success of this great sports event, particularly the teams, referees, officials, sponsors amd media representatives. A special thank goes to the companies Gestetner and Laura Lorenzon (Bolzano), which allowed us to produce the final sport statistics immediately after the games´end.

We hope that this complete documentation we have been able to provide all those interested in Ice Hockey with a milestone in the worldwide development of this sport.

VORWORT

Die Eishockeyweltmeisterschaft 1994 in Bozen, Fassatal und Mailand ist zu Ende. Das zentrale Organisationskomitee und die drei lokalen Organisationskomitees bedanken sich bei allen, die zum hervorragenden Gelingen dieser Spiele ihren Beitrag geleistet haben, besonders den zwölf Mannschaften, den Schiedsrichtern, den Offiziellen, den Sponsoren und den Medienvertretern aus mehr als zwei Dutzend Ländern. Ein Lob geht außerdem an die Firma Gestetner und Laura Lorenzon (Bozen), denen es zu verdanken ist, daß dieser Sport-Statistik Endbericht unmittelbar zum Abschluß der 58. Weltmeisterschaft herausgegeben werden kann.

Mit dieser Sportdokumentation wird allen Interessierten eine detaillierte Unterlage überreicht, die einen Meilenstein in der weltweiten Entwicklung des Eishockeysportes darstellt. Mit großem Vergnügen stellen wir Ihnen diese Statistiken zur Verfügung.

IIHF DIRETTORATO - IIHF DIREKTORAT - IIHF DIRECTORATE

Dr. Günther Sabetzki	Presidente - President - Präsident
Ing. Miroslav Subrt	Vice Presidente - Vice President - Vizepräsident
Gordon Renwick	Vice Presidente - Vice President - Vizepräsident
Kai Hietarinta	Tesoriere - Treasury - Schatzmeister
Shoichi Tomita	
György Pasztor	
Walter Bush	
Dr. Hans Dobida	
Rene´ Fasel	
Yuri Korolev	
Dr. Paul Seeber	
Dr. Manfred v. Call	
Ion Haukeland	
Christer Englund	
Art Berglund	
John Fisher	
Fritz Brechenmacher	
Patrick Francheterre	
Juha Pekka Vourinen	

Jan-Ake Edvinsson	Segretario Generale - Secretary General - Generalsekretär
Roman Neumayer	Direttore Tecnico - Technical Director - Technischer Direktor
Karin Pietsche	Segretaria - Secretary - Sekretärin
Johanna May	Segretaria - Secretary - Sekretärin

Gestetner

IL COMITATO ORGANIZZATORE CENTRALE
THE CENTRAL ORGANIZING COMMITTEE

Presidente - President	Anton Seebacher
Vicepresidente - Vice President	Jakob Geier
Membro - Member	Ing. Roberto Bizzo
Membro - Member	Ing.Nilo Riva
Segretario Generale - Secretary General	Dott. Manfred Call
Vicesegretaria Generale - Vice Secretary General	Cornelia Ljundberg
Finanze - Financial	Dott. Rudi Rimbl
Marketing	Dott. Michael Atzwanger
Ufficio Stampa - Press Officer	Franz Sinn
	Dott. Paolo Ianieri
Trasporti/Coordinatore - Transport/Coordinator	Manfred Klotz
Assistenza legale - Legal Affairs	Dott. Gerhard Brandstätter
Sicurezza - Security	Renato Tessaro
Biglietteria - Ticketing	Francesca Felici
Sanita´/Antidoping - Medicin/Antidoping	Dott. Max Regele
Sport Tecnica - Sports and Technology	FISG
Promozione/Congresso - Promotion/Congress	Monika Gross
Amministrazione - Administration	Geraldine Coccagna

I COMITATI ORGANIZZATORI LOCALI
THE LOCAL ORGANIZING COMMITTEES

COL Bolzano:	Presidente - President	Ing.Roberto Bizzo
COL Val di Fassa:	Responsabile - Responsible	Andrea Weiss
COL Milano:	Responsabile - Responsible	Dott. Roberto Ghiretti

FISG
Sport Tecnica - Sports and Technology

Peter Baumgartner
Robert Gamper
Barbara Traspadini
Luciano Claut
Raffaele Lo Mele

Gestetner

REFEREES COMMITTE

Bolzano	Val di Fassa
Rene Fasel	Josef Kompalla
Dag Olsson	Bob Nadin
Valentin Kozin	

REFEREES

Bolzano	Val di Fassa
Jörgen Grundström, SWE	Mikhail Galinovski, RUS
Anton Danko, SVK	Gerhard Lichtnecker, GER
Dan Murphy, USA	Rudolf Moor, SUI
Seppo Mäkelä, FIN	Bob Simonds, ITA
Frantisek Rejthar, CZE	

LINESMEN

Bolzano	Val di Fassa
Jean-Christophe Benoit, FRA	Thomas Gasser, ITA
Jaromir Brazdil, CZE	Simon Murray, GBR
Gerry Burt, USA	Sergej Karabanov, RUS
Jon Elvy, USA	Fabrizio Lonardi, ITA
Patrick Norrman, SWE	Chuck Mctague, CAN
Janne Rautavuori, FIN	Valery Nosov, RUS
Erich Strasil, AUT	Stefan Trainer, GER

Gestetner

VAL DI FASSA

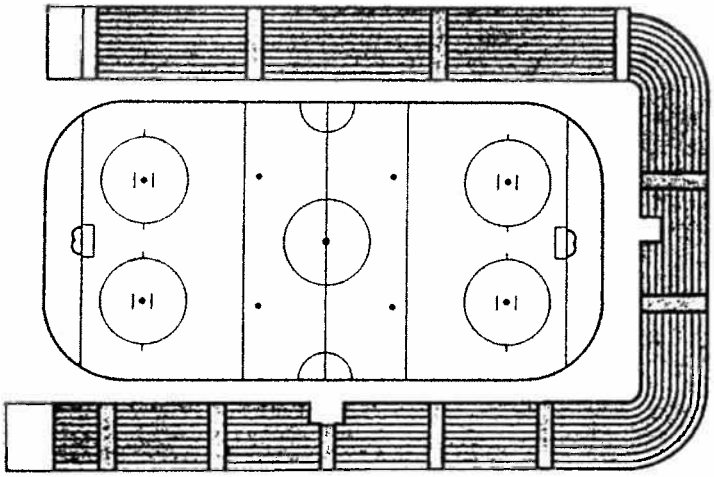

Girone di qualificazione gruppo B – Vorrunde Gruppe B – Qualifying round group B

Date	Game Nr.	Time 13.00	Game Nr.	Time 16.00	Game Nr.	Time 20.00
25.04.	1	SWE - NOR	3	FIN - CZE	5	FRA - USA
26.04.					8	CZE - FRA
27.04.			10	USA - NOR	12	SWE - FIN
28.04.			13	CZE - USA	15	FRA - SWE
29.04.			17	NOR - FIN		
30.04.	19	FRA - FIN	21	CZE - NOR	23	USA - SWE
01.05.	D A Y O F F					
02.05.	25	FRA - NOR	27	USA - FIN	29	CZE - SWE
03.05.	D A Y O F F					

Gestetner

Team Registration of FIN

No	Family Name	Given Name	Pos	L/R	Birth	cm	kg	Club	Club Country	Checked
20	Lehtinen	Jere	RW	R	24. 6.73	182	85	TPS Turku	FIN	
16	Peltonen	Ville	LW	L	24. 5.73	180	80	IFK Helsinki	FIN	
30	Tammi	Jukka	GK	L	10. 4.62	180	77	Ilves Tampere	FIN	
1	Kuivalainen	Pasi	GK	L	15. 7.72	180	73	KalPa Kuopio	FIN	
15	Alatalo	Mika	LW	L	11. 6.71	182	86	Lukko Rauma	FIN	
4	Hämäläinen	Erik	RD	L	20. 4.65	188	92	Jokerit Helsinki	FIN	
24	Kapanen	Sami	LW	L	14. 6.73	176	76	KalPa Kuopio	FIN	
42	Mäkelä	Mikko	RW	L	28. 2.65	186	88	Malmö IF	SWE	
5	Jutila	Timo	RD	L	24.12.63	176	85	Tappara Tampere	FIN	
35	Myllys	Jarmo	GK	L	29. 5.65	174	76	Lukko Rauma	FIN	
26	Strömberg	Mika	RD	L	28. 2.70	182	83	Jokerit Helsinki	FIN	
8	Ojanen	Janne	CE	L	9. 4.68	189	90	Tappara Tampere	FIN	
12	Laukkanen	Janne	LD	L	19. 3.70	184	82	HPK Hämeenlinna	FIN	
40	Nieminen	Mika	CE	R	1. 1.66	185	94	Lulea HF	SWE	
13	Palo	Marko	RW	R	26. 9.67	180	88	HPK Hämeenlinna	FIN	
14	Helminen	Raimo	CE	L	11. 3.64	183	85	Malmö IF	SWE	
2	Kiprusoff	Marko	LD	R	6. 6.72	183	83	TPS Turku	FIN	
23	Virta	Hannu	RD	L	22. 3.63	181	82	TPS Turku	FIN	
17	Kurri	Jari	RW	R	18. 5.60	183	89	Los Angeles Kings	USA	
11	Koivu	Saku	CE	L	23.11.74	177	75	TPS Turku	FIN	
9	Keskinen	Esa	CE	R	3. 2.65	176	88	TPS Turku	FIN	94.04.27 10:52
7	Immonen	Mikko	LD	L	3. 4.67	175	70	Jokerit Helsinki	FIN	2.05.94 13:45
22	Ruuttu	Kari	CE	L	20. 2.64	183	90	Chicago Bl. Hawks	USA	2.05.94 13:45

Goalkeepers	3
Players	20

Manager:	RIIHIRANTA Heikki
Head Coach:	LINDSTRÖM Curt
Coach:	ARAVIRTA Hannu
Coach:	NOKELAINEN Esko
Doctor:	IKONEN Juhani
Physiotherapist:	RAUTIAINEN Jari
Equipment Manager:	MÄKIPÄÄ Tommi
Press Manager:	SUIKKI Reijo

Gestetner

Team Registration of FRA

No	Family Name	Given Name	Pos	L/R	Birth	cm	kg	Club	Club Country	Checked
9	Dunn	Patrick	LW	L	15. 3.63	180	85	HC Amiens Somme	FRA	
10	Pousse	Pierre	CE	R	19. 2.66	180	80	HC Amiens Somme	FRA	
3	Moyon	Christophe	LD	L	12. 5.63	176	63	HC Amiens Somme	FRA	
23	Guennelon	Gerald	RD	R	22. 6.67	188	84	HC Amiens Somme	FRA	
18	Lemarque	Eric	LW	R	1. 7.69	178	85	Rouen HC	FRA	
21	Ville	Christophe	CE	L	15. 6.63	182	85	AC Milan Hockey	ITA	
16	Lemoine	Jean-Philippe	LD	L	11. 9.64	195	105	Rouen HC	FRA	
11	Babin	Mickael	LW	L	20. 3.70	181	78	ASG Angers	FRA	
30	Lhenry	Fabrice	GK	L	29. 6.72	179	76	Chamonix HG	FRA	
24	Perez	Denis	RD	L	25. 4.65	184	96	Rouen HC	FRA	
8	Briand	Arnaud	RW	L	29. 4.70	186	90	HC Reims	FRA	
20	Leblanc	Michel	LD	L	17.12.59	176	78	Anglet HC	FRA	
17	Maia	Pierrick	CE	L	16. 2.67	184	82	Rouen HC	FRA	
31	Valliere	Michel	GK	R	20. 3.62	192	92	ASG Angers	FRA	
32	Pajonkowski	Franck	CE	L	21. 1.64	193	102	Rouen HC	FRA	
5	Woodburn	Steven	LD	L	24.10.63	182	87	Rouen HC	FRA	
14	Laporte	Benoit	RW	L	14. 6.60	180	87	Rouen HC	FRA	
27	Poudrier	Serge	RD	R	22. 4.66	178	78	Rouen HC	FRA	
28	Dube	Roger	RW	R	2.10.65	179	90	HC Amiens Somme	FRA	
6	Orsolini	Lionel	LD	L	22. 2.71	177	75	Chamonix HG	FRA	
29	Ylönen	Petri	GK	L	2.10.62	193	96	Rouen HC	FRA	
7	Barin	Stephane	RW	R	8. 1.71	180	78	Chamonix HG	FRA	
12	Bozon	Philippe	LW	L	30.11.66	183	87	St. Louis Blues	USA	28.04.94 14:00

Goalkeepers 3
Players 20

Coach: LARSSON Kjell
Coach: SOZZI Jean Claude
Manager: FRANCHETERRE Patrick
Doctor: POLIN Didier
Physiotherapist: NEAU Christian
Equ.Manager: BERGAMELLI Paul

Gestetner

Team Registration of NOR

No	Family Name	Given Name	Pos	L/R	Birth	cm	kg	Club	Club Country	Checked
1	Schistad	Robert	GK	R	28.10.66	180	85	Viking Stavanger	NOR	
2	Salsten	Petter	RD	L	11. 3.65	189	91	Storhamar IL Hamar	NOR	
4	Andersen Böe	Carl Oscar	RD	L	30. 3.72	187	85	Otorhamar IL Hamar	NOR	
7	Jakobsen	Tommy	RD	L	10.12.70	173	85	Lillehammer IK	NOR	
8	Myrvold	Anders	LD	L	12. 8.75	186	85	Grums IK	SWE	
11	Barlie	Vegar	RW	L	7. 8.72	183	72	Lillehammer IK	NOR	
12	Fagerli	Jan Roar	RD	L	22. 9.66	187	86	Manglerud/Star Oslo	NOR	
15	Mörstebö	Svein Knok	LD	L	26. 2.72	179	82	Lillehammer IK	NOR	
16	Knold	Per Christian	LW	L	4. 5.68	173	75	Sparta Sarpsborg	NOR	
18	Dahlström	Ole Eskild	CE	L	4. 3.70	183	88	Storhamar IL Hamar	NOR	
20	Kristiansen	Erik	RW	L	12. 3.61	183	87	Storhamar IL Hamar	NOR	
21	Magnussen	Trond Vegar	LW	L	1. 2.73	175	78	Stjernen Fredrikstad	NOR	
22	Thoresen	Petter	RW	L	25. 7.61	183	86	Storhamar IL Hamar	NOR	
23	Finstad	Morten	CE	R	24. 5.67	180	85	Stjernen Fredrikstad	NOR	
24	Nilsen	Sjur Robert	RW	L	3.12.67	172	81	Lillehammer IK	NOR	
26	Salsten	Jörgen	LD	L	4. 5.63	188	94	Lillehammer IK	NOR	
29	Johansen	Tom	RW	R	19. 7.67	178	75	VIF Ishockey Oslo	NOR	
30	Marthinsen	Jim	GK	L	15. 4.56	188	89	VIF Ishockey Oslo	NOR	
33	Olsen	Öystein	LW	R	11. 1.69	178	90	VIF Ishockey Oslo	NOR	
37	Rath	Marius	LW	L	27. 6.70	184	87	VIF Ishockey Oslo	NOR	
35	Allman	Steve	GK	L	16. 4.68	181	80	Manglerud/Star Oslo	NOR	
41	Knutsen	Espen	CE	L	12. 1.72	179	82	VIF Ishockey Oslo	NOR	
10	Hoff	Geir	LW	L	14. 2.65	184	83	Lillehammer IK	NOR	27.04.94 14:55

Goalkeepers	3
Players	20

Coach:	BENGT Ohlson
Coach:	TORE Jobs
Manager:	HAUKELAND Jon
Doctor:	FJELDSGAARD Knut
Physiotherapist:	KROKAAS Jan
Equipment manager:	SIMENSEN Per

Gestetner

Team Registration of SWE

No	Family Name	Given Name	Pos	L/R	Birth	cm	kg	Club	Club Country	Checked
23	Andersson	Mikael	RW	L	10. 5.66	178	88	Tampa Bay Lightn.	USA	
3	Andersson	Peter	LD	L	29. 8.65	183	83	Florida Panthers	USA	
22	Berglund	Charles	CE	L	18. 1.65	177	78	Djurgardens IF	SWE	
18	Bergqvist	Jonas	LW	L	26. 9.62	183	85	Leksands IF	SWE	
16	Carnbäck	Patrik	LW	L	1. 2.68	184	86	Anaheim M. Ducks	USA	
11	Hansson	Roger	LW	L	13. 7.67	185	90	Malmö IF	SWE	
1	Hedberg	Johan	GK		5. 5.73	181	79	Leksands IF	SWE	
26	Johansson	Mikael	CE	L	12. 6.66	178	79	EHC Kloten	SUI	
34	Johansson	Roger	RD	L	17. 4.67	189	86	Leksands IF	SWE	
5	Juhlin	Patrik	RW	L	24. 4.70	184	88	Västeras IK	SWE	
19	Jönsson	Kenny	RD	L	6.10.74	190	87	Rögle BK Ängelh.	SWE	
17	Larsson	Jan	CE	L	4. 9.65	183	84	HC Lugano	SUI	
30	Nordström	Roger	GK		27. 4.66	175	75	Malmö IF	SWE	
35	Salo	Tommy	GK	L	1. 2.71	180	75	Västeras IK	SWE	
2	Sjödin	Tommy	RD	R	13. 8.65	182	89	Quebec Nordiques	CAN	
14	Stillman	Fredrik	LD	L	22. 8.66	173	75	HV 71 Jönköping	SWE	
13	Sundin	Mats	RW	R	13. 2.71	193	92	Quebec Nordiques	CAN	
8	Svensson	Magnus	LD	L	1. 3.63	180	80	Leksands IF	SWE	
15	Örnskog	Stefan	CE	L	4. 4.69	180	79	HV 71 Jönköping	SWE	
12	Dackell	Andreas	RW	R	29.12.72	179	83	Brynäs IF Gävle	SWE	27.04.94 16:00
20	Jönsson	Jörgen	CE	L	29. 9.72	183	84	Rögle BK Ängelh.	SWE	27.04.94 16:00
27	Forslund	Tomas	LW		24.11.68	181	90	Leksands IF	SWE	30.04.94 15:00
4	Lidström	Nicklas	LD	L	28. 4.70	186	84	Detroit Red Wings	USA	2.05.94 16:45

Goalkeepers	3
Players	20

Manager:	ENGLUND Christer
Head Coach:	LUNDMARK Curt
Coach:	MARTS Pär
Doctor:	HOVELIUS Lennart
Physiotherapist:	CEDERSTAM Anders
Equipment Manager:	WEIDERSTAL Anders
Press:	EMSJÖ Leif

Gestetner

Team Registration of USA

No	Family Name	Given Name	Pos	L/R	Birth	cm	kg	Club	Club Country	Checked
1	Hebert	Guy	GK	L	7. 1.67	180	82	Anaheim M. Ducks	USA	
30	Kuntar	Les	GK	L	28. 7.69	188	89	Fredericton Can.	USA	
29	Littman	David	GK	L	13. 6.67	188	89	Providence Bruins	USA	
3	Beers	Bob	RD	R	20. 5.67	188	91	Edmonton Oilers	CAN	
4	Chambers	Shawn	LD	L	11.10.66	188	91	Tampa Bay Lightn.	USA	
28	Hill	Sean	RD	R	14. 2.70	183	89	Anaheim M. Ducks	USA	
24	McSween	Don	RD	L	9. 6.64	180	90	Anaheim M. Ducks	USA	
6	Neaton	Pat	LD	L	21. 5.71	183	82	Cleveland Lumberj.	USA	
5	Richter	Barry	LD	L	11. 9.70	188	93	Binghampton Rang.	USA	
2	Wolanin	Craig	LD	L	27. 7.67	190	93	Quebec Nordiques	CAN	
18	Bourque	Phil	RW	L	8. 6.62	185	89	Ottawa Senators	CAN	
26	Ciavaglia	Peter	CE	L	15. 7.69	178	79	Leksands IF	SWE	
17	Cole	Danton	CE	R	10. 1.67	180	84	Tampa Bay Lightn.	USA	
8	Lazaro	Jeff	LW	L	21. 3.68	178	72	Providence Bruins	USA	
19	Lilley	John	RW	R	8. 3.72	175	78	Anaheim M. Ducks	USA	
21	Lindsay	Bill	LW	L	17. 5.71	180	84	Florida Panthers	USA	
13	Podein	Shjon	LW	L	5. 3.68	188	91	Edmonton Oilers	CAN	
10	Sacco	Joe	RW	L	4. 2.69	185	89	Anaheim M. Ducks	USA	
12	Sweeney	Tim	LW	L	12. 4.67	180	84	Anaheim M. Ducks	USA	
9	Weight	Doug	CE	L	21. 1.71	180	87	Edmonton Oilers	CAN	
23	Young	Scott	RW	R	1.10.67	183	87	Quebec Nordiques	CAN	
15	Janney	Craig	CE	L	26. 9.67	185	85	St. Louis Blues	USA	94.04.27 14:25

Goalkeepers	3
Players	19

Coach:	WILSON Ron
Coach:	ARMY Tim
Manager:	NANNE Lou
Physician:	DR.DOUG Ritts
Team Director:	BERGLUND Art
Equipment Manager:	WEBSTER Bob

Gestetner

BEST PLAYERS
GROUP B - VAL DI FASSA

25.4.	SWE	Charles Berglund
	NOR	Jim Marthinsen
	FIN	Saku Koivu
	CZE	Martin Rucinsky
	FRA	Petri Ylönen
	USA	Scott Young
26.4.	CZE	Richard Zemlicka
	FRA	Petri Ylönen
27.4.	USA	Craig Wolanin
	NOR	Trond Vegar Magnussen
	SWE	Mats Sundin
	FIN	Jarmo Myllys
28.4.	CZE	Richard Zemlicka
	USA	Tim Sweeney
	FRA	Philippe Bozon
	SWE	Magnus Svensson
29.4.	NOR	Ole Eskild Dahlström
	FIN	Sami Kapanen
30.4.	FRA	Steven Woodburn
	FIN	Mikko Mäkelä
	CZE	Martin Rucinsky
	NOR	Jim Martinsen
	USA	Doug Weight
	SWE	Mats Sundin
2.5.	FRA	Lionel Orsolini
	NOR	Espen Knutsen
	USA	Craig Janney
	FIN	Jari Kurri
	CZE	Jaromir Jager
	SWE	Roger Nordström

Gestetner

ABBREVIATION IIHF - ABBREVIAZIONI IIHF - ABKÜRZUNGEN IIHF

A1	First assist	Primo Assist	1. Beihelfer
A2	Second assist	Secondo Assist	2. Beihelfer
AVG	Average	Media	Durchschnitt
AZ	Attacking zone	Zona di attacco	Angriffszone
ABUSE	Abuse of Officials	Ingiurie a giudice di gara	Beschimpfung von Offiziellen
ADJUST	Adjustment of equipment	Equipaggiamento irregolare	Inordnungbringen Ausrüstung
ALTERC	Altercation	Lite	Auseinandersetzung - Streit
ATT-INJ	Attempt to injure	Tentativo di ferimento	Verletzungsversuch
ATT-KICK	Attempt to kick	Tentativo di calciare	Versuch zu treten
BAC	Backchecking	Gioco difensivo	Backchecking
BBL	Bodyblock	Blocco con il corpo	Blockieren des Spielers oder Puck mit dem Körper
BCH	Bodycheck	Carica con il corpo	Checken mit dem Körper
BENCH	Bench penality	Penalità di panca	Kleine Bankstrafe
BOARD	Boarding	Carica alla balaustra	Bandencheck
BRO-ST	Broken stick	Bastone rotto	Gebrochener Stock
BUTT-END	Butt ending	Colpo di bastone con estremità superiore	Stockendenstoß
CE	Centre forward	Centroavanti	Mittelstürmer
CHARGE	Charging	Carica	Unkorreker Körperangriff
CROSS	Cross checking	Carica con bastone	Stock-check
DAC	Defensive activity = BCH + SCH + BBL + SBL +	Attività difensiva BAC + PRE + PCL + LOP + PAC	Abwehr Aktivitäten
DZ	Defensive zone	Zona difensiva	Verteidigungszone
DANGER-E	Dangerous equipment	Equipaggiamento pericoloso	Gefährliche Ausrüstung
DEL-INJ	Deliberate injury	Ferita intenzionale	Absichtliche Verletzung
DELAY	Delaying game	Ritardo del gioco	Spielverzögerung
DISPL-N	Displaying net	Spostamento di porta	Tor verschieben
ENG	Empty net goal	Goal a porta vuota	Tor - erzielt ins leere Tor
EQ	Equal	Parità numerica	Gleich
ELBOW	Elbowing	Gomitata	Ellbogencheck
EXC-R	Excessive roughness	Eccessiva durezza	Übertriebene Härte
FO%	Face off in percentage	Ingaggi vinti in percentuale	Einwürfe in Prozenten
FO+	Face off won	Ingaggio vinto	Gewonnene Einwürfe
FO+/-	Face off net	Ingaggio pari	Einwurf Vergleich
FO-	Face off lost	Ingaggio perso	Verlorene Einwürfe

Gestetner

FALL-P	Fall on Puck	Caduta sul disco	Auf den Puck fallen
FIST	Fisticuffs	Rissa	Faustschläge
FO	Face off	Ingaggio	Unkorrektes Spiel
G	Goal	Goal	Tor
GA	Goal against	Goal subito	Gegentor
GAA	Goal against in average per 60 Minutes = GA / MIP*60	Goal subiti in media per 60 minuti	Gegentore im Durchschnitt im 60 Minuten
GAP	Goal against while penalized	Goal subito mentre il giocatore era penalizzato	Gegentore in Unterzahl
GF	Goal for	Goal attribuito a	Tor für
GK	Goalkeeper	Portiere	Torhüter
GKA	Goalkeeper team A	Portiere squadra A	Torhüter Mannschaft A
GKB	Goalkeeper team B	Portiere squadra B	Torhüter Mannschaft B
GKC	Goalkeeping coefficient = 100-SVS%*GAA	Coefficiente di efficienza del portiere	Torhüter - Effektivität
GMP	Game - gross misconduct match penalty	Cattiva condotta di gioco o cattiva condotta Grave penalità partita	Spieldauer - Schwere Disziplinar-Matchstrafe
GP	Games played team	Numero di partite giocate dalla squadra	Spiele - Mannschaft
GPI	Games played in player	Numero di partite giocate dal giocatore	Spieler in Spielen eingesetz
GS	Game situation EQ, PP, SH	Situazione di gara	Spielsituation
GTD	Game tying goal	Goal di pareggio	Unentschiedenes Spiel
GWG	Game winning goal	Goal vincente	Gewonnenes Spiel
GA-MIS	Game misconduct - Match penalty	Cattiva condotta di gioco - Penalità partita	Spieldauer-Disziplinarstrafe
GR-MIS	Gross misconduct - Match penalty	Cattiva condotta di gioco aggravata - Grave penalità partita	Schwere Disziplinarstrafe
HANP	Handpassing	Passaggio con mano	Handpass
HIST	High sticking	Bastone alto	Hoher Stock
HOLD	Holding	Trattenuta	Halten
HOOK	Hooking	Aggancio (con bastone)	Haken
ILL-EQ	Illegal equipment	Equipaggiamento non regolamentare	Unkorrekte Ausrüstung
ILL-ST	Illegal stick	Bastone non regolamentare	Unkorrekter Stock
INTERF	Interference	Interferenza	Behinderung
INTERF-S	Interference with spectators	Interferenza con spettatori	Behinderung mit Zuschauern
KICK	Kicking	Calcio	Treten
KNEE	Kneeing	Ginocchiata	Kniecheck
L	Lost game	Incontro perso	Verlorenes Spiel
LD	Left defenseman	Terzino sinistro	Linker Verteidiger

Gestetner

-LOP	Loss of puck (only def. zone)	Perdita di disco (solo zona difensiva)	Verlust des Puck
LW	Left wing	Ala sinistra	Linker Stürmer
L-PEB	Leaving penalty bench	Abbandono della panca puniti	Verlassen der Strafbank
L-PLB	Leaving Players bench	Abbandono della panca giocatori	Verlassen der Spielerbank
MIP	Minutes and seconds played	Minuti e secondi giocati	Minuten und Sekunden gespielt
MIP%	Minutes and seconds played in percentage = MIP/GP/60*100	Percentuale di minuti e secondi giocati	Minuten und Sekunden gespielt (eingesetzt)
MIS	Misconduct	Cattiva condotta	Disziplinarmaßnahme
MZ	Middle zone	Zona neutra	Neutrale Zone
MATCH	Match-penalty	Penalità partita	Matchstrafe
MOLEST	Molesting officials	Azione molesta nei confronti degli ufficiali di gara	Belästigung der Offiziellen
NEP	Negative Participation	Partecipazione negativa	Negative Mitwirkung
NO	Dress Number	Numero di maglia	Trikot Nummer
OBS-L	Obscene language	Linguaggio osceno	Unanständige Sprache
OTHER	Other offenses	Altra infrazione	Andere Vergehen
P10M	Penalty 10 Minutes	Penalità di 10 minuti	Disziplinarstrafe
P2M	Penalty 2 Minutes	Penalità di 2 minuti	Kleine - kleine Bank-strafe
P5M	Penalty 5 Minutes	Penalità di 5 minuti	Große Strafe
-PAP	Play away from puck only defence zone	Errore del giocatore nel proprio settore difensivo	Fehler des Spielers in seiner Verteidigungszone
PCL	Puck clearing only defence zone	Liberazione vietata dalla propria zona difensiva	Puck wegschießen
-M	Penalty in minutes seconds	Penalità in minuti e secondi	Strafen in Minuten und Sekunden
PK%	Penalty killing percentage = 100-(SHGA*12000/TSHS)	Percentuale di penalty killing	Effektivität Überzahlspiel in Prozenten
POS	Position on team	Ruolo occupato nella squadra	Position in der Mannschaft
PP	Power play	Superiorità numerica	Spiel in Überzahl
PP%	Power play percentage in efficiency = PPGF*120/TPP	Efficienza in percentuale di superiorità numerica	Effektivität Überzahlspiel in Prozenten
PPG	Power play goal	Goal in superiorità numerica	Tor in Überzahl
PPGA	Power play goal against	Goal subito in superiorità numerica	Gegentor bei Überzahl
PPGF	Power play goal for	Goal in superiorità numerica per	Tor in Überzahl für
PRE	Puck recovery	Disco recuperato	Zurückgewinnen des Puck
PTS	Points	Punti	Punkte
PEN-S	Penalty shot	Rigore	Strafschuß
PUCK-FR	Puck freezing	Bloccaggio del disco	Einklemmen des Puck
PUCK-H	Puck holding	Trattenuta del disco	Halten des Puck

PUCK-OUT	Puck outside playing area	Disco fuori dalla pista di gioco	Puck außerhalb des Spielfeldes
R	Rank	Classifica	Platz
RD	Right defenceman	Difensore destro	Rechter Verteidiger
RW	Right wing	Ala destra	Rechter Stürmer
REFUSE	Refusing to start game	Rifiuto di dare inizio all'incontro	Spielverzögerung bei Spielbeginn
ROUGH	Roughing	Eccessiva durezza	Übertriebene Härte
S	Shots = G+SSG+SSP+SPG	Tiri	Schüße
SAG	Shots at goal	Tiri in porta	Schüße auf das Tor
SBL	Shotblock	Tiri parati	Blockieren von Schüßen
SCH	Stick contact check	Contatto col bastone	Stockkontakt
SEC	Seconds	Secondi	Sekunden
SEC-PP	Number of seconds played before scoring GF in power play situation = TPP/PPGF	Tempo in secondi impiegati per segnare un goal in power play	Zeit in Überzahl gespielt bei Torschuß
SEC-SH	Nummer of seconds resisted before GA in SH situation = TSH/SHGA	Tempo in secondi trascorsi in inferiorità numerica prima di subire un goal	Zeit in Unterzahl gespielt bei erhaltenem Tor
SG%	Percentage of goals from shots = G/S*100	Percentuale di goal sul totale di tiri	Torschüße in Prozent
SH	Shorthand	Inferiorità numerica	Unterzahl
SHGA	Shorthand goal against	Goal subito in inferiorità numerica	Gegentor in Unterzahl
SHGF	Shorthand goal for	Goal in inferiorità numerica per	Tor in Unterzahl für
SO	Shotout (no goal in game)	Shotout - Nessun GA in una partita	Kein Gegentor im Spiel
SOG	Shots on goal = G+SSG	Titi in porta	Schüße auf das Tor
SPG	Shots past goal	Tiri vicino alla porta	Schüße neben das Tor
SSG	Shots saved by goalkeeper	Titi parati dal portiere	Schüße vom Torhüter gehalten
SSP	Shots saved by defending player	Tiri deviati da giocatore	Schüße von verteidigendem Spieler abgewehrt
SVS	Saves = SSG	Parate	Gehaltene Schüße
SVS%	Saves in percentage from shots on goal = SVS/SOG*100	Percentuale di parate su tiri in porta	Gehaltene Schüße in Prozent
SLASH	Slashing	Bastonata	Stockschlag
SPEAR	Spearing	Bastonata con punta di bastone	Stockstich
START-L	Starting line up	Formazione di partnza	Startaufstellung
T	Tied game	Incontro pari	Unentschiedenes Spiel
TOT	Total	Totale	Gesamt
TPP	Time played in powerplay in minutes and seconds	Tempo giocato in superiorità numerica in minuti e secondi	Zeit in Unterzahl in Minuten und Sekunden
TSH	Time played in shorthand in minuted and seconds	Tempo giocato in inferiorità numerica in minuti e secondi	Zeit in Unterzahl in Minuten und Sekunden

Gestetner

THRO-P	Throwing puck	Getto del disco	Werfen des Puck
THRO-S	Throwing stick	Getto della stecca	Stockwurf
TOOMANY	Too many players	Troppi giocatori in campo	Zu viele Spieler auf dem Eis
TRIP	Tripping	Sgambetto	Beinstellen
UNSPORT	Unsportsmanlike conduct	Condotta antisportiva	Unsportliches Verhalten
W	Won game	Incontro vinto	Gewonnenes Spiel

BERGQVIST Jonas	A	18	*LW	Y
JÖNSSON Kenny		19	LD	Y
BERGLUND Charles	C	22	LW	Y
ANDERSSON Mikael		23	LD	Y
JOHANSSON Mikael		26	*LW	Y
JOHANSSON Roger		34	*LD	Y

Coach:LUNDMARK Curt | Coach:MARTS Per | Manager:CHRISTER Englund

Team B: NOR

									GOALS												PENALTIES					
Family & Given Name	Nr	Pos	P	G	Time	S	A1	A2	GS	Positive Part B						Negative Part A						Time	Nr	Min	Offence	Start	End
MARTHINSEN Jim	30	*GK	Y	1	27.12	22	33		EQ	30	22	33	16	15	12	35	14	17	2	23	16	2.03	26	2	INTERF	2.03	4.03
ALLMAN Steve	35	GK	N	2	28.08	41			EQ	30	41	21	29	2	4	35	19	3	15	22	11	5.20	7	2	HOLD	5.20	7.22
SALSTEN Petter C	2	*RD	Y	3	59.49	41			EQ	30	41	21	16	2	15	35	11	22	15	3	19	11.25	4	2	HOOK	11.25	13.25
ANDERSEN BOE Carl O	4	*RD	Y																			19.54	18	2	INTERF	19.54	20.47
JAKOBSEN Tommy	7	RD	Y																			22.46	24	2	HI-ST	22.46	24.46
MYRVOLD Anders	8	LD	Y																								
BARLIE Vegar	11	*RW	Y																								
FAGERLI Jan Roar	12	RD	Y																								
MORSTEBO Svein Enok	15	LD	Y																								
KNOLD Per Christian	16	LW	Y																								
DAHLSTROM Ole Eskil	18	*CE	Y																								
KRISTIANSEN Erik	20	*RW	Y																								
MAGNUSSEN Trond Veg	21	LW	Y																								
THORESEN Petter A	22	RW	Y																								
FINSTAD Morten	23	CE	Y																								
WILSEN Sjur Robert	24	RW	Y																								
SALSTEN Jorgen	26	LD	Y																								
JOHANSEN Tom	29	RW	Y																								
OLSEN Oystein	33	LW	Y																								
RATH Marius	37	LW	Y																								
KNUTSEN Espen	41	CE	Y																								

Coach:BENGT Ohlson | Coach:TORE Jobs | Manager:HAUKELAND Jon

Game Summary

P	GF:GA	SSQ	SSP	SPG	SOG	S	PIM	TPP	PPG	SHG	FO+	DAC
1	1:0	10:8	1:0	3:2	11:8	15:10	6:8	4.08:4.00	0:0	0:0	7:15	4:9
2	2:2	11:2	3:2	4:2	13:4	20:8	2:2	0.47:0.00	1:0	0:0	14:8	12:15
3	0:1	8:3	4:2	2:3	8:4	14:9	0:0	0.00:0.00	0:0	0:0	7:10	2:21
SU	3:3	29:13	8:4	9:7	32:16	49:27	8:10	4.55:4.00	1:0	0:0	28:33	18:45

Goalkeepers Record

Time	GKA	GKB	ENG	A	MIP	B	MIP
0.00	35	30		35	60.00	30	60.00
				30	0.00	35	0.00

Referee	Linesman	Linesman	Goaljudge	Goaljudge	Game-TKP	Pen-TKP	Off.Scorer	Spect.
Moor	Trainer	Nosov	Demattio	Scanacapra	Davarda	De Gregori	Vescovi	1700

Gestetner

Gestetner

Date: 94. 4.25 **Game No: 1** **Period: 1**

NOR **GK 30**

22

GK 35

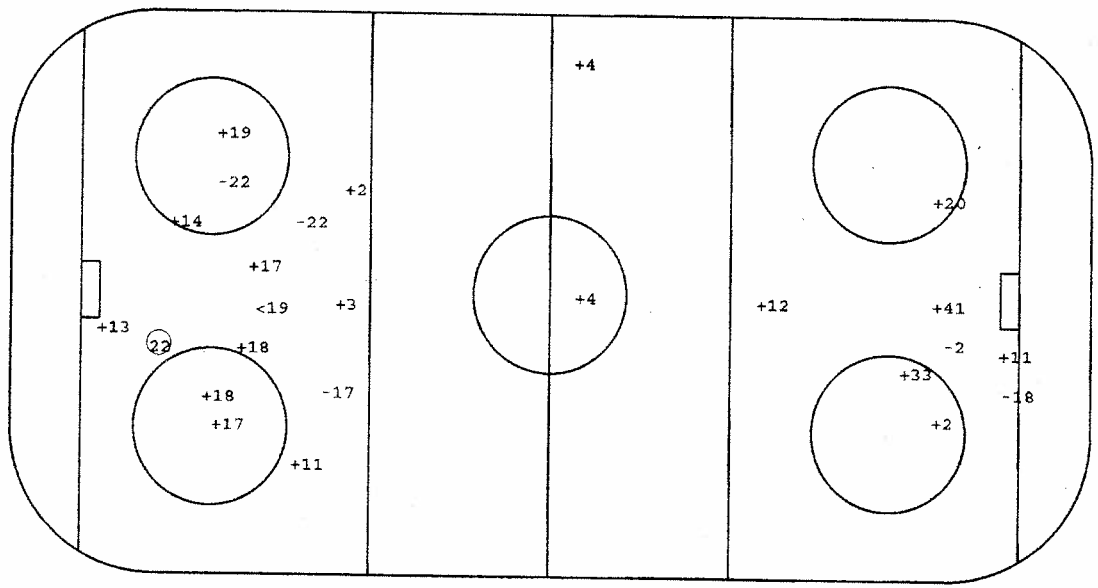

SWE **GK 35**

GK 30

O Goal +SSG <SSP -SPG

Face - Offs

DZ	MZ	AZ
-23	20	20
23	11	33
23	20	-33
20	-29	-20
33	-22	-22
23	22	41
	-23	
	41	
	22	
	23	

Defense Activity

Team	BCH	SCH	BBL	SBL	BAC	PRE	PCL	-LOP	-PAP
NOR			2	2	33	12	26	24	37
			2				18	18	26
			11				11		4
			24				23		
							37		
							7		
							12		
SWE		14	2		22	14		14	8
			13			19			11
			18						3
			19						

Face - Offs

AZ	MZ	DZ
22	-26	-26
-22	-17	-26
-17	-26	26
-17	17	22
-17	26	26
-22	-26	-17
	17	
	-26	
	-26	
	-22	

GK SpG AZ BBL PRE PAP
SSG DZ BCH SBL PCL
SSP MZ SCH BAC LOP

GK GoalKeeper
SSG Shot Saved by GK
SSP Shot Saved by def.Player
SPG Shot Past Goal
DZ Defence Zone
MZ Middle Zone
AZ Attack Zone
BCH BodyCHeck
SCH Stick Contact Check
BBL BodyBLock
SBL ShotBLock
BAC BAck Checking
PRE Puck REcovery
PCL Puck CLearing
LOP Loss Of Puck
PAP Play Away from Puck

Gestetner

Date: 94. 4.25 **Game No: 1** **Period: 2**

SWE **GK 35**

22 41

GK 30

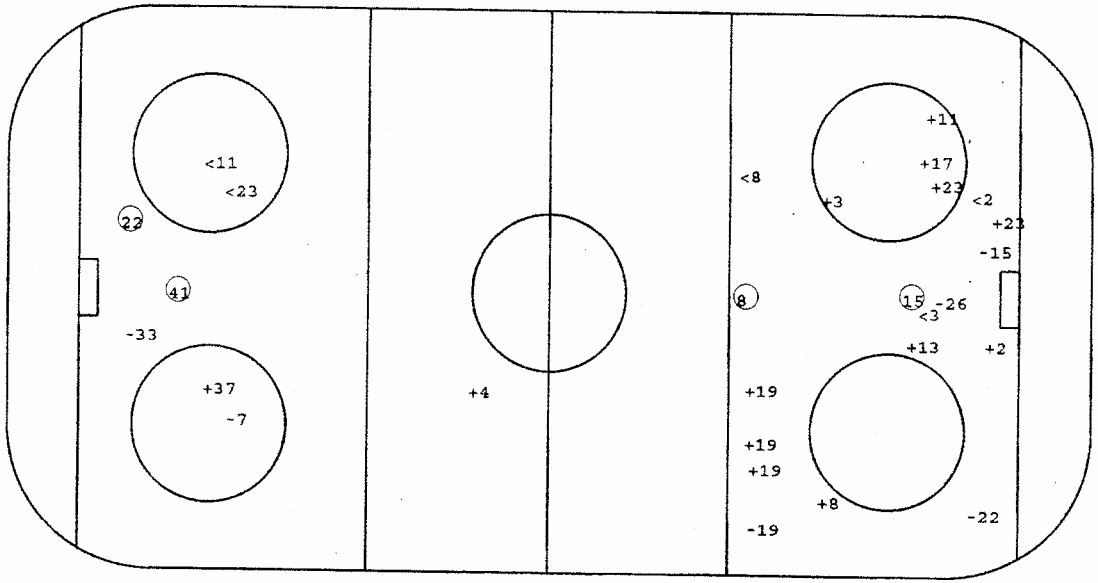

NOR **GK 30**

15 8

GK 35

O Goal +SSG <SSP -SPG

Face - Offs

DZ	MZ	AZ
17	26	26
17	-17	-22
	22	-22
	26	-22
	-26	17
	17	22
	22	17
		-15
		-26
		-22
		26
		15
		26

Defense Activity

Team	BCH	SCH	BBL	SBL	BAC	PRE	PCL	-LOP	-PAP
SWE	2	17	23	14	23	26		22	2
		8	23		11	8			
		2	13			2			
			19						
NOR	4	15	12	7		4	2	37	18
	7	12	4	7			21		18
	4	16	26	41					24
		23		26					2
		20		7					22
		33							
		20							

Face - Offs

AZ	MZ	DZ
-41	-20	-23
-33	41	20
	-20	41
	-23	41
	41	-33
	-23	-18
	-23	-23
		33
		20
		41
		-33
		-41
		-33

GK GoalKeeper
SSG Shot Saved by GK
SSP Shot Saved by def.Player

SPG Shot Past Goal
DZ Defence Zone
MZ Middle Zone

AZ Attack Zone
BCH BodyCHeck
SCH Stick Contact Check

BBL BodyBLock
SBL ShotBLock
BAC BAck Checking

PRE Puck REcovery
PCL Puck CLearing
LOP Loss Of Puck

PAP Play Away from Puck

Gestetner

Date: 94. 4.25 **Game No: 1** **Period: 3**

NOR GK 30

GK 35

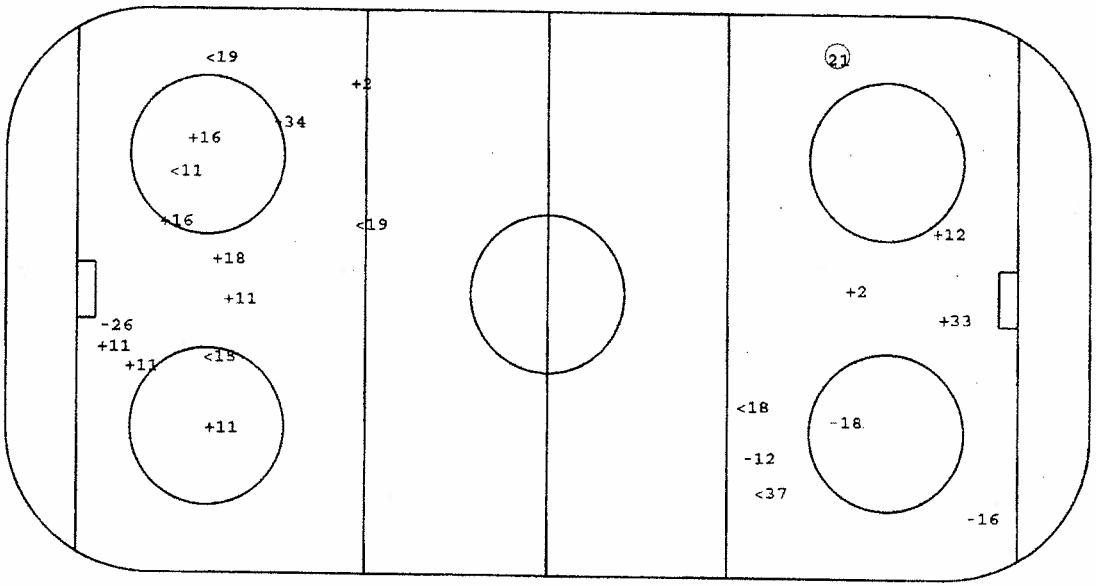

SWE GK 35

21

GK 30

O Goal +SSG <SSP -SPG

Face - Offs

DZ	MZ	AZ
33	20	-20
23	23	-20
41	33	20
16	23	-33
	-23	
	-20	
	23	
	-23	
	-33	

Defense Activity

Team	BCH	SCH	BBL	SBL	BAC	PRE	PCL	-LOP	-PAP
NOR	41	15	23	26		12	4 26	4	
	33		26	20			26		
			29	2			4		
			26	7			26		
			18				20		
							21		
							16		
							41		
SWE		15	3	14			19	16	16
		14						17	15
		3							

Face - Offs

AZ	MZ	DZ
-26	-26	22
-17	-22	22
-26	-26	-22
-26	-26	22
	26	
	26	
	-17	
	17	
	26	

GK GoalKeeper
SSG Shot Saved by GK
SSP Shot Saved by def.Player

SPG Shot Past Goal
DZ Defence Zone
MZ Middle Zone

AZ Attack Zone
BCH BodyCHeck
SCH Stick Contact Check

BBL BodyBLock
SBL ShotBLock
BAC BAck Checking

PRE Puck REcovery
PCL Puck CLearing
LOP Loss Of Puck

PAP Play Away from Puck





Gestetner

Players by Team SWE

Including Game No.:1

Family & Surname	No	Po	GP	PI	G	A1	A2	PTS	S	SG%	SSG	SSP	SPG	PPG	SHG	GWG	GTG	GAP	PIM	AVG	2	5	10	GMP	DAC	BCH	SCH	BBL	BAC	SBL	PRE	PCL	LOP	PAP	POP	HKP	+/-	FO+	FO-	FO%
ANDERSSON Mikael	23	RW	1	1	0	0	0	0	2	0.00	2	0	0	0	0	0	0	0	0	0.00	0	0	0	0	3	0	0	2	1	0	0	0	0	0	0	1	-1	0	0	0.00
ANDERSSON Peter	3	RD	1	1	0	0	0	0	3	0.00	2	1	0	0	0	0	0	0	0	0.00	0	0	0	0	1	0	1	1	0	0	0	0	0	1	2	2	0	0	0	0.00
BERGLUND Charles	22	CE	1	1	1	0	0	1	4	25.00	0	0	3	0	0	0	0	0	0	0.00	0	0	0	0	0	0	0	0	0	0	0	0	1	0	2	2	0	8	9	47.06
BERGQVIST Jonas	18	RW	1	1	0	0	0	0	3	0.00	3	0	0	0	0	0	0	0	2	2.00	1	0	0	0	1	0	0	1	0	0	0	0	0	1	0	1	0	0	0	0.00
CARNBÄCK Patrik	16	LW	1	1	0	0	0	0	2	0.00	2	0	0	0	0	0	0	0	0	0.00	0	0	0	0	-2	0	0	0	0	0	0	0	1	1	0	1	-1	0	0	0.00
HANSSON Roger	11	RW	1	1	0	1	0	1	7	0.00	6	1	0	0	0	0	0	0	2	2.00	1	0	0	0	0	0	0	1	0	0	0	0	1	2	2	0	0	0	0	0.00
HEDBERG Johan	1	GK	1	0	0	0	0	0	0	0.00	0	0	0	0	0	0	0	0	0	0.00	0	0	0	0	0	0	0	0	0	0	0	0	0	0	0	0	0	0	0	0.00
JOHANSSON Mikael	26	CE	1	1	0	0	0	0	2	0.00	0	0	2	0	0	0	0	0	0	0.00	0	0	0	0	1	0	0	0	0	0	1	0	0	0	0	0	0	0	0	0.00
JOHANSSON Roger	34	LD	1	1	0	0	0	0	1	0.00	0	0	1	0	0	0	0	0	0	0.00	0	0	0	0	0	0	0	0	0	0	0	0	0	0	0	0	0	0	0	0.00
JUHLIN Patrik	5	LW	1	1	0	0	0	0	0	0.00	0	0	0	0	0	0	0	0	2	2.00	1	0	0	0	0	0	0	0	0	0	0	0	0	1	0	1	0	11	15	42.31
JÖNSSON Kenny	19	LD	1	1	0	0	0	0	8	0.00	4	3	1	0	0	0	0	0	0	0.00	0	0	0	0	0	0	0	0	0	0	0	0	0	1	0	1	0	0	0	0.00
LARSSON Jan	17	CE	1	1	0	0	0	0	4	0.00	3	0	1	0	0	0	0	0	0	0.00	0	0	0	0	4	0	0	2	0	0	1	1	0	0	2	2	0	0	0	0.00
NORDSTRÖM Roger	30	GK	1	0	0	0	0	0	0	0.00	0	0	0	0	0	0	0	0	0	0.00	0	0	0	0	0	0	1	0	0	0	0	0	1	0	0	1	-1	8	8	50.00
SALO Tommy	35	GK	1	1	0	0	0	0	0	0.00	0	0	0	0	0	0	0	0	0	0.00	0	0	0	0	0	0	0	0	0	0	0	0	0	0	0	0	0	0	0	0.00
SJÖDIN Tommy	2	LD	1	1	0	0	0	0	4	0.00	3	1	0	0	0	0	0	0	0	0.00	0	0	0	0	0	0	0	0	0	0	0	0	0	0	3	3	0	0	0	0.00
STILLMAN Fredrik	14	RD	1	1	0	0	0	0	1	0.00	1	0	0	0	0	0	0	0	0	0.00	0	0	0	0	3	1	1	1	0	0	1	0	0	1	0	1	-1	0	0	0.00
SUNDIN Mats	13	LW	1	1	0	1	0	1	2	0.00	2	0	0	0	0	0	0	0	0	0.00	0	0	0	0	4	0	2	0	0	2	1	0	1	0	0	1	-1	0	0	0.00
SVENSSON Magnus	8	RD	1	1	1	0	0	1	3	33.33	1	1	0	1	0	0	0	0	0	0.00	0	0	0	0	2	0	0	2	0	0	0	0	0	0	1	0	1	0	0	0.00
ÖRNSKOG Stefan	15	CE	1	1	1	0	0	1	3	33.33	0	1	1	0	0	0	0	0	0	0.00	0	0	0	0	1	0	1	0	0	0	1	0	0	1	1	0	1	0	0	0.00
DACKELL Andreas	12	LW	1	0	0	0	0	0	0	0.00	0	0	0	0	0	0	0	0	0	0.00	0	0	0	0	0	0	1	0	0	0	0	0	0	1	1	2	-1	1	1	50.00
JÖNSSON Jörgen	20	RW	1	0	0	0	0	0	0	0.00	0	0	0	0	0	0	0	0	0	0.00	0	0	0	0	0	0	0	0	0	0	0	0	0	0	0	0	0	0	0	0.00

Family & Surname	No	Po	GP	PI	MIP	MPI%	SOG	GA	SVS	SVS%	GAA	GKC	SHGA	SO	AVG	2	5	10	GMP	GAP
HEDBERG Johan	1	GK	1	0	0.00	0.00	0	0	0	0.00	0.00	0.00	0	0	0.00	0	0	0	0	0
NORDSTRÖM Roger	30	GK	1	0	0.00	0.00	0	0	0	0.00	0.00	0.00	0	0	0.00	0	0	0	0	0
SALO Tommy	35	GK	1	1	60.00	100.00	16	3	13	81.25	3.00	56.25	0	0	0.00	0	0	0	0	0

Gestetner

Players by Team NOR

Including Game No.:1

Family & Surname	No	Po	GP	PI	G	A1	A2	PTS	S	SG%	SSG	SSP	SPG	PPG	SHG	GWG	GTG	GAP	PIM	AVG	2	5	10	GMP	DAC	BCH	SCH	BBL	BAC	SBL	PRE	PCL	LOP	PAP	POP	NEP	+/-	FO+	FO-	FO%
SCHISTAD Robert	1	GK	1	0	0	0	0	0	0	0.00	0	0	0	0	0	0	0	0	0	0.00	0	0	0	0	0	0	0	0	0	0	0	0	0	0	0	0	0	0	0	0.00
SALSTEN Petter	2	RD	1	1	0	0	0	0	3	0.00	2	0	1	0	0	0	0	0	0	0.00	0	0	0	0	4	0	0	2	0	2	0	1	0	1	2	2	0	0	0	0.00
ANDERSEN BOE Carl	4	RD	1	1	0	0	0	0	3	0.00	3	0	0	0	0	0	0	0	2	2.00	1	0	0	0	4	2	0	1	0	0	1	2	1	1	1	1	0	0	0	0.00
JAKOBSEN Tommy	7	RD	1	1	0	0	0	0	1	0.00	0	0	1	0	0	0	0	0	2	2.00	1	0	0	0	6	1	0	0	0	4	0	1	0	0	0	1	-1	0	0	0.00
MYRVOLD Anders	8	LD	1	1	0	0	0	0	0	0.00	0	0	0	0	0	0	0	0	0	0.00	0	0	0	0	0	0	0	0	0	0	0	0	0	0	0	0	0	0	0	0.00
BARLIE Vegar	11	RW	1	1	0	0	0	0	2	0.00	1	1	0	0	0	0	0	0	0	0.00	0	0	0	0	2	0	0	1	0	0	0	1	0	0	0	2	-2	1	0	100.00
FAGERLI Jan Roar	12	RD	1	1	0	0	0	0	3	0.00	2	0	1	0	0	0	0	0	0	0.00	0	0	0	0	5	0	1	1	0	0	2	1	0	0	1	1	0	0	0	0.00
NORSTEBO Svein Eno	15	LD	1	1	0	0	0	0	0	0.00	0	0	0	0	0	0	0	0	0	0.00	0	0	0	0	2	0	2	0	0	0	0	0	0	0	2	0	2	0	0	0.00
KNOLD Per Christia	16	LW	1	1	0	0	0	0	1	0.00	0	0	1	0	0	0	0	0	0	0.00	0	0	0	0	2	0	1	0	0	0	0	1	0	0	2	0	2	1	0	100.00
DAHLSTROM Ole Eski	18	CE	1	1	0	0	0	0	3	0.00	0	1	2	0	0	0	0	1	2	2.00	1	0	0	0	-1	0	0	1	0	0	0	1	1	2	0	2	-2	0	1	0.00
KRISTIANSEN Erik	20	RW	1	1	0	0	0	0	1	0.00	1	0	0	0	0	0	0	0	0	0.00	0	0	0	0	4	0	2	0	0	1	0	1	0	0	0	2	-2	8	6	57.14
MAGNUSSEN Trond Ve	21	LW	1	1	0	0	0	0	0	0.00	0	0	0	0	0	0	0	0	0	0.00	0	0	0	0	2	0	0	0	0	0	0	2	0	0	2	1	1	0	0	0.00
THORESEN Petter	22	RW	1	1	1	0	0	1	1	100.00	0	0	0	0	0	0	0	0	0	0.00	0	0	0	0	-1	0	0	0	0	0	0	0	0	1	1	1	0	2	2	50.00
FINSTAD Morten	23	CE	1	1	0	0	0	0	1	0.00	0	1	0	0	0	0	0	0	0	0.00	0	0	0	0	3	0	1	1	0	0	0	1	0	0	0	1	-1	8	9	47.06
NILSEN Sjur Robert	24	RW	1	1	0	0	0	0	0	0.00	0	0	0	0	0	0	0	0	2	2.00	1	0	0	0	-1	0	0	1	0	0	0	0	1	1	0	1	-1	0	0	0.00
SALSTEN Jorgen	26	LD	1	1	0	0	0	0	0	0.00	0	0	0	0	0	0	0	0	2	2.00	1	0	0	0	8	0	0	3	0	2	0	4	0	1	0	0	0	0	0	0.00
JOHANSEN Tom	29	RW	1	1	0	0	0	0	0	0.00	0	0	0	0	0	0	0	0	0	0.00	0	0	0	0	1	0	0	1	0	0	0	0	0	0	1	0	1	0	1	0.00
MARTHINSEN Jim	30	GK	1	1	0	0	0	0	0	0.00	0	0	0	0	0	0	0	0	0	0.00	0	0	0	0	0	0	0	0	0	0	0	0	0	0	3	3	0	0	0	0.00
OLSEN Oystein	33	LW	1	1	0	1	0	1	3	0.00	2	0	1	0	0	0	0	0	0	0.00	0	0	0	0	3	1	1	0	1	0	0	0	0	0	1	0	1	5	7	41.67
RATH Marius	37	LW	1	1	0	0	0	0	2	0.00	1	1	0	0	0	0	0	0	0	0.00	0	0	0	0	-1	0	0	0	0	0	0	1	1	1	0	0	0	0	0	0.00
ALLMAN Steve	35	GK	1	0	0	0	0	0	0	0.00	0	0	0	0	0	0	0	0	0	0.00	0	0	0	0	0	0	0	0	0	0	0	0	0	0	0	0	0	0	0	0.00
KNUTSEN Espen	41	CE	1	1	2	0	0	2	3	66.67	1	0	0	0	0	0	0	0	0	0.00	0	0	0	0	3	1	0	0	0	1	0	1	0	0	2	0	2	8	2	80.00
HOFF Geir	10	LW	1	0	0	0	0	0	0	0.00	0	0	0	0	0	0	0	0	0	0.00	0	0	0	0	0	0	0	0	0	0	0	0	0	0	0	0	0	0	0	0.00

Family & Surname	No	Po	GP	PI	MIP	MPI%	SOG	GA	SVS	SVS%	GAA	GKC	SHGA	SO	AVG	2	5	10	GMP	GAP
SCHISTAD Robert	1	GK	1	0	0.00	0.00	0	0	0	0.00	0.00	0.00	0	0	0.00	0	0	0	0	0
MARTHINSEN Jim	30	GK	1	1	60.00	100.00	32	3	29	90.63	3.00	28.11	1	0	0.00	0	0	0	0	0
ALLMAN Steve	35	GK	1	0	0.00	0.00	0	0	0	0.00	0.00	0.00	0	0	0.00	0	0	0	0	0







Date: 25. 4.94 Start:16:00 End:18:14 Place:Val di Fassa Game Nr.: 3 4:4 Page 1 of 1

Team A: FIN

Family & Given Name	Nr	Pos	P	G	Time	S	A1	A2	GS	Positive Part A						Negative Part B					
NYLLYS Jarmo	35	*GK	Y	1	10.16	16			EQ	35	16	4	26	11	20	1	4	5	20	14	26
TAMMI Jukka	30	GK	N	2	33.15	11			EQ	35	11	2	23	20	16	1	12	16	13	6	8
KIPRUSOFF Marko	2	LD	Y	3	41.42	11			EQ	35	11	20	16	5	12	1	6	8	16	17	12
HÄMÄLÄINEN Erik	4	*RD	Y	4	59.33	17	23	11	EQ	14	17	23	11	42	8	1	4	5	13	16	24
JUTILA Timo C	5	RD	Y																		
OJANEN Janne	8	CE	Y																		
KOIVU Saku	11	CE	Y																		
LAUKKANEN Janne	12	LD	Y																		
PALO Marko	13	RW	Y																		
HELMINEN Raimo	14	CE	Y																		
ALATALO Mika	15	LW	Y																		
PELTONEN Ville A	16	LW	Y																		
KURRI Jari	17	*RW	Y																		
LEHTINEN Jere	20	RW	Y																		
VIRTA Hannu	23	RD	Y																		
KAPANEN Sami	24	LW	Y																		
STRÖMBERG Mika	26	*RD	Y																		
NIEMINEN Mika A	40	*CE	Y																		
MÄKELÄ Mikko	42	*RW	Y																		

PENALTIES					
Time	Nr	Min	Offence	Start	End
2.18	26	2	ROUGH	2.18	4.18
18.41	4	2	SLASH	18.41	20.41
26.16	15	2	HOOK	26.16	28.16
46.13	8	2	HOLD	46.13	48.13
53.47	12	2	HI-ST	53.47	54.35

Coach:LINDSTRÖM Curt Coach:ARAVIRTA Hannu Manager:RIIHIRANTA Heikki

Team B: CZE

Family & Given Name	Nr	Pos	P	G	Time	S	A1	A2	GS	Positive Part B						Negative Part A					
BRIZA Petr	1	*GK	Y	1	28.29	13			EQ	1	13	29	24	27	7	35	5	13	12	4	8
TUREK Roman	2	GK	N	2	29.59	17			EQ	1	17	16	12	6	8	35	16	20	4	11	26
HOLAN Milos	4	*LD	Y	3	33.49	24			EQ	1	24	29	13	27	7	35	24	14	42	26	4
KADLEC Drahomir	5	*RD	Y	4	54.35	16	17	12	PP	1	16	12	17	6	8	35	20	11	4	12	
SCERBAN Bedrich	6	RD	Y																		
HAMRLIK Roman	7	LD	Y																		
KUCERA Frantisek A	8	RD	Y																		
KASTAK Kamil	12	LW	Y																		
SEKLICKA Richard	13	LW	Y																		
KUCERA Jiri	14	*CE	Y																		
DOPITA Jiri	16	CE	Y																		
ZESEN Tomas	17	RW	Y																		
JANECKY Otakar C	20	*RW	Y																		
HORAK Roman	23	CE	Y																		
KUCINSKY Martin	24	LW	Y																		
DOLEZAL Jiri	26	*LW	Y																		
MECIAR Stanislav	27	RD	Y																		
BERANEK Josef	29	CE	Y																		

PENALTIES					
Time	Nr	Min	Offence	Start	End
13.32	8	2	HOOK	13.32	15.32

Coach:ING.HLINKA Ivan Coach:NEVESELY Stanislav Manager:CERNIK Frantisek

Game Summary

P	GF:GA	SSG	SSP	SPG	SOG	S	PIM	TPP	PPG	SHG	PO+	DAC
1	1:0	6:12	1:4	1:3	7:12	9:19	4:2	2.00:3.19	0:0	0:0	7:12	31:19
2	1:3	9:9	3:3	1:0	10:12	14:15	2:0	0.00:2.41	0:0	0:0	12:11	37:27
3	2:1	9:7	7:2	6:3	11:8	24:13	4:0	0.00:2.48	0:1	0:0	19:6	29:36
SU	4:4	24:28	11:9	8:6	28:32	47:47	10:2	2.00:8.48	0:1	0:0	38:29	97:82

Goalkeepers Record

Time	GKA	GKB	ENG	A	MIP	B	MIP
0.00	35	1		35	60.00	1	60.00
				30	0.00	2	0.00

Referee	Linesman	Linesman	Goaljudge	Goaljudge	Game-TKP	Pen-TKP	Off.Scorer	Spect.
Simonds/CAN	McTague/CAN	Gasser/ITA	Gagliardi/ITA	Spinella/ITA	Degregori/ITA	Pasqualin/ITA	Dell'Orto/ITA	1600

Gestetner

Gestetner

Date: 94. 4.25 **Game No: 3** **Period: 1**

CZE GK 1

16

GK 2

FIN GK 35

GK 30

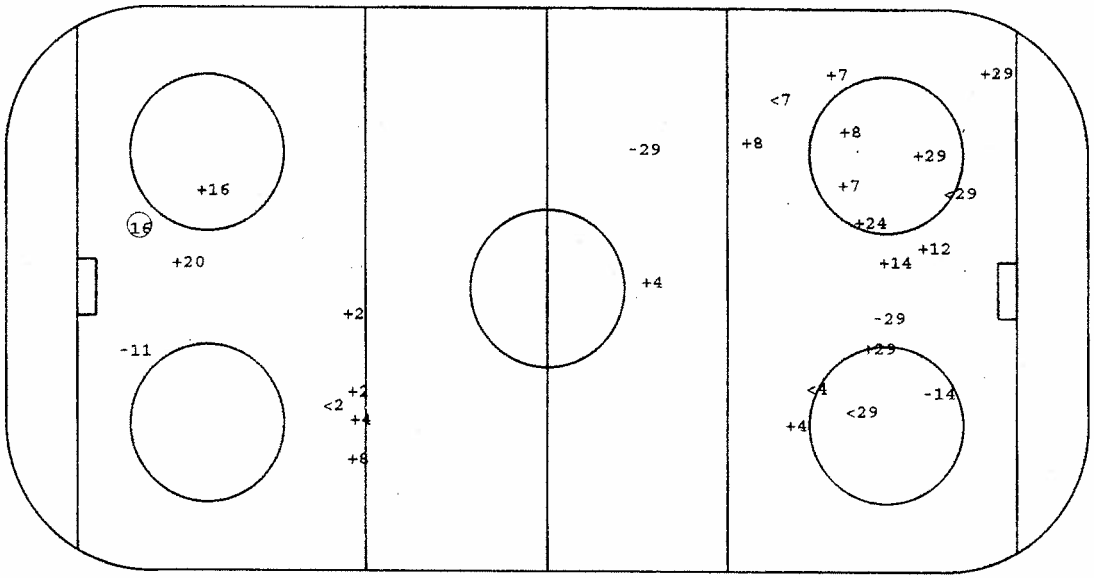

O Goal +SSG <SSP -SPG

Face - Offs

DZ	MZ	AZ
-14	14	14
29	16	29
-14	-16	-14
29	-16	29
29	14	29
29		-14
-16		16

Defense Activity

Team	BCH	SCH	BBL	SBL	BAC	PRE	PCL	-LOP	-PAP
CZE	7	8	4 7	5			8	20	20
	8	8	4 27				14	17	
			4				8		
			6				13		
			6				4		
			7				12		
			16				4		
			27						
FIN	26	23	4	23			4	8	
	23	26	2	20			40		
	8	23	12	8			17		
	12	17	16	23			40		
	12	16	4	12			23		
		12	12				12		
		4	23				5		
		23							

Face - Offs

AZ	MZ	DZ
40	-40	-13
-14	-40	-11
14	8	40
-40	14	- 8
-40	-40	- 8
- 8		14
11		-11

GK GoalKeeper
SSG Shot Saved by GK
SSP Shot Saved by def.Player
SPG Shot Past Goal
DZ Defence Zone
MZ Middle Zone
AZ Attack Zone
BCH BodyCHeck
SCH Stick Contact Check
BBL BodyBLock
SBL ShotBLock
BAC BAck Checking
PRE Puck REcovery
PCL Puck CLearing
LOP Loss Of Puck
PAP Play Away from Puck

Gestetner

ICEHOCKEY WORLD CHAMPIONSHIP / POOL - A / BOLZANO/BOZEN - VAL DI FASSA - MILANO / ITALIA - 25.04. - 08.05.1994

C.O.N.I.

Date: 94. 4.25 **Game No: 3** **Period: 2**

FIN **GK 35**

13

17

24

GK 30

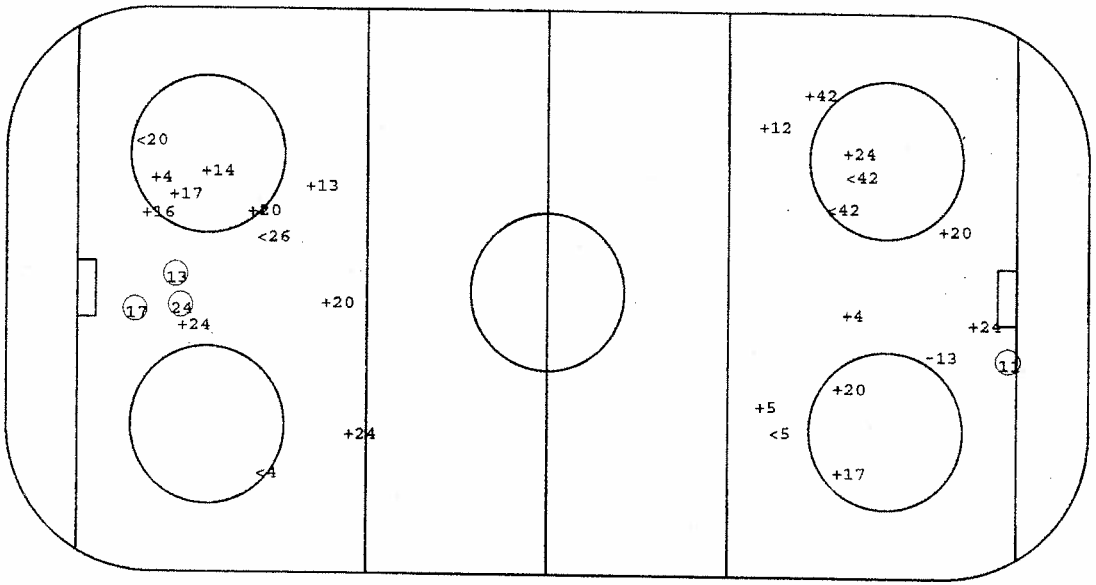

CZE **GK 1**

11

GK 2

O Goal +SSG <SSP -SPG

Face - Offs

DZ	MZ	AZ
-40	42	8
- 8	11	40
40	-11	-40
- 8	14	- 8
14	-40	
	-14	
	14	
	8	
	-40	
	11	
	11	
	8	
	-11	
	-11	

Defense Activity

Team	BCH	SCH	BBL	SBL	BAC	PRE	PCL	-LOP	-PAP
FIN	23 14	20	12	17		14	5	23	15
	26 12	20	26	2		2	26	14	26
	23 5	2	26			5	4	20	
	23 20	17	23			11	12	11	
	5 24	12	12			8	14		
	26 26	23				5	14		
	26 12	26				13			
	26					5			
CZE	24	6	17 26	7		27	6 8	7	6
	8	5	8 24	27		26	6 29	5	8
		27	27 29				24		
		6	14				5		
			4				16		
			6				27		
			26				6		
			4				27		

Face - Offs

AZ	MZ	DZ
14	-14	-29
14	-16	-16
-16	16	16
14	-29	16
-29	14	
	29	
	-29	
	-14	
	16	
	-29	
	-29	
	-16	
	14	
	14	

GK GoalKeeper
SSG Shot Saved by GK
SSP Shot Saved by def.Player

SPG Shot Past Goal
DZ Defence Zone
MZ Middle Zone

AZ Attack Zone
BCH BodyCHeck
SCH Stick Contact Check

BBL BodyBLock
SBL ShotBLock
BAC BAck Checking

PRE Puck REcovery
PCL Puck CLearing
LOP Loss Of Puck

PAP Play Away from Puck

Gestetner

Date: 94. 4.25 **Game No: 3** **Period: 3**

CZE **GK 1**

17

11

GK 2

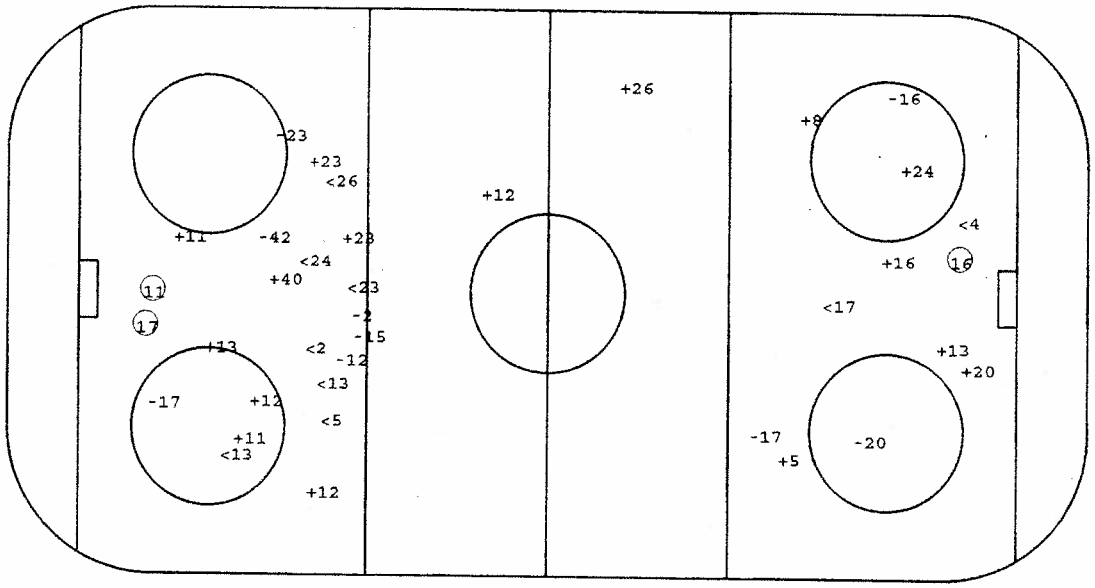

FIN **GK 35**

16

GK 30

O Goal +SSG <SSP -SPG

Face - Offs

DZ	MZ	AZ
-16	-14	-29
-14	29	
16	-16	
-14	-16	
-14	-14	
-29	-16	
-16	29	
-16	29	
-16	-14	
-16	16	
	16	
	-29	
	-14	
	-14	

Defense Activity

Team	BCH	SCH	BBL	SBL	BAC	PRE	PCL	-LOP	-PAP
CZE	16	4	8 4	6		16	26 5	12	12
	24	16	12 16	27		20	16 17		20
		7	6 6	5		29	12 7		8
			27 7	5			27 6		
			4	5			20		
			29	24			7		
			4	24			26		
			4	16			7		
FIN	26	20	26	17	40	17	5	5	4
	14	17	26	12	5	8	42	5	26
	20	26	4	5	26	42	26		
	26	26	23		5	2	20		
	5	12	4		23	17			
						13			

Face - Offs

AZ	MZ	DZ
11	40	42
8	-14	
-40	8	
14	40	
14	14	
11	11	
40	- 8	
40	- 8	
14	40	
14	-11	
	-11	
	14	
	8	
	11	

GK GoalKeeper
SSG Shot Saved by GK
SSP Shot Saved by def.Player
SPG Shot Past Goal
DZ Defence Zone
MZ Middle Zone
AZ Attack Zone
BCH BodyCHeck
SCH Stick Contact Check
BBL BodyBLock
SBL ShotBLock
BAC BAck Checking
PRE Puck REcovery
PCL Puck CLearing
LOP Loss Of Puck
PAP Play Away from Puck

Gestetner

Players by Team FIN

Including Game No.:3

Family & Surname	No	Po	GP	PI	G	A1	A2	PTS	S	SG%	SSG	SSP	SPG	PPG	SHG	GWG	GTG	GAP	PIM	AVG	2	5	10	GMP	DAC	BCH	SCH	BBL	BAC	SBL	PRE	PCL	LOP	PAP	POP	NEP	+/-	FO+	FO-	FO%
LEHTINEN Jere	20	RW	1	1	0	0	0	0	3	0.00	3	0	0	0	0	0	0	0	0	0.00	0	0	0	0	6	2	3	0	0	1	0	1	1	0	3	2	1	0	0	0.00
PELTONEN Ville	16	LW	1	1	1	0	0	1	2	50.00	1	0	0	0	0	0	0	0	0	0.00	0	0	0	0	2	0	1	1	0	0	0	0	0	0	3	1	2	0	0	0.00
TAMMI Jukka	30	GK	1	0	0	0	0	0	0	0.00	0	0	0	0	0	0	0	0	0	0.00	0	0	0	0	0	0	0	0	0	0	0	0	0	0	0	0	0	0	0	0.00
KUIVALAINEN Pasi	1	GK	1	0	0	0	0	0	0	0.00	0	0	0	0	0	0	0	0	0	0.00	0	0	0	0	0	0	0	0	0	0	0	0	0	0	0	0	0	0	0	0.00
ALATALO Mika	15	LW	1	1	0	0	0	0	1	0.00	0	0	1	0	0	0	0	0	2	2.00	1	0	0	0	-1	0	0	0	0	0	0	0	0	1	0	0	0	0	0	0.00
HÄMÄLÄINEN Erik	4	RD	1	1	0	0	0	0	2	0.00	2	0	0	0	0	0	0	0	2	2.00	1	0	0	0	6	0	1	4	0	0	0	2	0	1	1	4	-3	0	0	0.00
KAPANEN Sami	24	LW	1	1	0	0	0	0	3	0.00	2	1	0	0	0	0	0	0	0	0.00	0	0	0	0	1	1	0	0	0	0	0	0	0	0	0	1	-1	0	0	0.00
MÄKELÄ Mikko	42	RW	1	1	0	0	0	0	4	0.00	1	2	1	0	0	0	0	0	0	0.00	0	0	0	0	2	0	0	0	0	0	1	1	0	0	1	1	0	2	0	100.00
JUTILA Timo	5	RD	1	1	0	0	0	0	3	0.00	1	2	0	0	0	0	0	0	0	0.00	0	0	0	0	10	3	0	0	2	1	3	3	2	0	1	1	0	0	0	0.00
MYLLYS Jarmo	35	GK	1	1	0	0	0	0	0	0.00	0	0	0	0	0	0	0	0	0	0.00	0	0	0	0	0	0	0	0	0	0	0	0	0	0	0	3	4	-1	0	0	0.00
STRÖMBERG Mika	26	RD	1	1	0	0	0	0	1	0.00	0	1	0	0	0	0	0	0	2	2.00	1	0	0	0	17	8	4	4	1	0	0	2	0	2	1	2	-1	0	0	0.00
OJANEN Janne	8	CE	1	1	0	0	0	0	1	0.00	1	0	0	0	0	0	0	0	2	2.00	1	0	0	0	3	1	0	0	0	1	2	0	1	0	1	1	0	7	8	46.67
LAUKKANEN Janne	12	LD	1	1	0	0	0	0	5	0.00	4	0	1	0	0	0	0	1	2	2.00	1	0	0	0	15	4	3	4	0	2	0	2	0	0	1	2	-1	0	0	0.00
NIEMINEN Mika	40	CE	1	1	0	0	0	0	1	0.00	1	0	0	0	0	0	0	0	0	0.00	0	0	0	0	3	0	0	0	1	0	0	2	0	0	0	0	0	9	10	47.37
PALO Marko	13	RW	1	1	0	0	0	0	4	0.00	1	2	1	0	0	0	0	0	0	0.00	0	0	0	0	2	0	0	0	0	0	2	0	0	0	0	1	-1	0	1	0.00
HELMINEN Raimo	14	CE	1	1	0	0	0	0	0	0.00	0	0	0	0	0	0	0	0	0	0.00	0	0	0	0	4	2	0	0	0	0	1	2	1	0	1	1	0	12	3	80.00
KIPRUSOFF Marko	2	LD	1	1	0	0	0	0	5	0.00	2	2	1	0	0	0	0	0	0	0.00	0	0	0	0	5	0	1	1	0	1	2	0	0	0	1	0	1	0	0	0.00
VIRTA Hannu	23	RD	1	1	0	1	0	1	4	0.00	2	1	1	0	0	0	0	0	0	0.00	0	0	0	0	14	4	4	3	1	2	0	1	1	0	2	0	2	0	0	0.00
KURRI Jari	17	RW	1	1	1	0	0	1	3	33.33	1	0	1	0	0	0	0	0	0	0.00	0	0	0	0	8	0	3	0	0	2	2	1	0	0	1	0	1	0	0	0.00
KOIVU Saku	11	CE	1	1	2	0	1	3	5	40.00	2	0	1	0	0	0	0	0	0	0.00	0	0	0	0	0	0	0	0	0	0	1	0	1	0	4	2	2	8	7	53.33
KESKINEN Esa	9	CE	1	0	0	0	0	0	0	0.00	0	0	0	0	0	0	0	0	0	0.00	0	0	0	0	0	0	0	0	0	0	0	0	0	0	0	0	0	0	0	0.00

Family & Surname	No	Po	GP	PI	MIP	MPI%	SOG	GA	SVS	SVS%	GAA	GKC	SHGA	SO	AVG	2	5	10	GMP	GAP
TAMMI Jukka	30	GK	1	0	0.00	0.00	0	0	0	0.00	0.00	0.00	0	0	0.00	0	0	0	0	0
KUIVALAINEN Pasi	1	GK	1	0	0.00	0.00	0	0	0	0.00	0.00	0.00	0	0	0.00	0	0	0	0	0
MYLLYS Jarmo	35	GK	1	1	60.00	100.00	32	4	28	87.50	4.00	56.00	1	0	0.00	0	0	0	0	0

Gestetner

Players by Team CZE

Including Game No.:3

Family & Surname	No	Po	GP	PI	G	A1	A2	PTS	S	SG%	SSG	SSP	SPG	PPG	SHG	GWG	GTG	GAP	PIM	AVG	2	5	10	GMP	DAC	BCH	SCH	BBL	BAC	SBL	PRE	PCL	LOP	PAP	POP	NEP	+/-	FO+	FO-	FO%
BRIZA Petr	1	GK	1	1	0	0	0	0	0	0.00	0	0	0	0	0	0	0	0	0	0.00	0	0	0	0	0	0	0	0	0	0	0	0	0	0	4	4	0	0	0	0.00
TUREK Roman	2	GK	1	0	0	0	0	0	0	0.00	0	0	0	0	0	0	0	0	0	0.00	0	0	0	0	0	0	0	0	0	0	0	0	0	0	0	0	0	0	0	0.00
HOLAN Milos	4	LD	1	1	0	0	0	0	6	0.00	3	3	0	0	0	0	0	0	0	0.00	0	0	0	0	12	0	1	9	0	0	0	2	0	0	0	2	-2	0	0	0.00
KADLEC Drahomir	5	RD	1	1	0	0	0	0	1	0.00	1	0	0	0	0	0	0	0	0	0.00	0	0	0	0	6	0	1	0	0	4	0	2	1	0	0	2	-2	0	0	0.00
SCERBAN Bedrich	6	RD	1	1	0	0	0	0	0	0.00	0	0	0	0	0	0	0	0	0	0.00	0	0	0	0	11	0	2	5	0	1	0	4	0	1	2	2	0	0	0	0.00
HAMRLIK Roman	7	LD	1	1	0	0	0	0	3	0.00	2	1	0	0	0	0	0	0	0	0.00	0	0	0	0	8	1	1	3	0	1	0	3	1	0	2	0	2	0	0	0.00
KUCERA Frantisek	8	RD	1	1	0	0	0	0	3	0.00	3	0	0	0	0	0	0	0	2	2.00	1	0	0	0	7	2	2	2	0	0	0	3	0	2	2	2	0	0	0	0.00
MECIAR Stanislav	27	RD	1	1	0	0	0	0	0	0.00	0	0	0	0	0	0	0	0	0	0.00	0	0	0	0	11	0	1	4	0	2	1	3	0	0	2	0	2	0	0	0.00
KASTAK Kamil	12	LW	1	1	0	0	1	1	1	0.00	1	0	0	0	0	0	0	0	0	0.00	0	0	0	0	1	0	0	1	0	0	0	2	1	1	2	2	0	0	0	0.00
ZEMLICKA Richard	13	LW	1	1	1	0	0	1	3	33.33	2	0	0	0	0	0	0	0	0	0.00	0	0	0	0	1	0	0	0	0	0	0	1	0	0	2	2	0	0	0	0.00
KUCERA Jiri	14	CE	1	1	0	0	0	0	3	0.00	2	0	1	0	0	0	0	0	0	0.00	0	0	0	0	2	0	0	1	0	0	0	1	0	0	0	1	-1	9	14	39.13
DOPITA Jiri	16	CE	1	1	1	0	0	1	4	25.00	2	0	1	1	0	0	0	0	0	0.00	0	0	0	0	8	1	1	2	0	1	1	2	0	0	2	3	-1	9	15	37.50
SRSEN Tomas	17	RW	1	1	1	1	0	2	4	25.00	1	1	1	0	0	0	0	0	0	0.00	0	0	0	0	1	0	0	1	0	0	0	1	1	0	2	1	1	0	0	0.00
JANECKY Otakar	20	RW	1	1	0	0	0	0	5	0.00	3	1	1	0	0	0	0	0	0	0.00	0	0	0	0	-1	0	0	0	0	0	1	1	1	2	0	1	-1	0	0	0.00
HORAK Roman	23	CE	1	1	0	0	0	0	0	0.00	0	0	0	0	0	0	0	0	0	0.00	0	0	0	0	0	0	0	0	0	0	0	0	0	0	0	0	0	0	0	0.00
RUCINSKY Martin	24	LW	1	1	1	0	0	1	5	20.00	4	0	0	0	0	0	0	0	0	0.00	0	0	0	0	6	2	0	1	0	2	0	1	0	0	2	1	1	0	0	0.00
DOLEZAL Jiri	26	LW	1	1	0	0	0	0	2	0.00	1	1	0	0	0	0	0	0	0	0.00	0	0	0	0	5	0	0	2	0	0	1	2	0	0	0	1	-1	0	0	0.00
BERANEK Josef	29	CE	1	1	0	0	0	0	7	0.00	3	2	2	0	0	0	0	0	0	0.00	0	0	0	0	4	0	0	2	0	0	1	1	0	0	2	0	2	11	9	55.00

Family & Surname	No	Po	GP	PI	MIP	MPI%	SOG	GA	SVS	SVS%	GAA	GKC	SHGA	SO	AVG	2	5	10	GMP	GAP
BRIZA Petr	1	GK	1	1	60.00	100.00	28	4	24	85.71	4.00	57.16	0	0	0.00	0	0	0	0	0
TUREK Roman	2	GK	1	0	0.00	0.00	0	0	0	0.00	0.00	0.00	0	0	0.00	0	0	0	0	0







ICEHOCKEY WORLD CHAMPIONSHIP / POOL - A / BOLZANO/BOZEN - VAL DI FASSA - MILANO / ITALIA - 25.04. - 08.05.1994

Date: 25. 4.94 Start:20:00 End:22:11 Place:Val di Fassa Game Nr.: 5 Page 1 of 1

Team A: FRA

Family & Given Name	Nr	Pos	P	G	Time	S	A1	A2	GS	Positive Part A						Negative Part B						PENALTIES Time	Nr	Min	Offence	Start	End
YLONEN Petri	29	*GK	Y	1	2.22	14	24		EQ	29	14	24	20	11	17	1	28	6	10	8	12	15.36	21	2	HOOK	15.36	17.36
VALLIERE Michel	31	GK	N																			25.17	21	2	SLASH	25.17	27.17
MOYON Christopher	3	LD	Y																			28.55	5	2	HI-ST	28.55	30.55
WOODBURN Steven	5	*LD	Y																			48.14	21	2	CROSS	48.14	48.17
ORSOLINI Lionel	6	LD	Y																			49.16	11	2	HOLD	49.16	51.16
BARIN Stephane	7	RW	Y																			58.59	3	2	ROUGH	58.59	60.00
BRIAND Arnaud	8	*RW	Y																								
DUNN Patrick	9	LW	Y																								
POUSSE Pierre A	10	CE	Y																								
BABIN Mickael	11	LW	Y																								
LAPORTE Benoit	14	RW	Y																								
LEMOINE Jean-Philip	16	*LD	Y																								
MAIA Pierrick A	17	CE	Y																								
LEMARQUE Eric	18	*LW	Y																								
LEBLANC Michel	20	LD	Y																								
VILLE Christophe	21	CE	Y																								
GUENNELON Gerald	23	RD	Y																								
PEREZ Denis C	24	RD	Y																								
POUDRIER Serge	27	RD	Y																								
DUBE Roger	28	RW	Y																								
PAJONKOWSKI Franck	32	*CE	Y																								

Coach:LARSSON Kjell Coach:SOZZI Jean Claude Manager:FRANCHETERRE Patrick

Team B: USA

Family & Given Name	Nr	Pos	P	G	Time	S	A1	A2	GS	Positive Part B						Negative Part A						PENALTIES Time	Nr	Min	Offence	Start	End
HEBERT Guy	1	*GK	Y	1	3.49	6	12		EQ	1	6	12	13	19	24	29	27	3	18	32	8	8.32	9	2	TOO-M	8.32	10.32
KUNTAR Leslie	30	GK	N	2	14.04	21	9		EQ	1	21	9	23	3	4	29	9	10	28	16	5	11.28	17	2	SLASH	11.28	13.28
MOLANIN Craig C	2	LD	Y	3	33.40	23	9		EQ	1	23	9	21	28	5	29	24	20	9	10	28	28.55	8	2	ROUGH	28.55	30.55
BEERS Robert	3	*LD	Y	4	48.17	21	9		PP	1	21	9	23	3	4	29	20	3	14	17		37.42	18	2	HOLD	37.42	39.42
CHAMBERS Shawn	4	*LD	Y	5	56.33	19			EQ	1	19	3	26	13	6	29	11	17	5	14	16	43.40	23	2	ROUGH	43.40	45.40
RICHTER Barron	5	LD	Y																			49.16	19	2	ROUGH	49.16	51.16
HEATON Patrick	6	LD	Y																			53.49	5	2	ROUGH	53.49	55.49
LAZARO Jeffrey	8	*LW	Y																			58.59	8	2	ROUGH	58.59	60.00
WRIGHT Douglas A	9	LW	Y																								
SACCO Joseph	10	LW	Y																								
SWEENEY Timothy	12	*LW	Y																								
PODEIN Shjon	13	LW	Y																								
COLE Danton	17	LW	Y																								
BOURQUE Phillippe	18	LW	Y																								
LILLEY John	19	*LW	Y																								
LINDSAY William	21	LW	Y																								
YOUNG Scott A	23	LW	Y																								
MCSWEEN Donald	24	LD	Y																								
CIAVAGLIA Peter	26	LW	Y																								
HILL Sean	28	LD	Y																								

Coach:NANNE Lou Coach:WILSON Ron Manager:ARMY Tim

Game Summary

P	GF:GA	SSG	SSP	SPG	SOG	S	PIM	TPP	PPG	SHG	PO+	DAC
1	1:2	10:3	4:4	3:3	11:5	18:12	2:4	4.00:2.00	0:0	0:0	12:6	26:8
2	0:1	2:15	3:9	1:2	2:16	6:27	4:4	2.00:2.00	0:0	0:0	10:11	24:13
3	0:2	8:8	4:6	1:1	8:10	13:17	6:8	4.00:0.03	0:1	0:0	13:12	3:10
SU	1:5	20:26	11:19	5:6	21:31	37:56	12:16	10.00:4.03	0:1	0:0	35:29	53:31

Goalkeepers Record

Time	GKA	GKB	ENG	A	MIP	B	MIP
0.00	29	1		29	60.00	1	60.00
				31	0.00	30	0.00

Referee	Linesman	Linesman	Goaljudge	Goaljudge	Game-TKP	Pen-TKP	Off.Scorer	Spect.
Galinovsky/RU	Murray/GBR	Lonardi/ITA	Scanacapra/IT	Spinella/ITA	Volcan/ITA	Degiampietro	Vescovi/ITA	1000

Gestetner

Date: 94. 4.25 **Game No: 5** **Period: 1**

USA **GK 1**

14

GK 30

FRA **GK 29**

21

6

GK 31

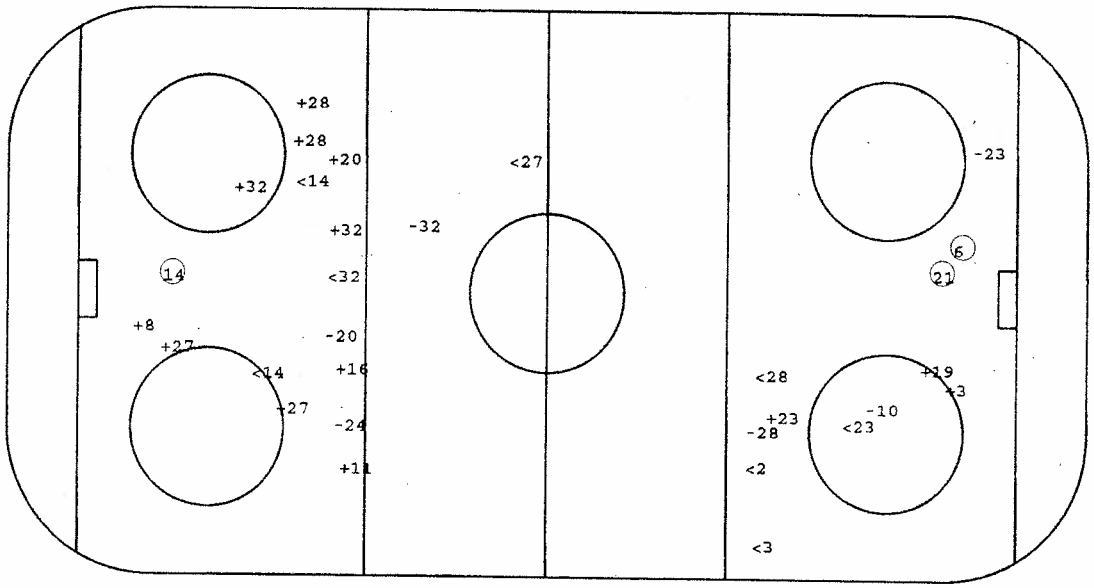

O Goal +SSG <SSP -SPG

Face - Offs

DZ	MZ	AZ
-26	-12	12
-26	-26	12
13	9	- 9
-12	-12	-12
-12	-26	
-12	9	
12	-12	

Defense Activity

Team	BCH	SCH	BBL	SBL	BAC	PRE	PCL	-LOP	-PAP
USA	2	6	6	3		24	4		28
			3	24					12
			23	2					19
			28						4
			28						3
			4						
FRA	21	10 3	3 11	16	18	3	10	20	8
	3	8 27	24	20	27	8	9	14	5
		32	32	24		16		23	3
		18	16	16		14		9	
		8	9						
		16	24						
		32	3						
		21	3						

Face - Offs

AZ	MZ	DZ
17	32	-32
32	10	-10
-21	-21	10
32	32	21
21	32	
7	-17	
-32	32	

GK GoalKeeper
SSG Shot Saved by GK
SSP Shot Saved by def.Player

SPG Shot Past Goal
DZ Defence Zone
MZ Middle Zone

AZ Attack Zone
BCH BodyCHeck
SCH Stick Contact Check

BBL BodyBLock
SBL ShotBLock
BAC BAck Checking

PRE Puck REcovery
PCL Puck CLearing
LOP Loss Of Puck

PAP Play Away from Puck

Gestetner

FRA **GK 29**

GK 31

Date: 94. 4.25 **Game No: 5** **Period: 2**

USA **GK 1**

GK 30

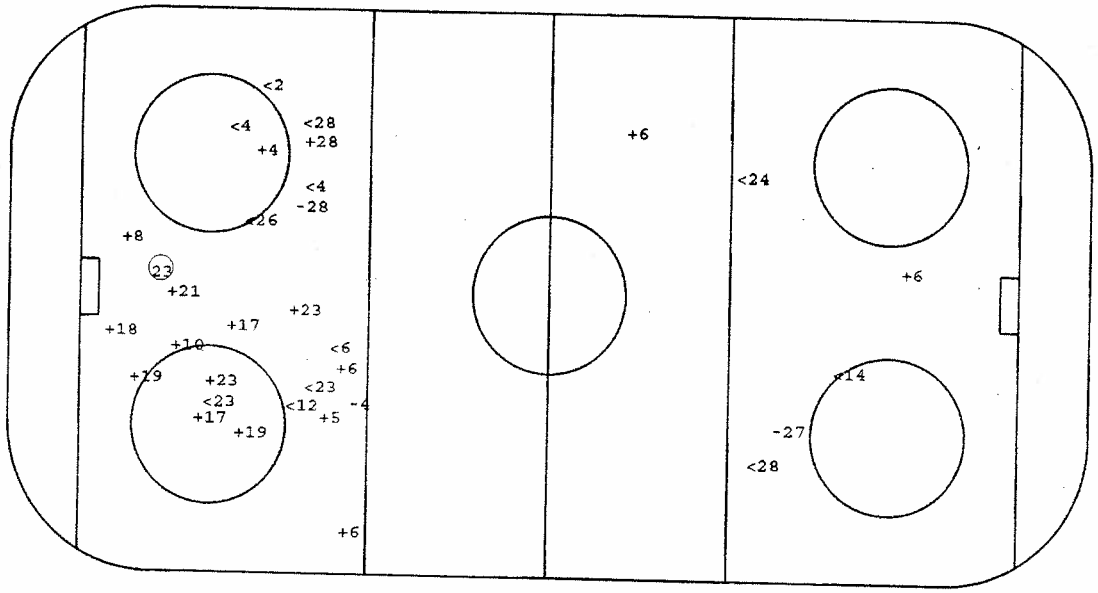

O Goal +SSG <SSP -SPG

Face - Offs

DZ	MZ	AZ
-21	-32	-10
-11	-32	10
10	-17	-32
11	21	-21
-11	32	
-21	10	
-17	32	
21	21	
10		

Defense Activity

Team	BCH	SCH	BBL	SBL	BAC	PRE	PCL	-LOP	-PAP
FRA	3	18	5 16	20		24	11	32	7
	24	5	5 16	8		3		11	9
	8	24	20 7	20				27	27
	24	27	20 11	23					24
	23	28	16 16						24
	16		8 28						
			27						
			24						
USA	4	19	6	4	5	2			2
	28	4	19	4					
			2	3					
			3						
			23						

Face - Offs

AZ	MZ	DZ
26	9	26
12	26	-12
- 9	9	12
- 9	-26	17
9	-12	
26	-12	
26	-12	
-17	- 9	
- 9		

GK GoalKeeper
SSG Shot Saved by GK
SSP Shot Saved by def.Player

SPG Shot Past Goal
DZ Defence Zone
MZ Middle Zone

AZ Attack Zone
BCH BodyCHeck
SCH Stick Contact Check

BBL BodyBLock
SBL ShotBLock
BAC BAck Checking

PRE Puck REcovery
PCL Puck CLearing
LOP Loss Of Puck

PAP Play Away from Puck

Gestetner

USA **GK 1**

GK 30

Date: 94. 4.25 **Game No: 5** **Period: 3**

FRA **GK 29**

21
19

GK 31

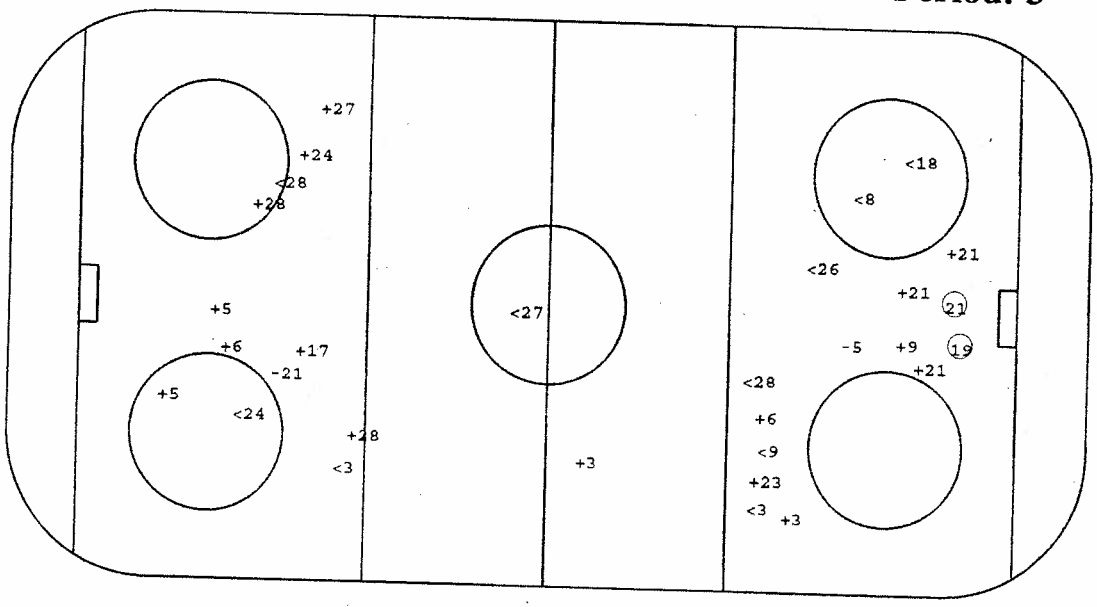

O Goal +SSG <SSP -SPG

Face - Offs

DZ	MZ	AZ
-12	9	26
12	-12	-12
13	9	-12
- 9	-12	9
12	-26	-12
-26	- 9	26
12	9	
-26	26	
- 9	- 9	
26		

Defense Activity

Team	BCH	SCH	BBL	SBL	BAC	PRE	PCL	-LOP	-PAP
USA		2	23	28	4	3		2	8
			6	18		21			12
			28	24		4			6
			3	19		8			
FRA	18	8 5	8	11		5		6 8	28
	16	3	24			28		8 6	14
	3	27	3					24 21	14
		27	11					3	9
		27	6					32	24
		18	5					20	5
		8						5	5
		18						18	

Face - Offs

AZ	MZ	DZ
21	-32	-11
- 7	10	10
-21	-32	21
10	32	-17
-21	17	32
21	10	-17
-32	-17	
21	-10	
17	21	
-32		

GK GoalKeeper
SSG Shot Saved by GK
SSP Shot Saved by def.Player
SPG Shot Past Goal
DZ Defence Zone
MZ Middle Zone
AZ Attack Zone
BCH BodyCHeck
SCH Stick Contact Check
BBL BodyBLock
SBL ShotBLock
BAC BAck Checking
PRE Puck REcovery
PCL Puck CLearing
LOP Loss Of Puck
PAP Play Away from Puck

Gestetner







Gestetner

Players by Team FRA

Including Game No.:5

Family & Surname	No	Po	GP	PI	G	A1	A2	PTS	S	SG%	SSG	SSP	SPG	PPG	SHG	GWG	GTG	GAP	PIM	AVG	2	5	10	GMP	DAC	BCH	SCH	BBL	BAC	SBL	PRE	PCL	LOP	PAP	POP	NEP	+/-	FO+	FO-	FO%
DUMN Patrick	9	LW	1	1	0	0	0	0	0	0.00	0	0	0	0	0	0	0	0	0	0.00	0	0	0	0	-1	0	0	1	0	0	0	1	1	2	0	2	-2	0	0	0.00
POUSSE Pierre	10	CE	1	1	0	0	0	0	0	0.00	0	0	0	0	0	0	0	0	0	0.00	0	0	0	0	2	0	1	0	0	0	0	1	0	0	0	2	-2	10	3	76.92
MOYON Christopher	3	LD	1	1	0	0	0	0	1	0.00	0	1	0	0	0	0	0	0	2	2.00	1	0	0	0	9	3	2	4	0	0	2	0	1	1	0	2	-2	0	0	0.00
GUENNELON Gerald	23	RD	1	1	0	0	0	0	0	0.00	0	0	0	0	0	0	0	0	0	0.00	0	0	0	0	1	1	0	0	0	1	0	0	0	0	0	0	0	0	0	0.00
LEMARQUE Eric	18	LW	1	1	0	0	0	0	0	0.00	0	0	0	0	0	0	0	0	0	0.00	0	0	0	0	5	1	4	0	1	0	0	0	1	0	0	1	-1	0	0	0.00
VILLE Christophe	21	CE	1	1	0	0	0	0	1	0.00	0	0	1	0	0	0	0	1	6	6.00	3	0	0	0	1	1	1	0	0	0	0	0	1	0	0	0	0	10	7	58.82
LEMOINE Jean-Phili	16	LD	1	1	0	0	0	0	1	0.00	1	0	0	0	0	0	0	0	0	0.00	0	0	0	0	11	2	1	5	0	2	1	0	0	0	0	2	-2	0	0	0.00
BABIN Mickael	11	LW	1	1	0	0	0	0	1	0.00	1	0	0	0	0	0	0	0	2	2.00	1	0	0	0	4	0	0	3	0	1	0	1	1	0	1	1	0	1	3	25.00
LHENRY Fabrice	30	GK	1	0	0	0	0	0	0	0.00	0	0	0	0	0	0	0	0	0	0.00	0	0	0	0	0	0	0	0	0	0	0	0	0	0	0	0	0	0	0	0.00
PEREZ Denis	24	RD	1	1	0	1	0	1	4	0.00	1	2	1	0	0	0	0	0	0	0.00	0	0	0	0	5	2	1	4	0	1	1	0	1	3	1	1	0	0	0	0.00
BRIAND Arnaud	8	RW	1	1	0	0	0	0	1	0.00	1	0	0	0	0	0	0	0	0	0.00	0	0	0	0	6	1	4	2	0	1	1	0	2	1	0	1	-1	0	0	0.00
LEBLANC Michel	20	LD	1	1	0	0	0	0	2	0.00	1	0	1	0	0	0	0	0	0	0.00	0	0	0	0	3	0	0	2	0	3	0	0	2	0	1	2	-1	0	0	0.00
MAIA Pierrick	17	CE	1	1	0	0	0	0	1	0.00	1	0	0	0	0	0	0	0	0	0.00	0	0	0	0	0	0	0	0	0	0	0	0	0	0	1	2	-1	3	6	33.33
VALLIERE Michel	31	GK	1	0	0	0	0	0	0	0.00	0	0	0	0	0	0	0	0	0	0.00	0	0	0	0	0	0	0	0	0	0	0	0	0	0	0	0	0	0	0	0.00
PAJONKOWSKI Franck	32	CE	1	1	0	0	0	0	4	0.00	2	1	1	0	0	0	0	0	0	0.00	0	0	0	0	1	0	2	1	0	0	0	0	2	0	0	1	-1	10	9	52.63
WOODBURN Steven	5	LD	1	1	0	0	0	0	2	0.00	2	0	0	0	0	0	0	0	2	2.00	1	0	0	0	2	0	2	3	0	0	1	0	1	3	0	2	-2	0	0	0.00
LAPORTE Benoit	14	RW	1	1	1	0	0	1	4	25.00	0	3	0	0	0	0	0	0	0	0.00	0	0	0	0	-2	0	0	0	0	0	1	0	1	2	1	2	-1	0	0	0.00
POUDRIER Serge	27	RD	1	1	0	0	0	0	6	0.00	3	2	1	0	0	0	0	0	0	0.00	0	0	0	0	5	0	5	1	1	0	0	0	1	1	0	1	-1	0	0	0.00
DUBE Roger	28	RW	1	1	0	0	0	0	6	0.00	4	2	0	0	0	0	0	0	0	0.00	0	0	0	0	2	0	1	1	0	0	1	0	0	1	0	2	-2	0	0	0.00
ORSOLINI Lionel	6	LD	1	1	0	0	0	0	3	0.00	3	0	0	0	0	0	0	0	0	0.00	0	0	0	0	-1	0	0	1	0	0	0	0	2	0	0	0	0	0	0	0.00
YLONEN Petri	29	GK	1	1	0	0	0	0	0	0.00	0	0	0	0	0	0	0	0	0	0.00	0	0	0	0	0	0	0	0	0	0	0	0	0	1	0	5	-4	0	0	0.00
BARIN Stephane	7	RW	1	1	0	0	0	0	0	0.00	0	0	0	0	0	0	0	0	0	0.00	0	0	0	0	0	0	0	1	0	0	0	0	0	1	0	0	0	1	1	50.00

Family & Surname	No	Po	GP	PI	MIP	MPI%	SOG	GA	SVS	SVS%	GAA	GKC	SHGA	SO	AVG	2	5	10	GMP	GAP
LHENRY Fabrice	30	GK	1	0	0.00	0.00	0	0	0	0.00	0.00	0.00	0	0	0.00	0	0	0	0	0
VALLIERE Michel	31	GK	1	0	0.00	0.00	0	0	0	0.00	0.00	0.00	0	0	0.00	0	0	0	0	0
YLONEN Petri	29	GK	1	1	60.00	100.00	31	5	26	83.87	5.00	80.65	1	0	0.00	0	0	0	0	0

Gestetner

Players by Team USA

Including Game No.:5

Family & Surname	No	Po	GP	PI	G	A1	A2	PTS	S	SG%	SSG	SSP	SPG	PPG	SHG	GWG	GTG	GAP	PIM	AVG	2	5	10	GMP	DAC	BCH	SCH	BBL	BAC	SBL	PRE	PCL	LOP	PAP	POP	NEP	+/-	FO+	FO-	FO%
HEBERT Guy	1	GK	1	1	0	0	0	0	0	0.00	0	0	0	0	0	0	0	0	0	0.00	0	0	0	0	0	0	0	0	0	0	0	0	0	0	5	1	4	0	0	0.00
KUNTAR Leslie	30	GK	1	0	0	0	0	0	0	0.00	0	0	0	0	0	0	0	0	0	0.00	0	0	0	0	0	0	0	0	0	0	0	0	0	0	0	0	0	0	0	0.00
LITTMAN David	29	GK	1	0	0	0	0	0	0	0.00	0	0	0	0	0	0	0	0	0	0.00	0	0	0	0	0	0	0	0	0	0	0	0	0	0	0	0	0	0	0	0.00
BEERS Robert	3	LD	1	1	0	0	0	0	5	0.00	3	2	0	0	0	0	0	0	0	0.00	0	0	0	0	0	0	0	0	0	0	0	0	0	0	0	0	0	0	0	0.00
CHAMBERS Shawn	4	LD	1	1	0	0	0	0	4	0.00	1	2	1	0	0	0	0	0	0	0.00	0	0	0	0	5	0	0	3	0	2	1	0	0	1	3	0	3	0	0	0.00
HILL Sean	28	LD	1	1	0	0	0	0	6	0.00	1	3	2	0	0	0	0	0	0	0.00	0	0	0	0	7	1	1	1	1	2	1	1	0	1	2	0	2	0	0	0.00
MCSWEEN Donald	24	LD	1	1	0	0	0	0	0	0.00	0	0	0	0	0	0	0	0	0	0.00	0	0	0	0	4	1	0	3	0	1	0	0	0	1	1	1	0	0	0	0.00
NEATON Patrick	6	LD	1	1	1	0	0	1	5	20.00	3	1	0	0	0	0	0	0	0	0.00	0	0	0	0	3	0	0	0	0	2	1	0	0	0	1	0	1	0	0	0.00
RICHTER Barron	5	LD	1	1	0	0	0	0	2	0.00	1	0	1	0	0	0	0	0	2	2.00	1	0	0	0	1	0	0	0	1	0	0	0	0	1	2	1	1	0	0	0.00
WOLANIN Craig	2	LD	1	1	0	0	0	0	2	0.00	0	2	0	0	0	0	0	0	0	0.00	0	0	0	0	3	1	1	1	0	1	1	0	1	1	0	0	0	0	0	0.00
BOURQUE Phillippe	18	LW	1	1	0	0	0	0	2	0.00	1	1	0	0	0	0	0	0	2	2.00	1	0	0	0	1	0	0	0	1	0	0	0	0	0	1	0	1	0	0	0.00
CIAVAGLIA Peter	26	LW	1	1	0	0	0	0	2	0.00	0	2	0	0	0	0	0	0	0	0.00	0	0	0	0	3	1	1	1	0	1	1	0	1	1	0	0	0	0	0	0.00
COLE Danton	17	LW	1	1	0	0	0	0	2	0.00	0	2	0	0	0	0	0	0	0	0.00	0	0	0	0	1	0	0	0	0	1	0	0	0	0	0	0	0	0	0	0.00
LAZARO Jeffrey	8	LW	1	1	0	0	0	0	2	0.00	2	0	0	0	0	0	0	0	2	2.00	1	0	0	0	0	0	0	0	0	0	0	0	0	0	1	0	1	9	8	52.94
LILLEY John	19	LW	1	1	1	0	0	1	4	25.00	3	0	0	0	0	0	0	0	4	4.00	2	0	0	0	0	0	0	0	0	0	1	0	0	1	0	0	1	1	50.00
LINDSAY William	21	LW	1	1	2	0	0	2	6	33.33	4	0	0	1	0	1	0	0	0	0.00	0	0	0	0	1	0	0	0	0	1	0	0	0	1	0	1	-1	0	0	0.00
PODEIN Shjon	13	LW	1	1	0	0	0	0	0	0.00	0	0	0	0	0	0	0	0	0	0.00	0	0	0	0	2	0	1	1	0	1	0	0	0	1	2	0	2	0	0	0.00
SACCO Joseph	10	LW	1	1	0	0	0	0	2	0.00	1	0	1	0	0	0	0	0	0	0.00	0	0	0	0	1	0	0	0	0	0	1	0	0	0	3	0	3	0	0	0.00
SWEENEY Timothy	12	LW	1	1	0	1	0	1	1	0.00	0	1	0	0	0	0	0	0	0	0.00	0	0	0	0	0	0	0	0	0	0	0	0	0	0	2	0	2	2	0	100.00
WEIGHT Douglas	9	LW	1	1	0	3	0	3	2	0.00	1	1	0	0	0	0	0	0	0	0.00	0	0	0	0	-2	0	0	0	0	0	0	0	0	0	0	1	-1	0	0	0.00
YOUNG Scott	23	LW	1	1	1	0	0	1	9	11.11	4	3	1	0	0	0	0	0	2	2.00	1	0	0	0	0	0	0	0	0	0	0	0	0	2	1	1	0	8	17	32.00
																																					9	9	50.00
																																					0	0	0.00

Family & Surname	No	Po	GP	PI	MIP	MPI%	SOG	GA	SVS	SVS%	GAA	GKC	SHGA	SO	AVG	2	5	10	GMP	GAP
HEBERT Guy	1	GK	1	1	60.00	100.00	21	1	20	95.24	1.00	4.76	0	0	0.00	0	0	0	0	0
KUNTAR Leslie	30	GK	1	0	0.00	0.00	0	0	0	0.00	0.00	0.00	0	0	0.00	0	0	0	0	0
LITTMAN David	29	GK	1	0	0.00	0.00	0	0	0	0.00	0.00	0.00	0	0	0.00	0	0	0	0	0

C.O.N.I.

ICEHOCKEY WORLD CHAMPIONSHIP / POOL - A / BOLZANO/BOZEN - VAL DI FASSA - MILANO / ITALIA - 25.04. - 08.05.1994

Date: 26. 4.94 Start:20:00 End:22:08 Place:Val di Fassa Game Nr.: 8 Page 1 of 1

Team A: CZE

Family & Given Name	Nr	Pos	P	G	Time	S	A1	A2	GS	Positive Part A						Negative Part B					
SMEJA Petr	1	GK	N	1	5.29	13	24		EQ	2	13	24	29	23	27	29	16	5	11	32	8
TUREK Roman	2	*GK	Y	2	25.02	29	24	13	EQ	2	29	24	13	23	27	29	17	16	7	20	6
HOLAN Milos	4	*LD	Y	3	31.32	14	4	20	PP	2	14	4	20	26	5	29	5	16	11	8	
KADLEC Drahomir	5	*RD	Y	4	59.45	14	4	20	EQ	2	14	4	20	26	5	24	28	10	32	27	14
SCERBAN Bedrich	6	RD	Y	5	59.55	12	29		EQ	2	12	29	24	8	6	29	14	32	18	20	3
KUCERA Frantisek A	8	RD	Y																		
KASTAK Kamil	12	LW	Y																		
HRDLICKA Richard	13	LW	Y																		
KUCERA Jiri	14	*CE	Y																		
SOPITA Jiri	16	CE	Y																		
SESEK Tomas	17	RW	Y																		
JANECKY Otakar C	20	*RW	Y																		
[illegible]AK Roman	23	CE	Y																		
[illegible]INSKY Martin	24	LW	Y																		
DOLEZAL Jiri	26	*LW	Y																		
SRDICIAR Stanislav	27	RD	Y																		
SKRANEK Josef	29	CE	Y																		

Time	Nr	Min	Offence	Start	End
13.40	27	2	TRIP	13.40	15.40
18.49	13	2	HOLD	18.49	20.49
38.08	24	2	HOLD	38.08	40.08

Coach:ING.HLINKA Ivan Coach:NEVKSELY Stanislav Manager:CERNIK Frantisek

Team B: FRA

Family & Given Name	Nr	Pos	P	G	Time	S	A1	A2	GS	Positive Part B						Negative Part A					
YLONEN Petri	29	*GK	Y	1	12.18	32	28		EQ	29	32	28	24	27	9	2	26	14	20	4	5
VALLIERE Michel	31	GK	N	2	32.06	28			EQ	29	28	9	17	27	24	2	6	8	12	17	29
BUTON Christophe	3	LD	Y																		
WOODBURN Steven	5	*LD	Y																		
ORSOLINI Lionel	6	LD	Y																		
SABIN Stephane	7	RW	Y																		
BRIAND Arnaud	8	*RW	Y																		
DUMX Patrick	9	LW	Y																		
POUSSE Pierre A	10	CE	Y																		
SABIN Mickael	11	*LW	Y																		
LAPORTE Benoit	14	RW	Y																		
LEMOINE Jean-Philip	16	*LD	Y																		
MAIA Pierrick A	17	CE	Y																		
[illegible]ARQUE Eric	18	LW	Y																		
[illegible]BLANC Michel	20	LD	Y																		
GUENKELON Gerald	23	RD	Y																		
PEREZ Denis C	24	RD	Y																		
POUDRIER Serge	27	RD	Y																		
DUBE Roger	28	RW	Y																		
FAJONKOWSKI Franck	32	*CE	Y																		

Time	Nr	Min	Offence	Start	End
1.14	17	2	HOOK	1.14	3.14
7.40	16	2	CHARGE	7.40	9.40
18.49	5	2	ROUGH	18.49	20.49
29.39	27	2	HOLD	29.39	31.32
36.58	16	2	INTERF	36.58	38.58
38.08	9	2	ROUGH	38.08	40.08

Coach:LARSSON Kjell Coach:SOZZI Jean Claude Manager:FRANCHETERRE Patrick

Game Summary

P	GF:GA	SSG	SSP	SPG	SOG	S	PIM	TPP	PPG	SHG	FO+	DAC
1	1:1	16:5	5:1	7:2	17:6	29:9	4:6	4.00:2.00	0:0	0:0	8:12	24:14
2	2:1	20:4	2:2	6:3	22:5	30:10	2:6	3.53:0.00	1:0	0:0	16:9	1:9
3	3:0	10:4	5:2	1:6	12:4	18:12	0:0	0.00:0.00	0:0	0:0	17:8	16:27
PP	8:2	46:13	12:5	14:11	51:15	77:31	6:12	7.53:2.00	1:0	0:0	41:29	41:50

Goalkeepers Record

Time	GKA	GKB	ENG	A	MIP	B	MIP
0.00	2	29		2	60.00	29	60.00
59.45	2		CZE	1	0.00	31	0.00

Referee	Linesman	Linesman	Goaljudge	Goaljudge	Game-TKP	Pen-TKP	Off.Scorer	Spect.
Lichtnecker	Gasser	Karabanov	Demattio	Spinella	Degregori	Degiampietro	Vescovi	1000

Gestetner

Gestetner

FRA **GK 29**

13

GK 31

Date: 94. 4.26 **Game No: 8** **Period: 1**

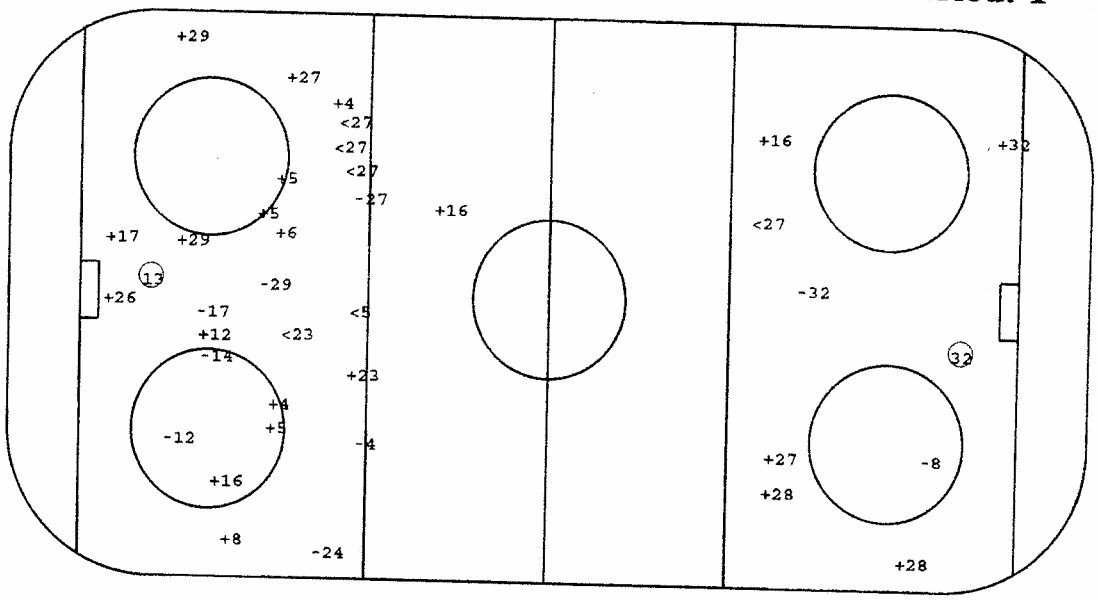

CZE **GK 2**

32

GK 1

○Goal +SSG <SSP -SPG

Face - Offs

DZ	MZ	AZ
- 7	-32	32
18	17	10
-10	32	32
-32	-17	10
-11	17	
17	17	
-10	-10	
32		
14		

Defense Activity

Team	BCH	SCH	BBL	SBL	BAC	PRE	PCL	-LOP	-PAP
FRA	3	17	5	20	10	17	27	14	11
	5	20	17	24		6	20	24	6
			27	27		10	20	27	5
			8	20					14
			7						
			16						
CZE	16	26	26	14	24	26 4		5	
	26	4	4			26 17			
		23	6			16			
		27	6			5			
		24				12			
		27				16			
		20				20			
						6			

Face - Offs

AZ	MZ	DZ
16	14	-14
-29	-14	-16
16	-29	-14
29	16	-29
14	-16	
-16	-16	
29	14	
-14		
-14		

GK GoalKeeper
SSG Shot Saved by GK
SSP Shot Saved by def.Player

SPG Shot Past Goal
DZ Defence Zone
MZ Middle Zone

AZ Attack Zone
BCH BodyCHeck
SCH Stick Contact Check

BBL BodyBLock
SBL ShotBLock
BAC BAck Checking

PRE Puck REcovery
PCL Puck CLearing
LOP Loss Of Puck

PAP Play Away from Puck

Date: 94. 4.26 **Game No: 8** **Period: 2**

CZE **GK 2**

28

GK 1

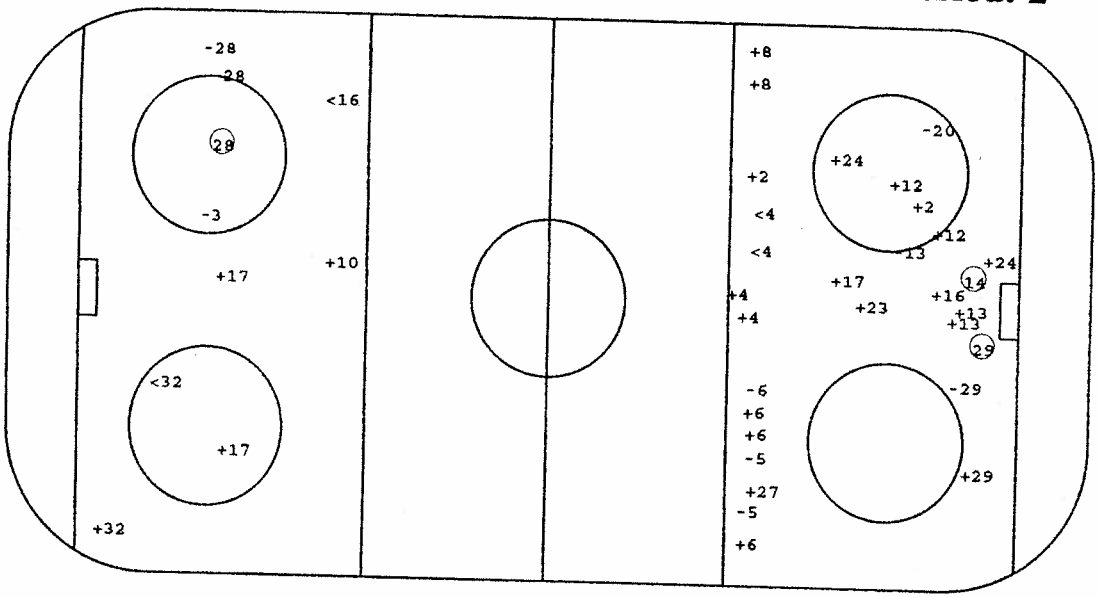

FRA **GK 29**

29

14

GK 31

O Goal +SSG <SSP -SPG

Face - Offs

DZ	MZ	AZ
29	14	16
14	14	-16
16	-26	29
29	-29	16
	-14	29
	29	-29
		16
		16
		-14
		14
		-16
		14
		-16
		29
		-14

Defense Activity

Team	BCH	SCH	BBL	SBL	BAC	PRE	PCL	-LOP	-PAP
CZE	6		4	4				5	8
	4			8				27	
				23				20	
				27				27	
								5	
FRA		24	24	6	3	16	20	14	3 17
		9	8	27	3	16	24	9	16
		14	16	16		14	18	3	10
		16	20	32				16	16
			16						3
			24						18
									17
									24

Face - Offs

AZ	MZ	DZ
-17	-11	-32
-10	-17	10
-17	17	-32
-10	10	- 7
	32	-32
	-17	18
		-17
		-17
		32
		-32
		17
		-32
		17
		-17
		10

GK GoalKeeper
SSG Shot Saved by GK
SSP Shot Saved by def.Player

SPG Shot Past Goal
DZ Defence Zone
MZ Middle Zone

AZ Attack Zone
BCH BodyCHeck
SCH Stick Contact Check

BBL BodyBLock
SBL ShotBLock
BAC BAck Checking

PRE Puck REcovery
PCL Puck CLearing
LOP Loss Of Puck

PAP Play Away from Puck

Gestetner

Gestetner

FRA **GK 29**

12

GK 31

Empty Net

14

Date: 94. 4.26 **Game No: 8** **Period: 3**

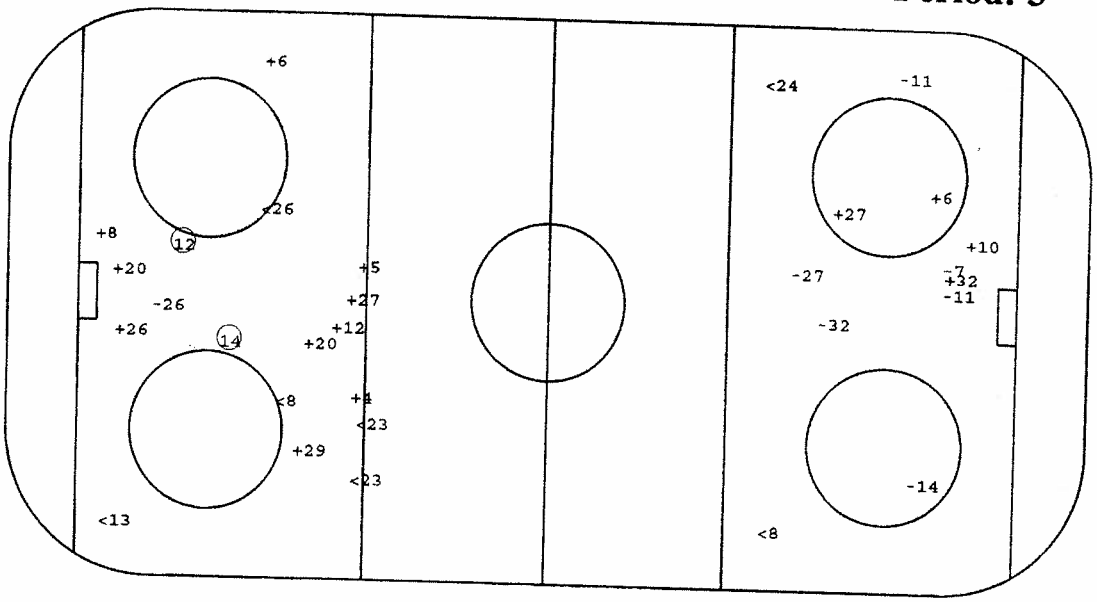

O Goal +SSG <SSP -SPG

CZE **GK 2**

GK 1

Face - Offs

DZ	MZ	AZ
-10	-32	-32
32	17	-32
10	-32	-17
-10	-10	-17
-32	17	- 6
-17	32	
-10	-32	
-10	32	
17	-32	
-17		
10		

Defense Activity

Team	BCH	SCH	BBL	SBL	BAC	PRE	PCL	-LOP	-PAP
FRA	24	20 20 24 28 20	24 27 10 16 6 3	8 10 20 20	3 9 27 16	3 24 9 16 28 9 8 20	18 10 20	7 24	24 20
CZE	8 4 8	29 23	27 4 4 5 16 8 13 8 8 6	8	2	24 14 12 29	8 12	8 14 13	5 27 5 27

Face - Offs

AZ	MZ	DZ
29	14	14
-14	-29	29
-16	29	14
16	16	20
29	-14	14
14	-14	
16	16	
16	-29	
-29	29	
29		
-14		

GK GoalKeeper
SSG Shot Saved by GK
SSP Shot Saved by def.Player

SPG Shot Past Goal
DZ Defence Zone
MZ Middle Zone

AZ Attack Zone
BCH BodyCHeck
SCH Stick Contact Check

BBL BodyBLock
SBL ShotBLock
BAC BAck Checking

PRE Puck REcovery
PCL Puck CLearing
LOP Loss Of Puck

PAP Play Away from Puck

Gestetner

Players by Team CZE

Including Game No.:5

Family & Surname	No	Po	GP	PI	G	A1	A2	PTS	S	SG%	SSG	SSP	SPG	PPG	SHG	GWG	GTG	GAP	PIM	AVG	2	5	10	GMP	DAC	BCH	SCH	BBL	BAC	SBL	PRE	PCL	LOP	PAP	POP	NEP	+/-	FO+	FO-	FO%
BRIZA Petr	1	GK	2	1	0	0	0	0	0	0.00	0	0	0	0	0	0	0	0	0	0.00	0	0	0	0	0	0	0	0	0	0	0	0	0	0	4	4	0	0	0	0.00
TUREK Roman	2	GK	2	1	0	0	0	0	2	0.00	2	0	0	0	0	0	0	0	0	0.00	0	0	0	0	1	0	0	0	1	0	0	0	0	0	5	2	3	0	0	0.00
HOLAN Milos	4	LD	2	2	0	1	0	1	14	0.00	8	5	1	0	0	0	0	0	0	0.00	0	0	0	0	21	2	2	13	0	1	1	2	0	0	2	3	-1	0	0	0.00
KADLEC Drahomir	5	RD	2	2	0	0	0	0	8	0.00	5	1	2	0	0	0	0	0	0	0.00	0	0	0	0	3	0	1	1	0	4	1	2	4	2	2	3	-1	0	0	0.00
SCERBAN Bedrich	6	RD	2	2	0	0	0	0	6	0.00	5	0	1	0	0	0	0	0	0	0.00	0	0	0	0	16	1	2	8	0	1	1	4	0	1	3	3	0	0	0	0.00
HAMRLIK Roman	7	LD	2	1	0	0	0	0	3	0.00	2	1	0	0	0	0	0	0	0	0.00	0	0	0	0	8	1	1	3	0	1	0	3	1	0	2	0	2	0	0	0.00
KUCERA Frantisek	8	RD	2	2	0	0	0	0	8	0.00	7	1	0	0	0	0	0	0	2	1.00	1	0	0	0	13	4	2	5	0	2	0	4	1	3	3	3	0	0	0	0.00
MECIAR Stanislav	27	RD	2	2	0	0	0	0	7	0.00	3	3	1	0	0	0	0	0	2	1.00	1	0	0	0	11	0	3	5	0	3	1	3	2	2	4	0	4	,0	0	0.00
KASTAK Kamil	12	LW	2	2	1	0	1	2	7	14.29	5	0	1	0	0	0	0	0	0	0.00	0	0	0	0	4	0	0	1	0	0	2	3	1	1	3	3	0	0	0	0.00
ZEMLICKA Richard	13	LW	2	2	2	0	1	3	8	25.00	4	1	1	0	0	0	0	0	2	1.00	1	0	0	0	1	0	0	1	0	0	0	1	1	0	4	2	2	0	0	0.00
KUCERA Jiri	14	CE	2	2	2	0	0	2	6	33.33	2	0	2	1	0	1	0	0	0	0.00	0	0	0	0	3	0	0	1	0	1	1	1	1	0	2	2	0	22	26	45.83
DOPITA Jiri	16	CE	2	2	1	0	0	1	7	14.29	5	0	1	1	0	0	0	0	0	0.00	0	0	0	0	12	2	1	3	0	1	3	2	0	0	2	3	-1	22	23	48.89
SRSEN Tomas	17	RW	2	2	1	1	0	2	7	14.29	3	1	2	0	0	0	0	0	0	0.00	0	0	0	0	2	0	0	1	0	0	1	1	1	0	2	2	0	0	0	0.00
JANECKY Otakar	20	RW	2	2	0	0	1	1	8	0.00	5	1	2	0	0	0	0	0	0	0.00	0	0	0	0	0	0	1	0	0	0	2	1	2	2	2	2	0	1	0	100.00
HORAK Roman	23	CE	2	2	0	0	0	0	5	0.00	2	3	0	0	0	0	0	0	0	0.00	0	0	0	0	3	0	2	0	0	1	0	0	0	0	2	0	2	0	0	0.00
RUCINSKY Martin	24	LW	2	2	1	3	0	4	8	12.50	6	0	1	0	0	0	0	0	2	1.00	1	0	0	0	9	2	1	1	1	2	1	1	0	0	5	1	4	0	0	0.00
DOLEZAL Jiri	26	LW	2	2	0	0	0	0	6	0.00	3	2	1	0	0	0	0	0	0	0.00	0	0	0	0	10	1	1	3	0	0	3	2	0	0	2	2	0	0	1	0.00
BERANEK Josef	29	CE	2	2	1	0	0	1	14	7.14	7	2	4	0	0	0	0	0	0	0.00	0	0	0	0	6	0	1	2	0	0	2	1	0	0	5	1	4	25	17	59.52

Family & Surname	No	Po	GP	PI	MIP	MPI%	SOG	GA	SVS	SVS%	GAA	GKC	SHGA	SO	AVG	2	5	10	GMP	GAP
BRIZA Petr	1	GK	2	1	60.00	50.00	28	4	24	85.71	4.00	57.16	0	0	0.00	0	0	0	0	0
TUREK Roman	2	GK	2	1	60.00	50.00	15	2	13	86.67	2.00	26.66	0	0	0.00	0	0	0	0	0

Gestetner

Players by Team FRA

Including Game No.:5

Family & Surname	No	Po	GP	PI	G	A1	A2	PTS	S	SG%	SSG	SSP	SPG	PPG	SHG	GWG	GTG	GAP	PIM	AVG	2	5	10	GMP	DAC	BCH	SCH	BBL	BAC	SBL	PRE	PCL	LOP	PAP	POP	NEP	+/-	FO+	FO-	FO%
DUNN Patrick	9	LW	2	2	1	0	0	1	1	100.00	0	0	0	0	0	0	0	0	2	1.00	1	0	0	0	2	0	1	1	1	0	2	1	2	2	2	2	0	0	0	0.00
POUSSE Pierre	10	CE	2	2	0	0	0	0	2	0.00	2	0	0	0	0	0	0	0	0	0.00	0	0	0	0	6	0	1	1	1	1	1	2	0	1	0	3	-3	17	13	56.67
MOYON Christopher	3	LD	2	2	0	0	0	0	2	0.00	0	1	1	0	0	0	0	0	2	1.00	1	0	0	0	12	4	2	5	3	0	3	0	2	3	0	3	-3	0	0	0.00
GUENNELON Gerald	23	RD	2	1	0	0	0	0	0	0.00	0	0	0	0	0	0	0	0	0	0.00	0	0	0	0	1	1	0	0	0	1	0	0	1	0	0	0	0	0	0	0.00
LEMARQUE Eric	18	LW	2	2	0	0	0	0	0	0.00	0	0	0	0	0	0	0	0	0	0.00	0	0	0	0	6	1	4	0	1	0	0	2	1	1	0	2	-2	2	0	100.00
VILLE Christophe	21	CE	2	1	0	0	0	0	1	0.00	0	0	1	0	0	0	0	1	6	6.00	3	0	0	0	1	1	1	0	0	0	0	0	1	0	0	0	0	10	7	58.82
LEMOINE Jean-Phili	16	LD	2	2	0	0	0	0	3	0.00	2	1	0	0	0	0	0	0	4	2.00	2	0	0	0	18	2	2	9	1	3	4	0	1	2	0	5	-5	0	0	0.00
BABIN Mickael	11	LW	2	2	0	0	0	0	3	0.00	1	0	2	0	0	0	0	0	2	1.00	1	0	0	0	3	0	0	3	0	1	0	1	1	1	1	3	-2	1	5	16.67
LHENRY Fabrice	30	GK	2	0	0	0	0	0	0	0.00	0	0	0	0	0	0	0	0	0	0.00	0	0	0	0	0	0	0	0	0	0	0	0	0	0	0	0	0	0	0	0.00
PEREZ Denis	24	RD	2	2	0	1	0	1	5	0.00	1	3	1	0	0	0	0	0	0	0.00	0	0	0	0	10	3	3	7	0	2	2	1	3	5	3	2	1	0	0	0.00
BRIAND Arnaud	8	RW	2	2	0	0	0	0	3	0.00	1	1	1	0	0	0	0	0	0	0.00	0	0	0	0	10	1	4	4	0	2	2	0	2	1	0	3	-3	0	0	0.00
LEBLANC Michel	20	LD	2	2	0	0	0	0	2	0.00	1	0	1	0	0	0	0	0	0	0.00	0	0	0	0	16	0	4	3	0	7	1	4	2	1	1	4	-3	0	0	0.00
MAIA Pierrick	17	CE	2	2	0	0	0	0	3	0.00	3	0	0	0	0	0	0	0	2	1.00	1	0	0	0	1	0	1	1	0	0	1	0	0	2	2	3	-1	13	18	41.94
VALLIERE Michel	31	GK	2	0	0	0	0	0	0	0.00	0	0	0	0	0	0	0	0	0	0.00	0	0	0	0	0	0	0	0	0	0	0	0	0	0	0	0	0	0	0	0.00
PAJONKOWSKI Franck	32	CE	2	2	1	0	0	1	11	9.09	5	2	3	0	0	0	0	0	0	0.00	0	0	0	0	0	0	0	0	0	0	0	0	0	0	0	0	0	0	0	0.00
WOODBURN Steven	5	LD	2	2	0	0	0	0	2	0.00	2	0	0	0	0	0	0	0	4	2.00	2	0	0	0	3	1	2	4	0	0	1	0	1	4	0	4	-4	0	0	0.00
LAPORTE Benoit	14	RW	2	2	1	0	0	1	5	20.00	0	3	1	0	0	0	0	0	0	0.00	0	0	0	0	-3	0	1	0	0	0	2	0	3	3	1	4	-3	1	0	100.00
POUDRIER Serge	27	RD	2	2	0	0	0	0	10	0.00	5	3	2	0	0	0	0	1	2	1.00	1	0	0	0	10	0	5	3	2	2	0	1	2	1	2	2	0	0	0	0.00
DUBE Roger	28	RW	2	2	0	1	0	1	10	0.00	6	2	2	0	0	0	0	0	0	0.00	0	0	0	0	4	0	2	1	0	0	2	0	0	1	2	3	-1	0	0	0.00
ORSOLINI Lionel	6	LD	2	2	0	0	0	0	4	0.00	4	0	0	0	0	0	0	0	0	0.00	0	0	0	0	1	0	0	2	0	1	1	0	2	1	0	1	-1	0	1	0.00
YLONEN Petri	29	GK	2	2	0	0	0	0	0	0.00	0	0	0	0	0	0	0	0	0	0.00	0	0	0	0	0	0	0	0	0	0	0	0	0	0	0	3	9	-6	0	0	0.00
BARIN Stephane	7	RW	2	2	0	0	0	0	1	0.00	0	0	1	0	0	0	0	0	0	0.00	0	0	0	0	0	0	0	2	0	0	0	0	1	1	0	1	-1	1	3	25.00

Family & Surname	No	Po	GP	PI	MIP	MPI%	SOG	GA	SVS	SVS%	GAA	GKC	SHGA	SO	AVG	2	5	10	GMP	GAP
LHENRY Fabrice	30	GK	2	0	0.00	0.00	0	0	0	0.00	0.00	0.00	0	0	0.00	0	0	0	0	0
VALLIERE Michel	31	GK	2	0	0.00	0.00	0	0	0	0.00	0.00	0.00	0	0	0.00	0	0	0	0	0
YLONEN Petri	29	GK	2	2	120.00	100.00	81	9	72	88.89	4.50	49.99	2	0	0.00	0	0	0	0	0

Date: 27. 4.94 Start:16:00 End:18:22 Place:Val di Fassa Game Nr.: 10 Page 1 of 1

Team A: USA

Family & Given Name	Nr	Pos	P	G	Time	S	A1	A2	GS	Positive Part A						Negative Part B						Time	Nr	Min	Offence	Start	End
HERBERT Guy	1	*GK	Y	1	22.20	6	13		EQ	1	6	13	17	28		30	7	26	23	37		4.06	10	2	SLASH	4.06	6.06
KONTAR Les	30	GK	N	2	24.19	2	24	15	PP	1	2	24	15	17	12	30	2	7	29	41		7.49	19	2	SLASH	7.49	9.49
WOLANIN Craig C	2	LD	Y	3	28.40	3	9	4	PP	1	3	9	4	21	23	30	11	20	12	15		16.40	13	2	CROSS	16.40	18.40
MEHRS Bob	3	*RD	Y	4	28.56	17	12	28	EQ	1	17	12	28	13	6	30	7	26	29	41	21	18.20	9	2	INTERF	18.20	18.50
CHAMBERS Shawn	4	*LD	Y	5	41.07	13	18		EQ	1	13	18	17	24	2	30	12	15	21	41	33	20.44	9	2	SLASH	20.44	22.44
RICHTER Barry	5	LD	Y	6	46.44	12	15		EQ	1	12	15	10	4	3	30	2	7	29	16	22	34.21	6	2	INTERF	34.21	36.21
BEATON Pat	6	LD	Y	7	47.01	13	17		EQ	1	13	17	18	2	24	30	12	15	11	18	20	34.48	13	2	HI-ST	34.48	36.48
LAZARO Jeff	8	LW	Y																			43.08	26	2	SLASH	43.08	45.08
WEIGHT Doug A	9	*CE	Y																			58.36	6	2	ROUGH	58.36	60.00
IACCO Joe	10	RW	Y																								
SWEENEY Tim	12	LW	Y																								
PODEIN Shjon	13	LW	Y																								
JANNEY Craig	15	CE	Y																								
COLE Danton	17	CE	Y																								
OURQUE Phil	18	RW	Y																								
LLEY John	19	RW	Y																								
LINDSAY Bill	21	*LW	Y																								
YOUNG Scott A	23	*RW	Y																								
MCSWEEN Don	24	RD	Y																								
CIAVAGLIA Peter	26	CE	Y																								
HILL Sean	28	RD	Y																								

Coach:WILSON Ron Coach:ARMY Tim Manager:NANNE Lou

Team B: NOR

Family & Given Name	Nr	Pos	P	G	Time	S	A1	A2	GS	Positive Part B						Negative Part A						Time	Nr	Min	Offence	Start	End
SCHISTAD Robert	1	GK	N	1	0.55	21			EQ	30	21	15	29	12	41	1	12	10	15	2	24	4.06	21	2	HOOK	4.06	6.06
MARTINSEN Jim	30	*GK	Y	2	18.50	37			PP	30	37	4	2	41	7	1	12	13	3	4		10.43	33	2	HOLD	10.43	12.43
AALSTEN Petter C	2	*RD	Y																			16.40	7	2	ROUGH	16.40	18.40
ANDERSEN BOE Carl O	4	*RD	Y																			20.57	15	2	INTERF	20.57	22.57
JACOBSEN Tommy	7	RD	Y																			23.33	18	2	SLASH	23.33	24.19
KRYVOLD Anders	8	LD	Y																			27.22	24	2	HOLD	27.22	28.40
HARLIE Vegar	11	*RW	Y																			34.48	18	2	INTERF	34.48	36.48
HAGERLI Jan Roar	12	RD	Y																								
HORSTEBO Svein Enok	15	LD	Y																								
HOLD Per Christian	16	LW	Y																								
HOLSTROM Ole Eskil	18	*CE	Y																								
KRISTIANSEN Erik	20	*RW	Y																								
MAGNUSSEN Trond Veg	21	LW	Y																								
THORESEN Petter A	22	RW	Y																								
TIRSTAD Morten	23	CE	Y																								
ILSEN Sjur Robert	24	RW	Y																								
ALSTEN Jorgen	26	LD	Y																								
JOHANSEN Tom	29	RW	Y																								
OLSEN Oystein	33	LW	Y																								
RUDI Marius	37	LW	Y																								
KNUTSEN Espen	41	CE	Y																								

Coach:BENGT Ohlson Coach:TORE Jobs Manager:HAUKELAND Jon

Game Summary

P	GW:GA	SSG	SSP	SPG	SOG	S	PIM	TPP	PPG	SHG	FO+	DAC
1	0:2	8:8	1:2	0:2	8:10	9:14	8:6	2.00:2.30	0:1	0:0	13:6	13:39
2	4:0	15:6	1:2	3:3	19:6	23:11	6:8	2.17:2.13	2:0	0:0	19:15	20:29
3	3:0	5:9	2:1	0:2	8:9	10:12	4:0	0.00:3.24	0:0	0:0	14:7	29:15
SU	7:2	28:23	4:5	3:7	35:25	42:37	18:14	4.17:8.07	2:1	0:0	46:28	62:83

Goalkeepers Record

Time	GKA	GKB	ENG	A	MIP	B	MIP
0.00	1	30		1	60.00	30	49.28
49.28		1		30	0.00	1	10.32

Referee	Linesman	Linesman	Goaljudge	Goaljudge	Game-TKP	Pen-TKP	Off.Scorer	Spect.
Manico,R./IT	Nosov,V./RUS	Murray,S./GBR	Scanacapra/IT	Spinella/ITA	Davarda/ITA	Pasqualini/IT	Vescovi/ITA	0

Gestetner

NOR **GK 30**

GK 1

Date: 94. 4.27 **Game No: 10** **Period: 1**

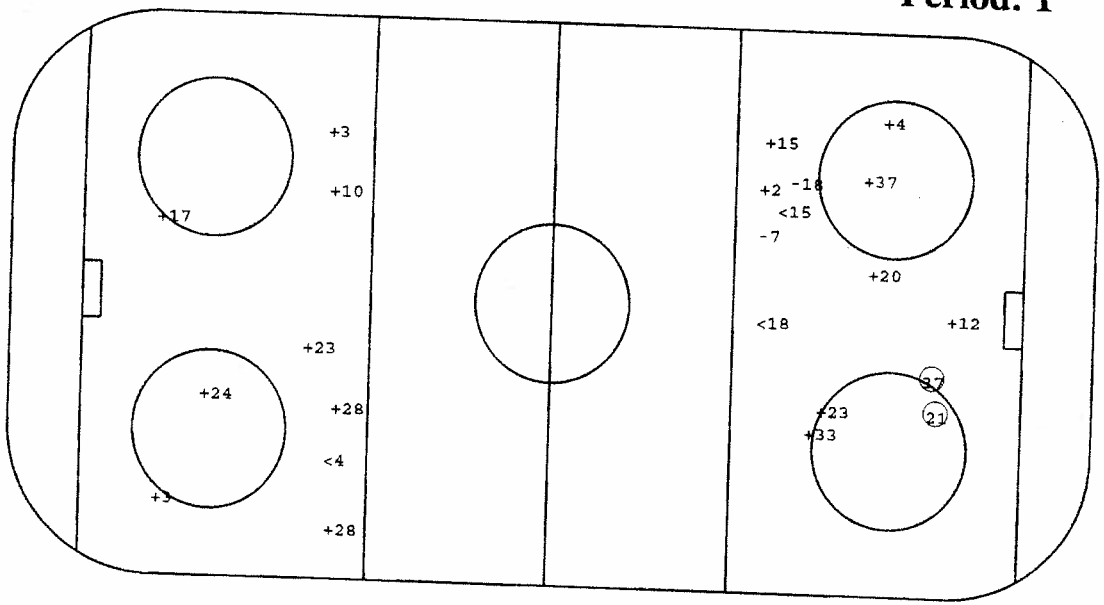

USA **GK 1**

21 37

GK 30

O Goal +SSG <SSP -SPG

Face - Offs

DZ	MZ	AZ
23	20	20
-23	-41	-23
-41	41	-23
-37	-23	-41
-23	-20	-23
20	-30	-41
	23	

Defense Activity

Team	BCH	SCH	BBL	SBL	BAC	PRE	PCL	-LOP	-PAP
NOR	4	26 7	26 12	41	2	2	21	18	21
	12	15 12	7 4	18		23	7		22
		33	12 4			37	15		29
		2	2 41			24	7		
		7	7 12			33	12		
		7	24 24			18	11		
		11	4			33	7		
		2	2						
USA	13	2	8			3	17	2	4
	4	8	17			5	26	28	3
	2	5	9				28	2	28
		2	4						4
			2						
			24						
			12						
			6						

Face - Offs

AZ	MZ	DZ
-26	- 9	- 9
9	15	17
15	-15	23
12	15	9
17	26	15
-17	9	12
	-15	

GK GoalKeeper
SSG Shot Saved by GK
SSP Shot Saved by def.Player

SPG Shot Past Goal
DZ Defence Zone
MZ Middle Zone

AZ Attack Zone
BCH BodyCHeck
SCH Stick Contact Check

BBL BodyBLock
SBL ShotBLock
BAC BAck Checking

PRE Puck REcovery
PCL Puck CLearing
LOP Loss Of Puck

PAP Play Away from Puck

Gestetner

Gestetner

Date: 94. 4.27 **Game No: 10** **Period: 2**

USA GK 1

GK 30

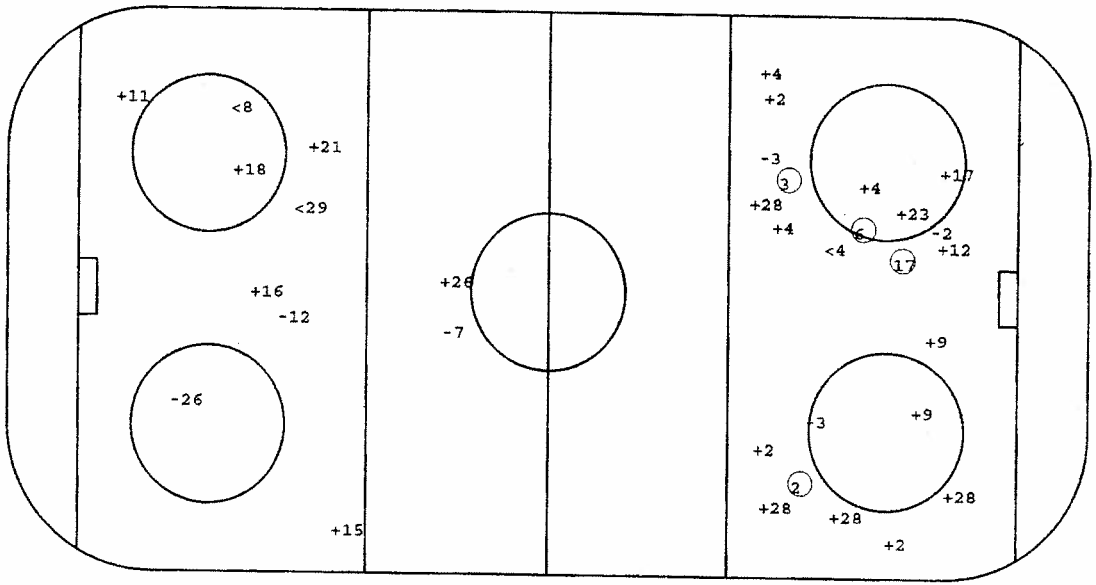

NOR GK 30

6
17 3 2

GK 1

O Goal +SSG <SSP -SPG

Face - Offs

DZ	MZ	AZ
26	9	- 9
15	- 9	-15
9	26	26
17	17	19
17	-23	-17
	-15	-17
	9	15
	-17	- 9
	17	-26
	17	9
	17	9
	-15	-15
	26	-15
		-17
		21
		-19

Defense Activity

Team	BCH	SCH	BBL	SBL	BAC	PRE	PCL	-LOP	-PAP
USA	28	12	6	3		4		2	
	5	3	5	17		3		2	
		17	4	28		23		18	
		3	26			12			
		28	5						
		6	3						
			2						
			3						
NOR	12	2	4 4	4			15 24	21	7
	24	11	15 41	11			11 2	18	2
	7	2	2 15				18	33	4
	18	4	7 4				12	7	7
		20	4 7				2	16	26
		12	4 2				15		12
		2	24 2				21		
		33	2 29				15		

Face - Offs

AZ	MZ	DZ
-23	-20	20
-20	20	41
-41	-41	-20
-22	-23	-20
-20	33	20
	41	18
	-23	-33
	41	20
	-41	33
	-23	-33
	-23	-33
	41	41
	-33	22
		20
		-33
		37

GK GoalKeeper
SSG Shot Saved by GK
SSP Shot Saved by def.Player
SPG Shot Past Goal
DZ Defence Zone
MZ Middle Zone
AZ Attack Zone
BCH BodyCHeck
SCH Stick Contact Check
BBL BodyBLock
SBL ShotBLock
BAC BAck Checking
PRE Puck REcovery
PCL Puck CLearing
LOP Loss Of Puck
PAP Play Away from Puck

Date: 94. 4.27 **Game No: 10** **Period: 3**

NOR GK 30

13

12 13

GK 1

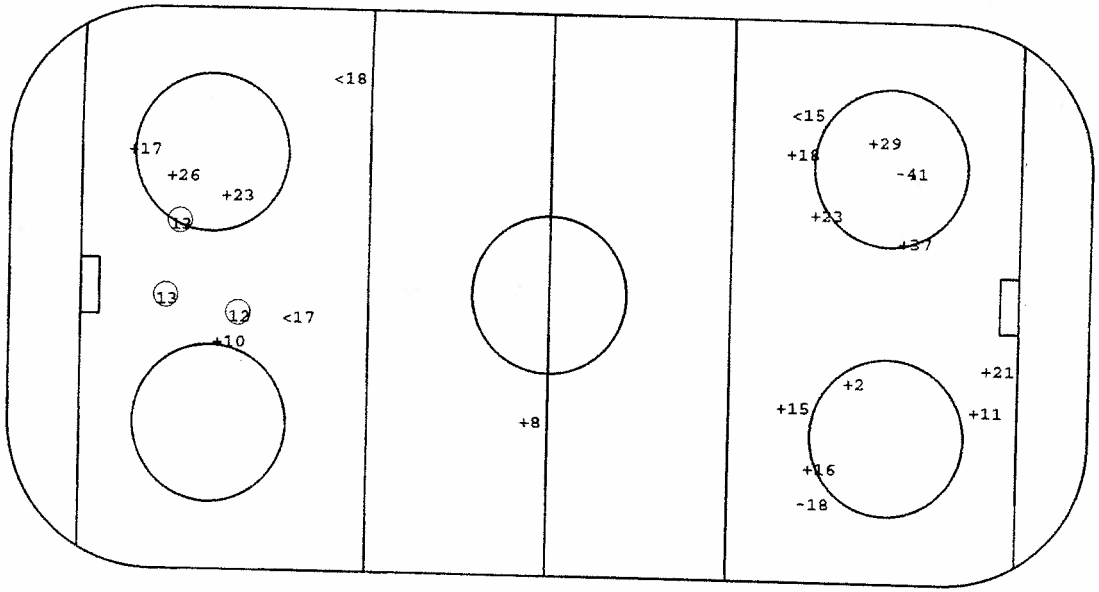

USA GK 1

GK 30

O Goal +SSG <SSP -SPG

Face - Offs

DZ	MZ	AZ
22	20	-41
23	-41	20
-23	-23	-23
	22	-22
	-20	-22
	-41	-23
	-20	-22
	41	20
	-20	
	-22	

Defense Activity

Team	BCH	SCH	BBL	SBL	BAC	PRB	PCL	-LOP	-PAP
NOR	12	20	4	7		2	7	7	15
	22	12	26	12		2	15	26	33
		2	15			7	2	26	23
		18	33			2	18	2	4
			24				26		20
			4				1		11
			7				37		12
USA	18	15	4 4	5		24	13	28	
		6	24 9	3		28	2		
		28	2 6			18			
		12	24 17			6			
		24	2 5			4			
			18 4			24			
			28						
			28						

Face - Offs

AZ	MZ	DZ
-26	- 9	17
-17	17	-13
17	17	9
	-15	15
	17	9
	17	17
	15	26
	-15	-13
	9	
	26	

GK GoalKeeper
SSG Shot Saved by GK
SSP Shot Saved by def.Player

SPG Shot Past Goal
DZ Defence Zone
MZ Middle Zone

AZ Attack Zone
BCH BodyCHeck
SCH Stick Contact Check

BBL BodyBLock
SBL ShotBLock
BAC BAck Checking

PRB Puck REcovery
PCL Puck CLearing
LOP Loss Of Puck

PAP Play Away from Puck

Gestetner

Gestetner

Players by Team USA

Including Game No.:10

Family & Surname	No	Po	GP	PI	G	A1	A2	PTS	S	SG%	SSG	SSP	SPG	PPG	SHG	GWG	GTG	GAP	PIM	AVG	2	5	10	GMP	DAC	BCH	SCH	SBL	BAC	SBL	PRE	PCL	LOP	PAP	POP	NEP	+/-	FO+	FO-	FO%
HEBERT Guy	1	GK	2	2	0	0	0	0	0	0.00	0	0	0	0	0	0	0	0	0	0.00	0	0	0	0	0	0	0	0	0	0	0	0	0	0	12	3	9	0	0	0.00
KUNTAR Les	30	GK	2	0	0	0	0	0	0	0.00	0	0	0	0	0	0	0	0	0	0.00	0	0	0	0	0	0	0	0	0	0	0	0	0	0	0	0	0	0	0	0.00
LITTMAN David	29	GK	2	0	0	0	0	0	0	0.00	0	0	0	0	0	0	0	0	0	0.00	0	0	0	0	0	0	0	0	0	0	0	0	0	0	0	0	0	0	0	0.00
BEERS Bob	3	RD	2	2	1	0	0	1	10	10.00	5	2	2	1	0	1	0	0	0	0.00	0	0	0	0	0	0	0	0	0	0	0	0	0	0	0	0	0	0	0	0.00
CHAMBERS Shawn	4	LD	2	2	0	0	1	1	9	0.00	4	4	1	0	0	0	0	0	0	0.00	0	0	0	0	12	0	2	5	0	4	3	0	0	2	5	1	4	0	0	0.00
HILL Sean	28	RD	2	2	0	0	1	1	12	0.00	7	3	2	0	0	0	0	0	0	0.00	0	0	0	0	13	2	1	6	1	2	3	1	0	3	4	1	3	0	0	0.00
MCSWEEN Don	24	RD	2	2	0	1	0	1	1	0.00	1	0	0	0	0	0	0	0	0	0.00	0	0	0	0	9	2	2	5	0	2	1	1	2	2	3	1	2	0	0	0.00
NEATON Pat	6	LD	2	2	2	0	0	2	6	33.33	3	1	0	0	0	0	0	0	0	0.00	0	0	0	0	9	0	1	3	0	2	3	0	0	0	4	1	3	0	0	0.00
RICHTER Barry	5	LD	2	2	0	0	0	0	2	0.00	1	0	1	0	0	0	0	0	4	2.00	2	0	0	0	9	0	3	6	0	2	1	0	0	0	4	1	3	0	0	0.00
WOLANIN Craig	2	LD	2	2	1	0	0	1	7	14.29	3	2	1	1	0	0	0	0	2	1.00	1	0	0	0	8	1	1	3	1	1	1	0	0	0	1	4	1	3	0	0	0.00
BOURQUE Phil	18	RW	2	2	0	1	0	1	3	0.00	1	2	0	0	0	0	0	0	0	0.00	0	0	0	0	7	2	3	5	0	1	1	1	5	1	3	1	2	0	0	0.00
CIAVAGLIA Peter	26	CE	2	2	0	0	0	0	3	0.00	1	2	0	0	0	0	0	0	2	1.00	1	0	0	0	3	1	0	1	0	1	1	0	1	0	2	0	2	0	0	0.00
COLE Danton	17	CE	2	2	1	1	0	2	7	14.29	5	1	0	0	0	0	0	0	2	1.00	1	0	0	0	2	0	0	1	0	0	1	0	1	0	1	0	1	16	11	59.26
LAZARO Jeff	8	LW	2	2	0	0	0	0	3	0.00	2	1	0	0	0	0	0	0	2	1.00	1	0	0	0	5	0	1	2	0	1	0	0	0	0	1	0	1	16	7	69.57
LILLEY John	19	RW	2	2	1	0	0	1	4	25.00	3	0	0	0	0	0	0	0	4	2.00	2	0	0	0	2	0	1	1	0	0	1	0	0	0	1	0	1	-1	0	0	0.00
LINDSAY Bill	21	LW	2	2	2	0	0	2	6	33.33	4	0	0	1	0	1	0	0	0	0.00	0	0	0	0	2	0	1	1	0	1	0	0	0	1	2	0	2	1	1	50.00
PODEIN Shjon	13	LW	2	2	2	1	0	3	2	100.00	0	0	0	0	0	0	0	0	0	0.00	0	0	0	0	1	0	0	0	0	0	0	0	0	0	4	0	4	1	0	100.00
SACCO Joe	10	RW	2	2	0	0	0	0	4	0.00	3	0	1	0	0	0	0	0	2	1.00	1	0	0	0	2	1	0	0	0	0	0	1	0	0	0	0	0	0	0	0.00
SWEENEY Tim	12	LW	2	2	1	2	0	3	3	33.33	1	1	0	0	0	0	0	0	0	0.00	0	0	0	0	2	0	2	1	0	1	0	0	0	0	6	1	5	2	2	50.00
WEIGHT Doug	9	CE	2	2	0	4	0	4	4	0.00	3	1	0	0	0	0	0	0	2	1.00	1	0	0	0	2	0	0	0	0	0	0	0	0	0	1	2	-1	0	0	0.00
YOUNG Scott	23	RW	2	2	1	0	0	1	12	8.33	7	3	1	0	0	0	0	1	6	3.00	3	0	0	0	2	0	0	2	0	0	1	0	0	0	4	3	1	10	17	37.04
JANNEY Craig	15	CE	2	1	0	1	1	2	0	0.00	0	0	0	0	0	0	0	0	2	1.00	1	0	0	0	4	0	0	3	0	0	1	0	0	0	4	0	4	20	15	57.14
																				0.00	0	0	0	0	1	0	1	0	0	0	0	0	0	0	2	1	1	8	9	47.06

Family & Surname	No	Po	GP	PI	MIP	MPI%	SOG	GA	SVS	SVS%	GAA	GKC	SHGA	SO	AVG	2	5	10	GMP	GAP
HEBERT Guy	1	GK	2	2	120.00	100.00	46	3	43	93.48	1.50	9.78	1	0	0.00	0	0	0	0	0
KUNTAR Les	30	GK	2	0	0.00	0.00	0	0	0	0.00	0.00	0.00	0	0	0.00	0	0	0	0	0
LITTMAN David	29	GK	2	0	0.00	0.00	0	0	0	0.00	0.00	0.00	0	0	0.00	0	0	0	0	0

Gestetner

Players by Team NOR

Including Game No.:10

Family & Surname	No	Po	GP	PI	G	A1	A2	PTS	S	SG%	SSG	SSP	SPG	PPG	SHG	GWG	GTG	GAP	PIM
SCHISTAD Robert	1	GK	2	1	0	0	0	0	0	0.00	0	0	0	0	0	0	0	0	0
SALSTEN Petter	2	RD	2	2	0	0	0	0	5	0.00	4	0	1	0	0	0	0	0	0
ANDERSEN BOE Carl	4	RD	2	2	0	0	0	0	4	0.00	4	0	0	0	0	0	0	0	2
JAKOBSEN Tommy	7	RD	2	2	0	0	0	0	3	0.00	0	0	3	0	0	0	0	0	4
MYRVOLD Anders	8	LD	2	2	0	0	0	0	1	0.00	0	1	0	0	0	0	0	0	0
BARLIE Vegar	11	RW	2	2	0	0	0	0	5	0.00	3	1	0	0	0	0	0	0	0
FAGERLI Jan Roar	12	RD	2	2	0	0	0	0	5	0.00	3	0	2	0	0	0	0	0	0
NORSTEBO Svein Eno	15	LD	2	2	0	0	0	0	5	0.00	3	2	0	0	0	0	0	1	2
KNOLD Per Christia	16	LW	2	2	0	0	0	0	3	0.00	2	0	1	0	0	0	0	0	0
DAHLSTROM Ole Eski	18	CE	2	2	0	0	0	0	8	0.00	2	2	4	0	0	0	0	2	6
KRISTIANSEN Erik	20	RW	2	2	0	0	0	0	2	0.00	2	0	0	0	0	0	0	0	0
MAGNUSSEN Trond Ve	21	LW	2	2	1	0	0	1	3	33.33	2	0	0	0	0	0	0	0	0
THORESEN Petter	22	RW	2	2	1	0	0	1	1	100.00	0	0	0	0	0	0	0	0	2
FINSTAD Morten	23	CE	2	2	0	0	0	0	3	0.00	2	1	0	0	0	0	0	0	0
NILSEN Sjur Robert	24	RW	2	2	0	0	0	0	0	0.00	0	0	0	0	0	0	0	0	0
SALSTEN Jorgen	26	LD	2	2	0	0	0	0	2	0.00	1	0	1	0	0	0	0	1	4
JOHANSEN Tom	29	RW	2	2	0	0	0	0	2	0.00	1	1	0	0	0	0	0	0	2
MARTHINSEN Jim	30	GK	2	2	0	0	0	0	0	0.00	0	0	0	0	0	0	0	0	0
OLSEN Oystein	33	LW	2	2	0	1	0	1	4	0.00	3	0	1	0	0	0	0	0	2
RATH Marius	37	LW	2	2	1	0	0	1	5	20.00	3	1	0	1	0	0	0	0	0
ALLMAN Steve	35	GK	2	0	0	0	0	0	0	0.00	0	0	0	0	0	0	0	0	0
KNUTSEN Espen	41	CE	2	2	2	0	0	2	4	50.00	1	0	1	0	0	0	0	0	0
HOFF Geir	10	LW	2	0	0	0	0	0	0	0.00	0	0	0	0	0	0	0	0	0

Family & Surname	AVG	2	5	10	GMP	DAC	BCH	SCH	BBL	BAC	SBL	PRE	PCL	LOP	PAP	POP	NEP	+/-	FO+	FO-	FO%
SCHISTAD Robert	0.00	0	0	0	0	1	0	0	0	0	0	0	1	0	0	0	0	0	0	0	0.00
SALSTEN Petter	0.00	0	0	0	0	22	0	6	8	1	2	4	4	1	2	3	4	-1	0	0	0.00
ANDERSEN BOE Carl	1.00	1	0	0	0	15	3	1	11	0	1	1	2	1	3	2	1	1	0	0	0.00
JAKOBSEN Tommy	2.00	2	0	0	0	17	2	3	5	0	5	1	5	2	2	1	5	-4	0	0	0.00
MYRVOLD Anders	0.00	0	0	0	0	0	0	0	0	0	0	0	0	0	0	0	0	0	0	0	0.00
BARLIE Vegar	0.00	0	0	0	0	6	0	2	1	0	1	0	3	0	1	0	4	-4	1	0	100.00
FAGERLI Jan Roar	1.00	1	0	0	0	15	3	4	4	0	1	2	3	0	2	2	4	-2	0	0	0.00
NORSTEBO Svein Eno	0.00	0	0	0	0	10	0	3	3	0	0	0	5	0	1	3	3	0	0	0	0.00
KNOLD Per Christia	3.00	3	0	0	0	1	0	1	0	0	0	0	1	1	0	2	1	1	1	0	100.00
DAHLSTROM Ole Eski	0.00	0	0	0	0	3	1	1	1	0	1	1	3	3	2	0	3	-3	1	1	50.00
KRISTIANSEN Erik	1.00	1	0	0	0	2	0	0	0	0	0	0	1	0	1	0	4	-4	19	15	55.88
MAGNUSSEN Trond Ve	0.00	0	0	0	0	-1	1	0	0	0	0	0	0	0	2	1	2	-1	5	7	41.67
THORESEN Petter	2.00	2	0	0	0	3	0	1	1	0	0	1	1	0	1	0	2	-2	11	24	31.43
FINSTAD Morten	1.00	1	0	0	0	6	1	0	5	0	0	1	1	1	1	0	1	-1	0	0	0.00
NILSEN Sjur Robert	0.00	0	0	0	0	9	0	1	5	0	2	0	5	2	2	0	2	-2	0	0	0.00
SALSTEN Jorgen	2.00	2	0	0	0	1	0	0	2	0	0	0	0	0	1	2	3	-1	0	1	0.00
JOHANSEN Tom	1.00	1	0	0	0	0	0	0	0	0	0	0	0	0	0	5	10	-5	0	1	0.00
MARTHINSEN Jim	0.00	0	0	0	0	1	0	0	1	0	0	2	0	1	1	1	1	0	7	12	36.84
OLSEN Oystein	0.00	0	0	0	0	0	0	0	0	0	0	0	2	1	1	1	1	0	1	1	50.00
RATH Marius	0.00	0	0	0	0	6	1	0	2	0	2	0	1	0	0	4	3	1	15	12	55.56
ALLMAN Steve	0.00	0	0	0	0	0	0	0	0	0	0	0	0	0	0	0	0	0	0	0	0.00
KNUTSEN Espen	0.00	0	0	0	0	1	0	0	0	0	0	1	2	1	1	1	1	0	1	1	50.00
HOFF Geir	0.00	0	0	0	0	0	0	0	0	0	0	0	0	0	0	0	0	0	0	0	0.00

Family & Surname	No	Po	GP	PI	MIP	MPI%	SOG	GA	SVS	SVS%	GAA	GKC	SHGA	SO	AVG	2	5	10	GMP	GAP
SCHISTAD Robert	1	GK	2	1	10.32	8.78	3	0	3	100.00	0.00	0.00	0	0	0.00	0	0	0	0	0
MARTHINSEN Jim	30	GK	2	2	109.28	91.22	64	10	54	84.38	5.48	85.59	3	0	0.00	0	0	0	0	0
ALLMAN Steve	35	GK	2	0	0.00	0.00	0	0	0	0.00	0.00	0.00	0	0	0.00	0	0	0	0	0

Team Standings

Including Game 10

Game Results Group A

	CAN	RUS	GER	AUT	ITA	GBR
CAN				6:1	4:1	
RUS						12:3
GER				2:2		4:0
AUT	1:6		2:2			
ITA	1:4					
GBR		3:12	0:4			

Game Results Group B

	SWE	FIN	USA	CZE	FRA	NOR
SWE						3:3
FIN				4:4		
USA					5:1	7:2
CZE		4:4			5:2	
FRA			1:5	2:5		
NOR	3:3		2:7			

Standing Group A

	GP	W	T	L	GF:GA	Pts
1. CAN	2	2	0	0	10:2	4
2. GER	2	1	1	0	6:2	3
3. RUS	1	1	0	0	12:3	2
4. AUT	2	0	1	1	3:8	1
5. ITA	1	0	0	1	1:4	0
6. GBR	2	0	0	2	3:16	0

Standing Group B

	GP	W	T	L	GF:GA	Pts
1. USA	2	2	0	0	12:3	4
2. CZE	2	1	1	0	9:6	3
3. SWE	1	0	1	0	3:3	1
4. FIN	1	0	1	0	4:4	1
5. NOR	2	0	1	1	5:10	1
6. FRA	2	0	0	2	3:10	0

Play Off Quarter Final

Game No. 31	A2 - B3
Game No. 32	B2 - A3
Game No. 33	A1 - B4
Game No. 34	B1 - A4

Play Off Relegation

Game No. 35	A6 - B6

Play Off Semi Final

Game No. 36	W31 - W34
Game No. 37	W32 - W33

Play Off Final

Final	W36 - W37
3./4. Place	L36 - L37

Gestetner

Team Statistics

Including Game 10

Scoring Efficiency

	GP	GF	SSG	SSP	SPG	S	SG%	R
CAN	2	10	62	21	25	118	8.47	4
SWE	1	3	29	8	9	49	6.12	7
RUS	1	12	41	13	12	78	15.38	1
FIN	1	4	24	11	8	47	8.51	3
GER	2	6	53	25	33	117	5.13	8
USA	2	12	54	23	9	98	12.24	2
CZE	2	9	74	21	20	124	7.26	6
AUT	2	3	42	15	11	71	4.23	11
FRA	2	3	33	16	16	68	4.41	9
ITA	1	1	15	8	11	35	2.86	12
NOR	2	5	36	9	14	64	7.81	5
GBR	2	3	40	16	11	70	4.29	10

Fair Play Cup

2	5	10	GMP	PIM	AVG	R
8	0	0	0	16	8.00	2
4	0	0	0	8	8.00	2
9	0	0	0	18	18.00	10
5	0	0	0	10	10.00	4
11	0	0	0	22	11.00	5
17	0	0	0	34	17.00	8
4	0	0	0	8	4.00	1
17	0	0	0	34	17.00	8
12	0	0	0	24	12.00	6
10	0	0	0	20	20.00	12
12	0	0	0	24	12.00	6
19	0	0	0	38	19.00	11

Face Offs

+:-	FO%	R
72:51	58.54	2
28:33	45.90	9
34:28	54.84	4
38:29	56.72	3
71:47	60.17	1
75:63	54.35	5
70:67	51.09	6
36:75	32.43	12
64:70	47.76	8
33:33	50.00	7
61:74	45.19	11
57:68	45.60	10

Power Play

	GP	TPP	PPGF	PP%	M:S	PPGA	R
CAN	2	24.40	2	16.22	12.20	0	8
SWE	1	4.55	1	40.68	4.55	0	2
RUS	1	10.03	2	39.80	5.02	0	3
FIN	1	2.00	0	0.00	0.00	0	10
GER	2	27.45	3	21.62	9.15	0	6
USA	2	8.20	3	72.00	2.47	0	1
CZE	2	16.41	2	23.98	8.21	0	5
AUT	2	13.27	1	14.87	13.27	0	9
FRA	2	12.00	0	0.00	0.00	0	11
ITA	1	5.13	1	38.34	5.13	0	4
NOR	2	12.07	1	16.51	12.07	0	7
GBR	2	18.29	0	0.00	0.00	0	12

Short Hand

TSH	SHGA	PK%	M:S	SHGF	R
9.13	1	78.30	9.13	0	7
4.00	0	100.00	0.00	0	2
11.51	0	100.00	0.00	0	1
8.48	1	77.27	8.48	0	8
16.05	1	87.56	16.05	0	6
18.07	1	88.96	18.07	0	5
4.00	0	100.00	0.00	0	2
28.05	1	92.88	28.05	0	4
11.56	2	66.48	5.58	0	10
14.19	2	72.06	7.10	0	9
9.12	3	34.78	3.04	0	12
20.04	4	60.13	5.01	0	11

Spectators

Tot	AVG	R
8300	4150	3
1700	1700	6
1200	1200	9
1600	1600	7
11200	5600	2
1000	500	12
2600	1300	8
8300	4150	3
2000	1000	10
6500	6500	1
1700	850	11
5900	2950	5

Goalkeeping

	GP	GA	SVS	SOG	SVS%	GAA	SO	ENG	GKC	R
CAN	2	2	39	41	95.12	1.00	0	0	4.88	1
SWE	1	3	13	16	81.25	3.00	0	0	56.25	9
RUS	1	3	22	25	88.00	3.00	0	0	36.00	4
FIN	1	4	28	32	87.50	4.00	0	0	50.00	8
GER	2	2	36	38	94.74	1.00	1	0	5.26	2
USA	2	3	43	46	93.48	1.50	0	0	9.78	3
CZE	2	6	37	43	86.05	3.00	0	1	41.85	5
AUT	2	8	64	72	88.89	4.00	0	0	44.44	6
FRA	2	10	71	81	87.65	5.00	0	0	61.75	10
ITA	1	4	29	33	87.88	4.00	0	0	48.48	7
NOR	2	10	57	67	85.07	5.00	0	0	74.65	11
GBR	2	16	65	81	80.25	8.00	0	0	158.00	12

Defensive Activity

BCH	SCH	BBL	SBL	BAC	PRE	PCL	-LOP	-PAP	DAC	R
21	19	28	4	13	44	13	7	6	129	4
1	7	9	2	3	5	1	4	6	18	12
7	9	3	2	2	26	5	8	4	42	11
25	20	17	10	5	14	17	7	4	97	8
25	15	30	6	21	59	30	13	6	167	3
9	19	45	15	2	18	6	8	13	93	9
13	18	48	17	2	19	31	14	11	123	6
23	28	47	10	34	65	49	14	15	227	2
14	35	47	21	9	22	12	27	30	103	7
7	12	16	2	13	26	21	3	14	80	10
13	30	49	16	2	14	42	14	24	128	5
58	28	38	21	22	60	58	13	18	254	1

Spectators

Place	Total	Min	Max	AVG
Val di Fassa	5300	0	1700	1060
Bolzano-Bozen	20700	1200	6500	4140
TOTAL	26000			

Gestetner

Defensive Activity

Including Game No.:10

#	Family & Surname	Team	No	Po	GP	PI	G	A1	A2	PTS	DAC	BCK	SCH	BBL	SBL	PRE	PCL	LOP	PAP	PIM	AVG	2	5	10	GWP	GAP	POP	NEP	+/-	FO+	FO-	FO%
1.	COOPER Stephen	GBR	5	LD	2	2	0	0	0	0	32	6	5	4	2	8	9	1	3	0	0.00	0	0	0	0	0	1	4	-3	0	0	0.00
2.	MORRIC Francis	GBR	24	CE	2	2	0	0	0	0	26	4	0	2	3	9	2	1	0	2	1.00	1	0	0	0	0	2	2	0	2	2	50.00
3.	COHA Matthew	GBR	7	RW	2	2	0	0	0	0	24	7	0	3	7	4	6	0	3	2	1.00	1	0	0	0	1	0	4	-4	2	0	100.00
4.	SALSTEN Petter	NOR	2	RD	2	2	0	0	0	0	22	0	6	8	2	4	4	1	2	0	0.00	0	0	0	0	0	3	4	-1	0	0	0.00
5.	HOLAN Milos	CZE	4	LD	2	2	0	2	0	2	21	2	2	13	1	1	2	0	0	0	0.00	0	0	0	0	0	2	3	-1	0	0	0.00
6.	MAYR Jörg	GER	6	RD	2	2	0	0	0	0	21	5	2	2	2	6	5	0	1	0	0.00	0	0	0	0	0	2	2	0	0	0	0.00
7.	SHEA Michael	AUT	24	LD	2	2	0	0	0	0	21	2	3	8	0	4	5	0	1	0	0.00	0	0	0	0	0	0	1	-1	0	0	0.00
8.	PUSNIK Andreas	AUT	7	LW	2	2	0	1	1	2	20	1	1	2	5	6	4	1	0	2	1.00	1	0	0	0	0	2	3	-1	15	21	41.67
9.	DOYLE Robin	AUT	29	LW	2	2	0	0	0	0	20	0	3	3	1	7	3	0	2	2	1.00	1	0	0	0	0	0	0	0	3	15	16.67
10.	MALO Andre	GBR	27	LD	2	2	0	0	0	0	19	4	2	5	0	2	7	0	1	2	1.00	1	0	0	0	0	0	2	-2	0	1	0.00
11.	BRABANT Richard	GBR	13	CE	2	2	0	0	0	0	18	4	1	3	1	2	4	0	1	6	3.00	3	0	0	0	0	1	5	-4	14	20	41.18
12.	LEMOINE Jean-Phili	FRA	16	LD	2	2	0	0	0	0	18	2	2	9	3	4	0	1	2	4	2.00	2	0	0	0	0	0	5	-5	0	0	0.00
13.	STRÖMBERG Mika	FIN	26	RD	1	1	0	0	0	0	17	8	4	4	0	0	2	0	2	2	2.00	1	0	0	0	0	1	2	-1	0	0	0.00
14.	JAKOBSEN Tommy	NOR	7	RD	2	2	0	0	0	0	17	2	5	5	5	1	5	2	2	4	2.00	2	0	0	0	0	1	5	-4	0	0	0.00
15.	MC RWEN Douglas	GBR	10	CE	2	2	0	0	0	0	17	5	1	0	2	6	4	0	2	0	0.00	0	0	0	0	0	0	8	-8	2	0	100.00
16.	SCERBAN Bedrich	CZE	6	RD	2	2	0	0	0	0	16	1	2	8	1	1	4	0	1	0	0.00	0	0	0	0	0	3	3	0	0	0	0.00
17.	LEBLANC Michel	FRA	20	LD	2	2	0	0	0	0	16	0	4	3	7	1	4	2	2	2	1.00	1	0	0	0	0	1	4	-3	0	0	0.00
18.	ANDERSEN BOE Carl	NOR	4	RD	2	2	0	0	0	0	15	3	1	11	1	1	2	1	3	2	2.00	1	0	0	0	0	2	1	1	0	0	0.00
19.	LAUKKANEN Janne	FIN	12	LD	1	1	0	0	0	0	15	4	3	4	2	0	2	0	0	2	2.00	1	0	0	0	0	1	2	-1	0	0	0.00
20.	STRONG Kenneth	AUT	22	LW	2	2	0	0	0	0	15	0	2	3	0	4	3	2	0	4	2.00	2	0	0	0	0	1	5	-4	0	0	0.00
21.	FAGERLI Jan Roar	NOR	12	RD	2	2	0	0	0	0	15	3	4	4	1	2	3	2	0	0	0.00	0	0	0	0	0	2	4	-2	14	20	41.18
22.	GULDA Peter	GER	8	LD	2	2	0	2	0	2	14	5	2	3	0	4	1	0	1	2	1.00	1	0	0	0	0	0	4	-2	0	0	0.00
23.	VIRTA Hannu	FIN	23	RD	1	1	0	1	0	1	14	4	4	3	2	0	1	1	0	0	0.00	0	0	0	0	0	4	0	4	0	0	0.00
24.	CHAMBERS Shawn	USA	4	LD	2	2	0	0	1	1	13	2	1	6	2	3	1	0	3	0	0.00	0	0	0	0	0	2	0	2	0	0	0.00
25.	NASHEIM Richard	AUT	16	LW	2	2	1	0	0	1	13	0	1	3	0	4	4	0	0	0	0.00	0	0	0	0	0	4	1	3	0	0	0.00
26.	MÜHR Manfred	AUT	13	LW	2	2	1	0	0	1	13	1	1	1	0	3	4	1	0	2	1.00	1	0	0	0	0	2	2	0	0	0	0.00
27.	KUCERA Frantisek	CZE	8	RD	2	2	0	0	0	0	13	4	2	5	2	0	4	1	0	2	1.00	1	0	0	0	0	1	3	-2	1	3	25.00
27.	STRAUSS Wolfgang	AUT	4	LD	2	2	0	0	0	0	13	0	1	6	0	1	7	0	2	2	0.00	0	0	0	0	0	3	3	0	0	0	0.00
27.	KIENASS Torsten	GER	3	RD	2	2	0	0	0	0	13	1	2	2	0	4	4	0	0	0	0.00	0	0	0	0	0	0	0	0	0	0	0.00
30.	COOPER Ian	GBR	16	LW	2	2	0	0	0	0	13	3	1	1	1	4	4	1	1	0	0.00	0	0	0	0	0	0	0	0	0	0	0.00
30.	CHINN Nicholas	GBR	2	LW	2	2	0	0	0	0	13	8	0	0	0	2	1	0	0	2	1.00	1	0	0	0	0	1	4	-4	0	1	0.00
32.	CRANSTON Tim	GBR	4	CE	2	2	0	0	0	0	13	2	3	5	0	2	1	0	1	2	1.00	1	0	0	0	1	1	5	-4	0	0	0.00
33.	RACINE Yves	CAN	33	LD	2	2	1	2	0	3	12	1	3	5	0	3	2	0	1	4	2.00	2	0	0	0	0	1	6	-6	10	11	47.62
34.	KURTENBACH Terry	GBR	22	RD	2	2	1	1	0	2	12	2	1	2	0	6	2	1	1	2	1.00	1	0	0	0	0	4	1	3	0	0	0.00
35.	BEERS Bob	USA	3	RD	2	2	1	0	0	1	12	0	2	5	4	3	0	0	2	0	0.00	0	0	0	0	1	2	3	-1	0	0	0.00
36.	DOPITA Jiri	CZE	16	CE	2	2	1	0	0	1	12	2	1	3	1	3	2	0	0	0	0.00	0	0	0	0	0	5	1	4	0	0	0.00
37.	REICHEL Martin	GER	36	CE	2	2	0	0	0	0	12	0	0	1	1	5	1	0	0	2	1.00	1	0	0	0	0	2	3	-1	22	23	48.89
38.	KALT Dieter	AUT	74	LW	2	2	0	0	0	0	12	0	1	2	0	3	1	0	0	0	0.00	0	0	0	0	0	0	1	-1	13	11	54.17
39.	HOPE Shannon	GBR	6	LD	2	2	0	0	0	0	12	3	3	2	3	1	3	1	2	6	3.00	3	0	0	0	0	1	1	-1	0	0	0.00
39.	MOYON Christophe	FRA	3	LD	2	2	0	0	0	0	12	4	2	5	0	3	0	2	3	2	1.00	1	0	0	0	1	1	4	-3	0	2	0.00
41.	RAUCHENWALD Gerald	AUT	9	LW	2	2	0	0	0	0	12	2	1	0	1	8	0	1	1	2	1.00	1	0	0	0	0	0	3	-3	0	0	0.00
42.	KUMMER Wolfgang	GER	28	RW	2	2	1	0	0	1	11	1	0	2	1	6	2	1	1	0	0.00	0	0	0	0	0	2	0	2	1	2	33.33
43.	MEYER Jayson	GER	35	RD	2	2	1	0	0	1	11	1	0	1	1	6	3	1	0	4	2.00	2	0	0	0	0	2	0	2	0	0	0.00
44.	BURTON James	AUT	6	LD	2	2	0	1	0	1	11	2	0	3	1	5	2	2	0	0	0.00	0	0	0	0	0	2	2	0	0	0	0.00
45.	MECIAR Stanislav	CZE	27	RD	2	2	0	0	0	0	11	0	3	5	3	1	3	2	2	2	1.00	1	0	0	0	0	4	0	4	0	0	0.00
46.	GÜNTNER Michael	AUT	32	LD	2	2	0	0	0	0	11	1	4	3	2	1	1	0	1	6	3.00	3	0	0	0	1	2	0	2	0	0	0.00
47.	CHITARRONI Mario	ITA	24	CE	1	1	0	0	0	0	11	4	3	0	0	1	2	0	0	0	0.00	0	0	0	0	0	1	2	-1	13	9	59.09
48.	CIRCELLI Anthony	ITA	25	RD	1	1	0	0	0	0	11	1	1	1	1	2	5	0	1	0	0.00	0	0	0	0	0	2	2	-2	0	0	0.00
49.	ARNOTT Jason	CAN	7	CE	2	2	0	3	0	3	10	4	1	0	1	4	0	1	0	2	1.00	1	0	0	0	0	5	0	5	22	20	52.38
50.	BLAKE Rob	CAN	4	LD	2	2	0	1	1	2	10	3	1	2	1	1	3	0	1	0	0.00	0	0	0	0	0	3	1	2	0	0	0.00

Gestetner

Most Penalized Players

Including Game No.:10

R	Family & Surname	Team	No	Po	GP	PI	2	5	10	GMP	PIM	AVG	GAP	G	A	PTS	+/-	DAC
1.	OBERRAUCH Robert	ITA	4	LD	1	1	3	0	0	0	6	6.00	1	0	0	0	0	5
1.	VILLE Christophe	FRA	21	CE	2	1	3	0	0	0	6	6.00	1	0	0	0	0	1
3.	GORBATCHEV Eduard	RUS	12	LW	1	1	2	0	0	0	4	4.00	0	1	0	1	2	2
3.	YASHIN Alexei	RUS	19		1	1	2	0	0	0	4	4.00	0	1	2	3	3	4
3.	BARTOLONE Paul	ITA	29	RD	1	1	2	0	0	0	4	4.00	1	0	0	0	-1	3
3.	COMPLOI Georg	ITA	20	RD	1	1	2	0	0	0	4	4.00	0	0	0	0	-3	1
3.	YOSKEVICH Dmitri	RUS	2	RD	1	1	2	0	0	0	4	4.00	0	0	1	1	2	2
8.	GÜNTNER Michael	AUT	32	LD	2	2	3	0	0	0	6	3.00	1	0	0	0	2	11
8.	WEIGHT Doug	USA	9	CE	2	2	3	0	0	0	6	3.00	1	0	4	4	4	2
8.	DAHLSTROM Ole Eski	NOR	18	CE	2	2	3	0	0	0	6	3.00	2	0	0	0	-3	3
8.	HOPE Shannon	GBR	6	LD	2	2	3	0	0	0	6	3.00	1	0	0	0	-3	12
8.	BRABANT Richard	GBR	13	CE	2	2	3	0	0	0	6	3.00	0	0	0	0	-4	18
13.	LEMOINE Jean-Phili	FRA	16	LD	2	2	2	0	0	0	4	2.00	0	0	0	0	-5	18
13.	SANDERSON Geoff	CAN	8	CE	2	2	2	0	0	0	4	2.00	0	2	1	3	2	3
13.	BUCHBERGER Kelly	CAN	11	RW	2	2	2	0	0	0	4	2.00	1	0	0	0	2	8
13.	OJANEN Janne	FIN	8	CE	1	1	1	0	0	0	2	2.00	0	0	0	0	0	3
13.	HÄMÄLÄINEN Erik	FIN	4	RD	1	1	1	0	0	0	2	2.00	0	0	0	0	-3	6
13.	ALATALO Mika	FIN	15	LW	1	1	1	0	0	0	2	2.00	0	0	0	0	0	-1
13.	STRÖMBERG Mika	FIN	26	RD	1	1	1	0	0	0	2	2.00	0	0	0	0	-1	17
13.	PODEIN Shjon	USA	13	LW	2	2	2	0	0	0	4	2.00	0	2	1	3	5	2
13.	LAUKKANEN Janne	FIN	12	LD	1	1	1	0	0	0	2	2.00	1	0	0	0	-1	15
13.	JOHANSSON Roger	SWE	34	LD	1	1	1	0	0	0	2	2.00	0	0	0	0	1	0
13.	KMELIN Anatoli	RUS	15	LW	1	1	1	0	0	0	2	2.00	0	0	0	0	1	2
13.	ULANOV Igor	RUS	28	LD	1	1	1	0	0	0	2	2.00	0	1	0	1	2	4
13.	O'CONNER Michael	GBR	3	LD	2	2	2	0	0	0	4	2.00	0	0	0	0	-3	10

Gestetner

Most Fair Players

Including Game No.:10

R	Family & Surname	Team	No	Po	GP	PI	2	5	10	GMP	PIM	AVG	GAP	G	A	PTS	+/-	DAC
1.	KARIYA Paul	CAN	27	LW	2	2	0	0	0	0	0	0.00	0	3	2	5	5	7
2.	SWEENEY Tim	USA	12	LW	2	2	0	0	0	0	0	0.00	0	1	2	3	1	2
3.	KOIVU Saku	FIN	11	CE	1	1	0	0	0	0	0	0.00	0	2	1	3	2	0
4.	DUBE Roger	FRA	28	RW	2	2	0	0	0	0	0	0.00	0	1	1	2	-1	4
4.	BRIND=AMOUR Rod	CAN	17	CE	2	2	0	0	0	0	0	0.00	0	1	1	2	2	9
4.	HOLAN Milos	CZE	4	LD	2	2	0	0	0	0	0	0.00	0	0	2	2	-1	21
4.	BLAKE Rob	CAN	4	LD	2	2	0	0	0	0	0	0.00	0	0	2	2	2	10
4.	LINDSAY Bill	USA	21	LW	2	2	0	0	0	0	0	0.00	0	2	0	2	4	1
4.	KUCERA Jiri	CZE	14	CE	2	2	0	0	0	0	0	0.00	0	2	0	2	0	3
4.	SRSEN Tomas	CZE	17	RW	2	2	0	0	0	0	0	0.00	0	1	1	2	0	2
4.	KASTAK Kamil	CZE	12	LW	2	2	0	0	0	0	0	0.00	0	1	1	2	0	4
4.	JANECKY Otakar	CZE	20	RW	2	2	0	0	0	0	0	0.00	0	0	2	2	0	0
4.	KNUTSEN Espen	NOR	41	CE	2	2	0	0	0	0	0	0.00	0	2	0	2	1	6
4.	BERANEK Josef	CZE	29	CE	2	2	0	0	0	0	0	0.00	0	1	1	2	4	6
15.	BEZUKLADNIKOV Vjat	RUS	27	LW	1	1	0	0	0	0	0	0.00	0	1	1	2	1	5
15.	SHENELEV Sergui	RUS	22	LD	1	1	0	0	0	0	0	0.00	0	1	1	2	4	1
15.	JANNEY Craig	USA	15	CE	2	1	0	0	0	0	0	0.00	0	0	2	2	1	1
15.	BEREZIN Serge	RUS	29	RW	1	1	0	0	0	0	0	0.00	0	1	1	2	2	3
15.	KAMENSKY Valeri	RUS	13	RW	1	1	0	0	0	0	0	0.00	0	1	1	2	2	1
15.	KOVALENKO Andrei	RUS	26	LW	1	1	0	0	0	0	0	0.00	0	1	1	2	2	3
15.	BURE Valeri	RUS	23	LW	1	1	0	0	0	0	0	0.00	0	2	0	2	4	0
22.	HILL Sean	USA	28	RD	2	2	0	0	0	0	0	0.00	0	0	1	1	2	9
22.	CHAMBERS Shawn	USA	4	LD	2	2	0	0	0	0	0	0.00	0	0	1	1	3	13
22.	BOEHM Richard	GER	14	CE	2	2	0	0	0	0	0	0.00	0	0	1	1	1	4
22.	WOLANIN Craig	USA	2	LD	2	2	0	0	0	0	0	0.00	0	1	0	1	2	7

Gestetner

Goalkeepers

Including Game No.:10

#	Family e Surname	Team	No	GP	PI	MIP	MIP%	SOG	GA	SVS	SVS%	GAA	GKC	PIM	AVG	2	5	10	GWG	SHGA	SO
1.	MERK Klaus	GER	27	2	1	60.00	50.00	18	0	18	100.00	0.00	0.00	0	0.00	0	0	0	0	0	1
2.	FISET Stephane	CAN	31	2	1	60.00	50.00	25	1	24	96.00	1.00	4.00	0	0.00	0	0	0	0	0	0
3.	RANFORD Bill	CAN	30	2	1	60.00	50.00	16	1	15	93.75	1.00	6.25	0	0.00	0	0	0	0	1	0
4.	SHTALENKOV Mikhail	RUS	1	1	1	40.00	66.67	17	1	16	94.12	1.50	8.82	0	0.00	0	0	0	0	0	0
5.	HEBERT Guy	USA	1	2	2	120.00	100.00	46	3	43	93.48	1.50	9.78	0	0.00	0	0	0	0	1	0
6.	PUSCHACHER Michael	AUT	23	2	1	60.00	50.00	33	2	31	93.94	2.00	12.12	0	0.00	0	0	0	0	1	0
7.	HEISS Joseph	GER	30	2	1	60.00	50.00	20	2	18	90.00	2.00	20.00	0	0.00	0	0	0	0	1	0
	TUREK Roman	CZE	2	2	1	60.00	50.00	15	2	13	86.67	2.00	26.66	0	0.00	0	0	0	0	0	0
9.	ROSATI Michael	ITA	34	1	1	60.00	100.00	33	4	29	87.88	4.00	48.48	0	0.00	0	0	0	0	2	0
10.	YLONEN Petri	FRA	29	2	2	120.00	100.00	81	9	72	88.89	4.50	49.99	0	0.00	0	0	0	0	2	0
11.	MYLLYS Jarmo	FIN	35	1	1	60.00	100.00	32	4	28	87.50	4.00	50.00	0	0.00	0	0	0	0	1	0
12.	SALO Tommy	SWE	35	1	1	60.00	100.00	16	3	13	81.25	3.00	56.25	0	0.00	0	0	0	0	0	0
13.	BRIZA Petr	CZE	1	2	1	60.00	50.00	28	4	24	85.71	4.00	57.16	0	0.00	0	0	0	0	0	0
14.	MC KAY Martin	GBR	30	2	1	60.00	50.00	26	4	22	84.62	4.00	61.52	0	0.00	0	0	0	0	2	0
15.	MARTHINSEN Jim	NOR	30	2	2	109.28	91.22	64	10	54	84.38	5.48	85.59	0	0.00	0	0	0	0	3	0
16.	SUTTNIG Michael	AUT	1	2	1	60.00	50.00	39	6	33	84.62	6.00	92.28	0	0.00	0	0	0	0	0	0
17.	MC CRONE Lohn	GBR	1	2	1	60.00	50.00	55	12	43	78.18	12.00	261.84	0	0.00	0	0	0	0	2	0
	SCHISTAD Robert	NOR	1	2	1	10.32	8.78	3	0	3	100.00	0.00	0.00	0	0.00	0	0	0	0	0	0
	IVANNIKOV Valeri	RUS	20	1	1	20.00	33.33	8	2	6	75.00	6.00	150.00	0	0.00	0	0	0	0	0	0

	SELIGER Marc	GER	40	2
	CAMPESE Bruno	ITA	30	1
	DELFINO David	ITA	33	1
	DALPIAZ Claus	AUT	31	2
	KUNTAR Les	USA	30	2
	LITTMAN David	USA	29	2
	TAMMI Jukka	FIN	30	1
	KUIVALAINEN Pasi	FIN	1	1
	LHENRY Fabrice	FRA	30	2
	VALLIERE Michel	FRA	31	2
	ALLMAN Steve	NOR	35	2
	EKDBERG Johan	SWE	1	1
	NORDSTRÖM Roger	SWE	30	1
	SHIRGAZIEV Albert	RUS	30	1
	HANSON Moray	GBR	29	2

Gestetner

Top Scorers

Including Game No.:10

#	Family & Surname	Team	No	Po	dP	PX	G	A1	A2	PTS	S	SG%	SHG	PBP	SPG	PPG	SHG	GWG	GTG	PIM	AVG	2	5	10	GMP	GAP	POP	PKP	+/-	PO+	PO-	POS	DAC
1.	KARIYA Paul	CAN	27	LW	2	2	3	1	1	5	8	37.50	3	0	2	0	0	0	0	0	0.00	0	0	0	0	0	5	0	5	0	0	0.00	7
2.	WEIGHT Doug	USA	9	CE	2	2	0	4	0	4	4	0.00	3	1	0	0	0	0	0	6	3.00	3	0	0	0	1	4	0	4	20	15	57.14	2
3.	PODEIN Shjon	USA	13	LW	2	2	2	1	0	3	2	100.00	0	0	0	0	0	0	0	4	2.00	2	0	0	0	0	6	1	5	2	2	50.00	2
4.	KOIVU Saku	FIN	11	CE	1	1	2	0	1	3	5	40.00	2	0	1	0	0	0	0	0	0.00	0	0	0	0	0	4	2	2	8	7	53.33	0
5.	SANDERSON Geoff	CAN	8	CE	2	2	2	1	0	3	15	13.33	7	3	3	0	0	1	0	4	2.00	2	0	0	0	0	3	1	2	1	1	50.00	3
6.	ZEMLICKA Richard	CZE	13	LW	2	2	2	0	1	3	8	25.00	4	1	1	0	0	0	0	2	1.00	1	0	0	0	0	4	2	2	0	0	0.00	1
7.	RUCINSKY Martin	CZE	24	LW	2	2	1	2	0	3	8	12.50	6	0	1	0	0	0	0	2	1.00	1	0	0	0	0	5	1	4	0	0	0.00	9
8.	YASHIN Alexei	RUS	19		1	1	1	2	0	3	2	50.00	1	0	0	0	0	0	0	4	4.00	2	0	0	0	0	5	2	3	6	7	46.15	4
9.	RACINE Yves	CAN	33	LD	2	2	1	2	0	3	11	9.09	3	5	2	1	0	0	0	4	2.00	2	0	0	0	0	4	1	3	0	0	0.00	12
10.	SWEENEY Tim	USA	12	LW	2	2	1	1	0	3	3	33.33	1	1	0	0	0	0	0	0	0.00	0	0	0	0	0	4	3	1	10	17	37.04	2
11.	ARNOTT Jason	CAN	7	CE	2	2	0	3	0	3	6	0.00	5	1	0	0	0	0	0	2	1.00	1	0	0	0	0	5	0	5	22	20	52.38	10
12.	LINDSAY Bill	USA	21	LW	2	2	2	0	0	2	6	33.33	4	0	0	1	0	1	0	0	0.00	0	0	0	0	0	4	0	4	1	0	100.00	1
13.	BURE Valeri	RUS	23	LW	1	1	2	0	0	2	5	40.00	2	0	1	0	0	0	0	0	0.00	0	0	0	0	0	4	0	4	0	0	0.00	0
14.	NEATON Pat	USA	6	LD	2	2	2	0	0	2	6	33.33	3	1	0	0	0	0	0	4	2.00	2	0	0	0	0	4	1	3	0	0	0.00	9
15.	KNUTSEN Espen	NOR	41	CE	2	2	2	0	0	2	4	50.00	1	0	1	0	0	0	0	0	0.00	0	0	0	0	0	4	3	1	15	12	55.56	6
16.	KUCERA Jiri	CZE	14	CE	2	2	2	0	0	2	6	33.33	2	0	2	1	0	1	0	0	0.00	0	0	0	0	0	2	2	0	22	26	45.83	3
17.	COLE Danton	USA	17	CE	2	2	1	1	0	2	7	14.29	5	1	0	0	0	0	0	2	1.00	1	0	0	0	0	5	0	5	16	7	69.57	5
18.	BERANEK Josef	CZE	29	CE	2	2	1	1	0	2	14	7.14	7	2	4	0	0	0	0	0	0.00	0	0	0	0	0	5	1	4	25	17	59.52	6
19.	SHENELEV Sergui	RUS	22	LD	1	1	1	1	0	2	6	16.67	3	1	1	0	0	0	0	0	0.00	0	0	0	0	0	6	2	4	0	0	0.00	1
20.	KOVALENKO Andrei	RUS	26	LW	1	1	1	0	1	2	3	33.33	1	0	1	1	0	1	0	0	0.00	0	0	0	0	0	3	1	2	3	0	100.00	3
21.	BRIND+AMOUR Rod	CAN	17	CE	2	2	1	0	1	2	3	33.33	1	0	1	0	0	0	0	0	0.00	0	0	0	0	0	3	1	2	9	8	52.94	9
22.	KAMENSKY Valeri	RUS	13	RW	1	1	1	1	0	2	9	11.11	6	2	0	0	0	0	0	0	0.00	0	0	0	0	0	3	1	2	0	2	0.00	1
22.	BEREZIN Serge	RUS	29	RW	1	1	1	1	0	2	7	14.29	5	1	0	0	0	0	0	0	0.00	0	0	0	0	0	2	0	2	0	0	0.00	3
24.	CONWAY Kevin	GBR	17	RW	2	2	1	1	0	2	5	20.00	4	0	0	0	0	0	0	2	1.00	1	0	0	0	0	2	0	2	0	0	0.00	6
25.	EVTUSHEVSKI Gregor	GER	9	RW	2	2	1	1	0	2	2	50.00	0	0	1	0	0	1	0	4	2.00	2	0	0	0	0	2	0	2	0	0	0.00	8
26.	BEZUKLADNIKOV Vjat	RUS	27	LW	1	1	1	1	0	2	3	33.33	2	0	0	0	0	0	0	0	0.00	0	0	0	0	0	2	1	1	6	5	54.55	5
27.	SRSEN Tomas	CZE	17	RW	2	2	1	1	0	2	7	14.29	3	1	2	0	0	0	0	0	0.00	0	0	0	0	0	2	2	0	0	0	0.00	2
27.	KASTAK Kamil	CZE	12	LW	2	2	1	0	1	2	7	14.29	5	0	1	0	0	0	0	0	0.00	0	0	0	0	0	3	3	0	0	0	0.00	4
29.	DUBE Roger	FRA	28	RW	2	2	1	1	0	2	11	9.09	6	2	2	0	0	0	0	0	0.00	0	0	0	0	0	2	3	-1	0	0	0.00	4
30.	KURTENBACH Terry	GBR	22	RD	2	2	1	1	0	2	1	100.00	0	0	0	0	0	0	0	2	1.00	1	0	0	0	1	2	3	-1	0	0	0.00	4
31.	GULDA Peter	GER	8	LD	2	2	0	2	0	2	8	0.00	0	3	5	0	0	0	0	2	1.00	1	0	0	0	0	4	0	4	0	0	0.00	12
32.	BLAKE Rob	CAN	4	LD	2	2	0	1	1	2	15	0.00	6	7	2	0	0	0	0	0	0.00	0	0	0	0	0	3	1	2	0	0	0.00	10
33.	JANNEY Craig	USA	15	CE	2	1	0	1	1	2	0	0.00	0	0	0	0	0	0	0	0	0.00	0	0	0	0	0	2	1	1	8	9	47.06	1
34.	JANECKY Otakar	CZE	20	RW	2	2	0	0	2	2	8	0.00	5	1	2	0	0	0	0	0	0.00	0	0	0	0	0	2	2	0	1	0	100.00	0
35.	PUSNIK Andreas	AUT	7	LW	2	2	0	1	1	2	8	0.00	5	2	1	0	0	0	0	2	1.00	1	0	0	0	0	2	3	-1	15	21	41.67	20
36.	HOLAN Milos	CZE	4	LD	2	2	0	2	0	2	14	0.00	8	5	1	0	0	0	0	0	0.00	0	0	0	0	0	2	3	-1	0	0	0.00	21
37.	YOUNG Scott	USA	23	RW	2	2	1	0	0	1	12	8.33	7	3	1	0	0	0	0	2	1.00	1	0	0	0	0	4	0	4	1	1	50.00	4
38.	BEERS Bob	USA	3	RD	2	2	1	0	0	1	10	10.00	5	2	2	1	0	1	0	0	0.00	0	0	0	0	0	5	1	4	0	0	0.00	12
39.	RICCI Mike	CAN	10	CE	2	2	1	0	0	1	4	25.00	2	1	0	0	0	0	0	0	0.00	0	0	0	0	0	3	0	3	24	13	64.86	9
40.	FEDOULOV Igor	RUS	11	LW	1	1	1	0	0	1	5	20.00	3	0	1	0	0	0	0	0	0.00	0	0	0	0	0	2	0	2	7	4	63.64	1
41.	RUMRICH Michael	GER	26	RW	2	2	1	0	0	1	4	25.00	1	2	0	0	0	0	0	0	0.00	0	0	0	0	0	2	0	2	6	4	60.00	4
42.	EMERSON Nelson	CAN	18	CE	2	2	1	0	0	1	4	25.00	3	0	0	0	0	1	0	0	0.00	0	0	0	0	0	2	0	2	1	1	50.00	9
43.	LILLEY John	USA	19	RW	2	2	1	0	0	1	4	25.00	3	0	0	0	0	0	0	4	2.00	2	0	0	0	0	2	0	2	1	1	50.00	2
44.	KUMMER Wolfgang	GER	28	RW	2	2	1	0	0	1	10	10.00	4	2	3	1	0	0	0	0	0.00	0	0	0	0	0	2	0	2	1	2	33.33	11
45.	KÖPF Ernst	GER	33	RW	2	2	1	0	0	1	7	14.29	3	1	2	1	0	0	0	0	0.00	0	0	0	0	0	3	1	2	0	0	0.00	4
45.	STEFAN Leo	GER	13	LW	2	2	1	0	0	1	6	16.67	3	0	2	0	0	0	0	0	0.00	0	0	0	0	0	2	0	2	0	0	0.00	8
45.	WOLANIN Craig	USA	2	LD	2	2	1	0	0	1	7	14.29	3	2	1	1	0	0	0	0	0.00	0	0	0	0	0	3	1	2	0	0	0.00	7
45.	PELTONEN Ville	FIN	16	LW	1	1	1	0	0	1	2	50.00	1	0	0	0	0	0	0	0	0.00	0	0	0	0	0	3	1	2	0	0	0.00	2
49.	ULANOV Igor	RUS	28	LD	1	1	1	0	0	1	2	50.00	1	0	0	0	0	0	0	2	2.00	1	0	0	0	0	4	2	2	0	0	0.00	4
50.	GORBATCHEV Eduard	RUS	12	LW	1	1	1	0	0	1	3	33.33	1	0	1	1	0	0	0	4	4.00	2	0	0	0	0	3	1	2	0	3	0.00	2

Gestetner

Penalty Distribution

Including Game 10

Offence	Minute 1 2 3 4 5 6 7 8 9 10 1 2 3 4 5 6 7 8 9 20	sum	1 2 3 4 5 6 7 8 9 30 1 2 3 4 5 6 7 8 9 40	sum	1 2 3 4 5 6 7 8 9 50 1 2 3 4 5 6 7 8 9 60	OT	sum
ABUSE							
ADJUST							
AT-INJ							
AT-KICK							
ALTERC							
BENCH							
BOARD							
BRO-ST							
BUTT-E					1		1
CHARGE	1 1	2	1	1			
CROSS	1 1 1 1	4			1 1 1 1		3
DANG-E					1 1		2
DELAY	1	1					
DEL-INJ					1		1
DISPL-N							
ELBOW	1	1					
EXC-R					1		1
FAL-P							
FIST							
FO							
GA-MISC							
GR-MISC							
HAND-P							
HI-ST	1	1					
HOLD	1 1 2 1 1 2	8	1 1 1 1 3	7	1 1 1 1 1 1		5
HOOK	1 1 2 1 1 1 1	9	1 1 1 1 1 1 1 1 1	7	1 1 1 2 1 1 1 1 1 1		10
ILL-EQ				6	1 1		3
ILL-ST							
INTERF	1 1 1 1	5	2 1 2 1 3 1 1	11			
INTER-SP							
KICK							
KNEE							
L-PLB							
L-PEB							
MATCH							
MISC							
MOLEST					1		1
OBS-L							
OTHER							
PEN-S							
PUCK-FR							
PUCK-H							
PUCK-OUT							
REFUSE							
ROUGH	1 1 1 1	4	1 2	5	1 1		8
SLASH	1 1 1 1 1	5	1 1 1 1	3	1 1 1 1 1 1		4
SPEAR							
START-L							
TOO-M	1	1			1		1
THRO-P							
THRO-ST							
TRIP	1 1 1	3					
UNSPORT			1	1	1 1 2		4
Sum	1 3 2 4 4 2 2 2 1 1 2 1 3 1 2 4 5 4	44	3 3 1 2 1 1 1 5 2 1 1 1 4 4 1 2 1 6 1	41	3 4 2 1 2 2 2 4 2 2 1 4 4 6 3 2		44

Gestetner

C.O.N.I.
FISG
ICEHOCKEY WORLD CHAMPIONSHIP / POOL - A / BOLZANO/BOZEN - VAL DI FASSA - MILANO / ITALIA - 25.04. - 08.05.1994
IIHF

Penalty Statistics (Caused by / against)

Including Game 10

Offence	Caused by CAN	SWE	RUS	FIN	GER	USA	CZE	AUT	FRA	ITA	NOR	GBR	Caused against CAN	SWE	RUS	FIN	GER	USA	CZE	AUT	FRA	ITA	NOR	GBR	Sum
ABUSE																									
ADJUST																									
AT-INJ																									
AT-KICK																									
ALTERC																									
BENCH																									
BOARD												1			1										1
BRO-ST																									
BUTT-E																									
CHARGE		2						3	1								3		1				2		6
CROSS	1		1		1	1		1	1								1	1				1	1	2	6
DANG-E																									
DELAY								2					1				1								2
DIL-INJ																									
DISPL-N																									
ELBOW			1							1			1											1	2
EXC-R																									
FAL-P																									
FIST																									
FO																									
GA-MISC																									
GR-MISC																									
HAND-P																									
HI-ST	1		3	1		1			1	2	1	3	2	1	3			1	1			1	1	3	13
HOLD	1			1	5	1	2	8	2	2	3		7	1			3	3	2	3	3	1		2	25
HOOK	2		1	1			1	1	2	2	2	6	2	1	3	1	4	2	2			2		1	18
ILL-EQ																									
ILL-ST																									
INTERF	1	1	1		3	2			1	1	4	2	1	2	1		1	2	1	3			3	2	16
INTER-SP																									
KICK																									
KNEE																									
L-PLB																									
L-PEB																									
MATCH																									
MISC			1																						
MOLEST																								1	1
OBS-L																									
OTHER																									
PEN-S																									
PUCK-FR																									
PUCK-H																									
PUCK-OUT																									
REFUSE																									
ROUGH	1		1	1		6		1	3		1	3	1		1		2	2	3	1	5		1	1	17
SLASH			1	1		5			1	1	1	2	1		1		1	2	1		1		4	1	12
SPEAR																									
START-L																									
TOO-M						1						1			1						1				2
THRO-P																									
THRO-ST																									
TRIP	1	1			2		1	1		1		1	1				2			2	1		1	1	8
UNSPORT																									
Sum	8	4	10	5	11	17	4	17	12	10	12	19	17	5	11	1	18	13	11	9	11	5	13	15	129

Gestetner

Penalties by Referees

Including Game 10

Game	ABUSE	ADJUST	AT-INJ	AT-KICK	ALTERC	BENCH	BOARD	BRO-ST	BUTT-E	CHARGE	CROSS	DANG-E	DELAY	DEL-INJ	DISPL-N	ELBOW	EXC-R	FAL-P	FIST	FO	GA-MISC	GR-MISC	HAND-P	HI-ST	HOLD	HOOK	ILL-EQ	ILL-ST	INTERF	INTER-SP	KICK	KNEE	L-PLB	L-PEB	MATCH	MISC	MOLEST	OBS-L	OTHER	PEN-S	PUCK-FR	PUCK-H	PUCK-OUT	REFUSE	ROUGH	SLASH	SPEAR	START-L	TOO-M	THRO-P	THRO-ST	TRIP	UNSPORT	Referee
SWE-NOR										2														1	1	1		3																												Moor
ITA-CAN											1					1								3	3	4		1																										1		Danko, Anton
FIN-CZE																								1	1	2																					1					1		Simonds/CAN
AUT-GER										3	1		1												6	1		2																										Grundström, J.
FRA-USA											1													1	2	1																												Galinovsky/RUS
GBR-RUS							1				1					1								6		4		2							1												6	2		1			2	Mäkelä, Seppo
CAN-AUT													1												5			1																			2	2		1				Rejthar
CZE-FRA										1															3	1		1																			2							Lichtnecker
GBR-GER											1														2	3		2																			2	1						Myrphy, D.
USA-NOR											1													1	2	1		4																			2	5						Stenico,R./ITA

Gestetner



C.O.N.I.





ICEHOCKEY WORLD CHAMPIONSHIP / POOL - A / BOLZANO/BOZEN - VAL DI FASSA - MILANO / ITALIA - 25.04. - 08.05.1994

Date: 27. 4.94 Start:20:00 End:22:31 Place:Val di Fassa Game Nr.: 12 3:5 Page 1 of 1

Team A: **SWE**

Family & Given Name	Nr	Pos	P	G	Time	S	A1	A2	GS	Positive Part A						Negative Part B						Time	Nr	Min	Offence	Start	End
HEDSTRÖM Roger	30	GK	N	1	11.20	13	18		EQ	35	13	18	34	26	2	35	4	26	24	14	17	0.53	34	2	ROUGH	0.53	2.53
ALO Tommy	35	*GK	Y	2	58.22	13	18		PP	35	13	18	26	2	14	35	4	9	40	26		8.46	2	2	HOLD	8.46	10.46
SÖDIN Tommy	2	LD	Y	3	59.01	8	11	17	EQ	35	8	11	17	34	12	35	5	12	16	11	20	24.19	19	2	HOLD	24.19	26.19
NDERSSON Peter	3	*RD	Y																			24.59	8	2	HOLD	24.59	26.59
ERSSON Magnus	8	RD	Y																			32.02	20	2	HOOK	32.02	34.02
ANSSON Roger	11	*RW	Y																								
ACKELL Andreas	12	LW	Y																								
INDIN Mats	13	LW	Y																								
TILLMAN Fredrik A	14	RD	Y																								
NESKOG Stefan	15	CE	Y																								
LEBÄCK Patrik	16	*LW	Y																								
ARSSON Jan	17	CE	Y																								
QVIST Jonas A	18	RW	Y																								
SSON Kenny	19	*LD	Y																								
SSON Jörgen	20	RW	Y																								
NGLUND Charles C	22	*CE	Y																								
NDERSSON Mikael	23	RW	Y																								
NNSSON Mikael	26	CE	Y																								
NNSSON Roger	34	LD	Y																								

Coach:LUNDMARK Curt Coach:MARTS Per Manager:ENGLUND Christer

Team B: **FIN**

Family & Given Name	Nr	Pos	P	G	Time	S	A1	A2	GS	Positive Part B						Negative Part A						Time	Nr	Min	Offence	Start	End
RKI Jukka	30	GK	N	1	13.58	24			EQ	35	24	14	17	2	26	35	3	19	11	22	16	0.53	23	2	ROUGH	0.53	2.53
KILYS Jarmo	35	*GK	Y	2	27.53	40	42		EQ	35	40	42	9	5	12	35	2	14	15	13	20	7.23	11	2	CHARGE	7.23	9.23
EFOSOFF Marko	2	LD	Y	3	43.55	9	2		EQ	35	9	2	40	42	5	35	8	34	13	18	26	15.33	40	2	HOOK	15.33	17.33
KKILÄINEN Erik	4	RD	Y	4	48.33	26	17		EQ	35	26	17	14	24	4	35	8	34	13	18	26	24.19	11	2	ROUGH	24.19	26.19
VIILA Timo C	5	*RD	Y	5	48.59	13	5		EQ	35	13	5	8	15	12	35	2	14	22	16	11	35.57	42	2	INTERF	35.57	37.57
ANEN Janne	8	CE	Y																			57.32	8	2	HOOK	57.32	58.22
KKINEN Esa	9	*CE	Y																								
KIVU Saku	11	CE	Y																								
SKKANEN Janne	12	*LD	Y																								
KKO Marko	13	RW	Y																								
KKINEN Raimo	14	CE	Y																								
KATALO Mika	15	LW	Y																								
LTONEN Ville A	16	LW	Y																								
NI Jari	17	RW	Y																								
TINEN Jere	20	RW	Y																								
TTA Hannu	23	RD	Y																								
PANEN Sami	24	LW	Y																								
RÖNBERG Mika	26	RD	Y																								
KKINEN Mika A	40	*CE	Y																								
KKILÄ Mikko	42	*RW	Y																								

Coach:LINDSTRÖM Curt Coach:ARAVIRTA Hannu Manager:RIIHIRANTA Heikki

Game Summary

P	Period	SSG	SGP	SPG	SOG	S	PIM	TPP	PPG	SHG	PO+	DAC
1	1:1	11:10	1:3	1:2	12:11	14:16	4:6	3.23:1.23	0:0	0:0	9:12	20:10
2	0:1	6:15	2:1	2:3	6:16	10:20	6:4	2.00:4.00	0:0	0:0	9:14	8:16
3	2:3	10:10	4:0	2:1	12:13	18:14	0:2	0.50:0.00	1:0	0:0	14:10	-1:22
FT	3:5	27:35	7:4	5:6	30:40	42:50	10:12	6.13:5.23	1:0	0:0	32:36	27:48

Goalkeepers Record

Time	GKA	GKB	ENG	A	MIP	B	MIP
0.00	35	35		35	60.00	35	60.00
				30	0.00	30	0.00

Referee	Linesman	Linesman	Goaljudge	Goaljudge	Game-TKP	Pen-TKP	Off.Scorer	Spect.
Galinovsky/RU	McTague/CAN	Karabanov/RUS	Demattio/ITA	Gagliardi/ITA	Volcan/ITA	Degiampietro/	Dell'Orto/ITA	2950

Gestetner

Date: 94. 4.27 **Game No: 12** **Period: 1**

FIN GK 35

13

GK 30

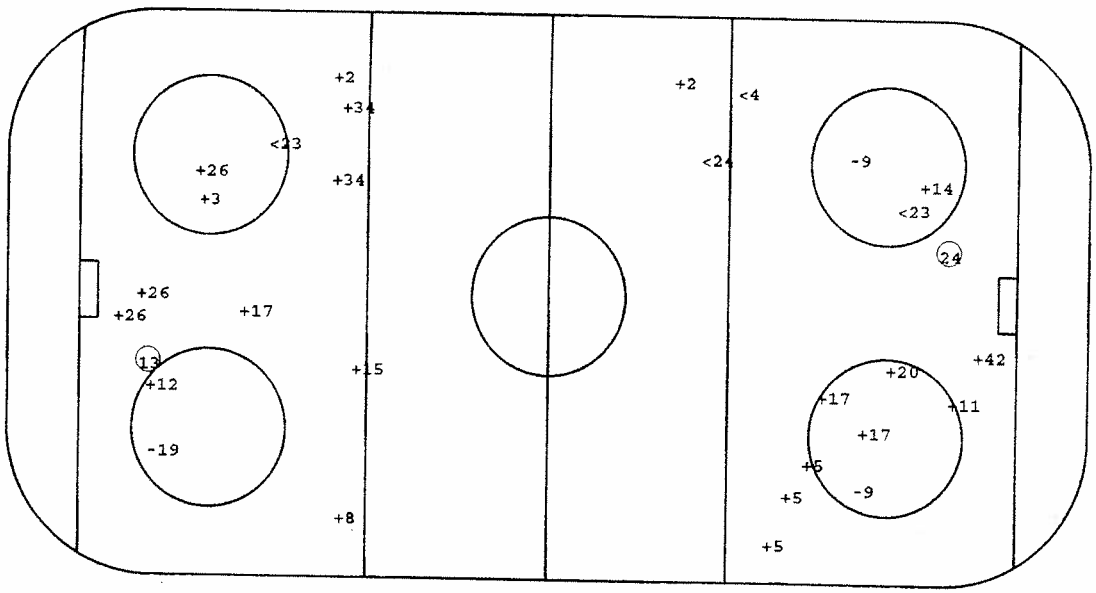

SWE GK 35

24

GK 30

○Goal +SSG <SSP -SPG

Face - Offs

DZ	MZ	AZ
9	9	-16
	-11	9
	14	14
	11	8
	-24	
	- 9	
	-24	
	- 8	
	11	
	9	
	-11	
	-17	
	8	
	11	
	9	
	- 9	

Defense Activity

Team	BCH	SCH	BBL	SBL	BAC	PRE	PCL	-LOP	-PAP
FIN	26	8	5	5		4	23	23	12
			4	9		13		2	26
			26			23			2
			5			8			23
			9			9			2
			4			12			
SWE	16	14	2	34	8	2	22	8	14
	34		22	34		17	16		15
	2		8	34		22			20
	34		16	14		17			22
			8			26			34
			14			3			14
			22			14			
			34						

Face - Offs

AZ	MZ	DZ
-17	-22	16
	26	-15
	-17	-26
	-22	-17
	13	
	17	
	26	
	17	
	-22	
	-17	
	15	
	20	
	-26	
	-26	
	-17	
	22	

GK GoalKeeper
SSG Shot Saved by GK
SSP Shot Saved by def.Player
SPG Shot Past Goal
DZ Defence Zone
MZ Middle Zone
AZ Attack Zone
BCH BodyCHeck
SCH Stick Contact Check
BBL BodyBLock
SBL ShotBLock
BAC BAck Checking
PRE Puck REcovery
PCL Puck CLearing
LOP Loss Of Puck
PAP Play Away from Puck

SWE **GK 35**

40

GK 30

Date: 94. 4.27 **Game No: 12** **Period: 2**

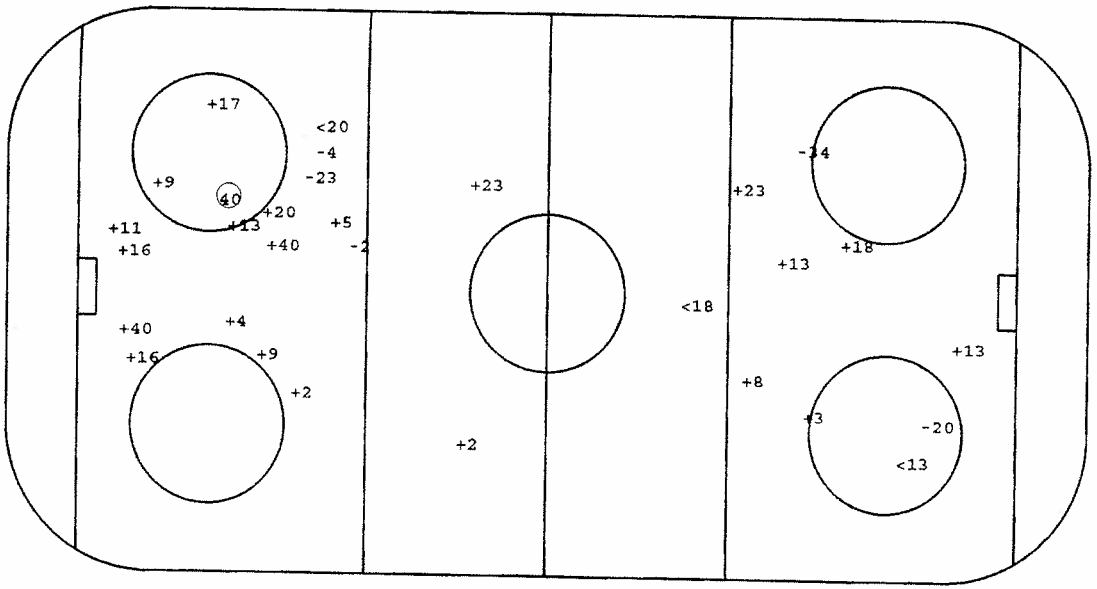

FIN **GK 35**

GK 30

O Goal +SSG <SSP -SPG

Face - Offs

DZ	MZ	AZ
-17	22	-15
17	-26	-26
-26	22	16
-23	-20	-22
23	-22	
-23	-15	
-22	22	
-17	26	
-26	26	
17		

Defense Activity

Team	BCH	SCH	BBL	SBL	BAC	PRE	PCL	-LOP	-PAP
SWE	8		3 8	14		13		8	19 19
	8		18 17	14		19		3	15
			11			8		22	19
			2			23			19
			12			26			3
			2			11			2
			22						15
			2						17
FIN	26	16	42	12	4	14	26	12	16
		4	12	26		2		4	26
		14	40	12		17		4	2
		4	24			42		2	
		13	5			8			
			26						
			12						

Face - Offs

AZ	MZ	DZ
8	- 9	9
- 8	14	11
9	-14	-20
14	40	9
-16	14	
11	9	
14	- 9	
8	- 8	
11	-14	
- 8		

GK GoalKeeper
SSG Shot Saved by GK
SSP Shot Saved by def.Player

SPG Shot Past Goal
DZ Defence Zone
MZ Middle Zone

AZ Attack Zone
BCH BodyCHeck
SCH Stick Contact Check

BBL BodyBLock
SBL ShotBLock
BAC BAck Checking

PRE Puck REcovery
PCL Puck CLearing
LOP Loss Of Puck

PAP Play Away from Puck

Gestetner

Date: 94. 4.27 **Game No: 12** **Period: 3**

FIN **GK 35**

8 13

GK 30

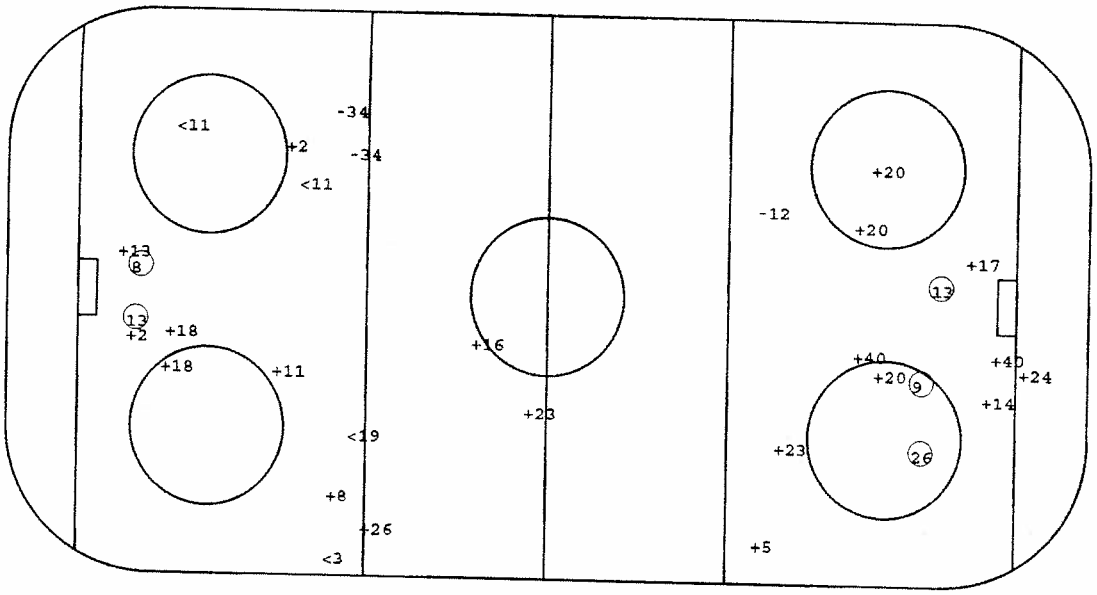

SWE **GK 35**

26 9 13

GK 30

O Goal +SSG <SSP -SPG

Face - Offs

DZ	MZ	AZ
8	- 9	8
- 9	11	-11
14	- 9	
- 8	-11	
14	-14	
13	- 8	
-14	-14	
- 8	8	
9	- 9	
	- 9	
	11	
	11	
	-14	

Defense Activity

Team	BCH	SCH	BBL	SBL	BAC	PRE	PCL	-LOP	-PAP
FIN	12	12	23 4	5	9	16	5	16	40
	5	2	26 26	42	20	23	15	2	23
		4	5 26	26		16	12	4	15
			12 12	11		40	40		2
			2			14	4		4
			5						26
			4						5
			42						12
SWE	8		12	2			26	34	18
	34		13					16	11
	19		11					34	19
			14						8
			8						34
									14
									2
									11

Face - Offs

AZ	MZ	DZ
-15	22	-22
22	-26	26
-26	26	
17	17	
-17	22	
-12	26	
17	26	
22	-17	
-26	22	
	22	
	-26	
	-17	
	22	

GK GoalKeeper
SSG Shot Saved by GK
SSP Shot Saved by def.Player

SPG Shot Past Goal
DZ Defence Zone
MZ Middle Zone

AZ Attack Zone
BCH BodyCHeck
SCH Stick Contact Check

BBL BodyBLock
SBL ShotBLock
BAC BAck Checking

PRE Puck REcovery
PCL Puck CLearing
LOP Loss Of Puck

PAP Play Away from Puck

Gestetner

Gestetner

Players by Team SWE

Including Game No.:12

Family & Surname	No	Po	GP	PI	G	A1	A2	PTS	S	SG%	SSG	SSP	SPG	PPG	SHG	GWG	GTG	GAP	PIM	AVG	2	5	10	GMP	DAC	BCH	SCH	BBL	BAC	SBL	PRE	PCL	LOP	PAP	POP	NEP	+/-	FO+	FO-	FO%
ANDERSSON Mikael	23	RW	2	2	0	0	0	0	5	0.00	4	1	0	0	0	0	0	0	0	0.00	0	0	0	0	4	0	0	2	1	0	1	0	0	0	0	1	-1	1	2	33.33
ANDERSSON Peter	3	RD	2	2	0	0	0	0	6	0.00	4	2	0	0	0	0	0	0	0	0.00	0	0	0	0	1	0	1	2	0	0	1	0	1	2	2	3	-1	0	0	0.00
BERGLUND Charles	22	CE	2	2	1	0	0	1	4	25.00	0	0	3	0	0	0	0	0	0	0.00	0	0	0	0	3	0	0	3	1	0	1	1	2	1	2	4	-2	19	16	54.29
BERGQVIST Jonas	18	RW	2	2	0	2	0	2	7	0.00	6	1	0	0	0	0	0	0	2	1.00	1	0	0	0	1	0	0	2	0	0	0	0	0	1	3	2	1	0	0	0.00
CARNBÄCK Patrik	16	LW	2	2	0	0	0	0	3	0.00	3	0	0	0	0	0	0	0	0	0.00	0	0	0	0	0	1	0	1	0	0	0	1	2	1	0	3	-3	2	0	100.00
HEDBERG Johan	1	GK	2	0	0	0	0	0	0	0.00	0	0	0	0	0	0	0	0	2	1.00	1	0	0	0	1	0	0	2	1	0	1	0	0	3	3	4	-1	0	0	0.00
JOHANSSON Mikael	26	CE	2	2	0	0	0	0	6	0.00	4	0	2	0	0	0	0	0	0	0.00	0	0	0	0	0	0	0	0	0	0	0	0	0	0	0	0	0	0	0	0.00
JOHANSSON Roger	34	LD	2	2	0	0	0	0	6	0.00	2	0	4	0	0	0	0	0	0	0.00	0	0	0	0	4	0	0	0	0	0	3	1	0	0	3	2	1	19	26	42.22
JUHLIN Patrik	5	LW	2	1	0	0	0	0	0	0.00	0	0	0	0	0	0	0	0	4	2.00	2	0	0	0	3	3	0	1	0	3	0	0	2	2	3	2	1	0	0	0.00
JÖNSSON Kenny	19	LD	2	2	0	0	0	0	10	0.00	4	4	2	0	0	0	0	0	0	0.00	0	0	0	0	0	0	0	0	0	0	0	0	0	0	1	0	1	0	0	0.00
LARSSON Jan	17	CE	2	2	0	0	1	1	5	0.00	4	0	1	0	0	0	0	0	0	0.00	0	0	0	0	2	0	1	1	0	0	2	0	1	1	1	1	0	15	18	45.45
NORDSTRÖM Roger	30	GK	2	0	0	0	0	0	0	0.00	0	0	0	0	0	0	0	0	0	0.00	0	0	0	0	0	0	0	0	0	0	0	0	0	0	0	0	0	0	0	0.00
SALO Tommy	35	GK	2	2	0	0	0	0	0	0.00	0	0	0	0	0	0	0	0	0	0.00	0	0	0	0	0	0	0	0	0	0	0	0	0	0	0	0	0	0	0	0.00
SJÖDIN Tommy	2	LD	2	2	0	0	0	0	7	0.00	6	1	0	0	0	0	0	0	2	1.00	1	0	0	0	8	2	1	5	0	1	2	0	0	3	2	3	-1	0	0	0.00
STILLMAN Fredrik	14	RD	2	2	0	0	0	0	1	0.00	1	0	0	0	0	0	0	0	0	0.00	0	0	0	0	8	0	3	2	0	5	2	0	1	3	1	3	-2	0	0	0.00
SUNDIN Mats	13	LW	2	2	2	1	0	3	8	25.00	5	1	0	1	0	0	0	0	0	0.00	0	0	0	0	4	0	0	3	0	0	1	0	0	0	3	3	0	1	0	100.00
SVENSSON Magnus	8	RD	2	2	2	0	0	2	7	28.57	4	1	0	1	0	0	0	0	2	1.00	1	0	0	0	7	3	1	4	1	0	2	0	2	2	2	2	0	0	0	0.00
ÖRNSKOG Stefan	15	CE	2	2	1	0	0	1	4	25.00	1	1	1	0	0	0	0	0	0	0.00	0	0	0	0	-3	0	1	0	0	0	0	0	0	4	1	3	-2	2	5	28.57
DACKELL Andreas	12	LW	2	1	0	0	0	0	1	0.00	1	0	0	0	0	0	0	0	0	0.00	0	0	0	0	2	0	0	2	0	0	0	0	0	0	1	0	1	0	1	0.00
JÖNSSON Jörgen	20	RW	2	1	0	0	0	0	1	0.00	0	0	1	0	0	0	0	0	2	2.00	1	0	0	0	-1	0	0	0	0	0	0	0	0	1	0	1	-1	1	1	50.00

Family & Surname	No	Po	GP	PI	MIP	MPI%	SOG	GA	SVS	SVS%	GAA	GKC	SHGA	SO	AVG	2	5	10	GMP	GAP
HEDBERG Johan	1	GK	2	0	0.00	0.00	0	0	0	0.00	0.00	0.00	0	0	0.00	0	0	0	0	0
NORDSTRÖM Roger	30	GK	2	0	0.00	0.00	0	0	0	0.00	0.00	0.00	0	0	0.00	0	0	0	0	0
SALO Tommy	35	GK	2	2	120.00	100.00	56	8	48	85.71	4.00	57.16	0	0	0.00	0	0	0	0	0

Players by Team FIN

Including Game No.:12

Family & Surname	No	Po	GP	PI	G	A1	A2	PTS	S	SG%	SSG	SSP	SPG	PPG	SHG	GWG	GTG	GAP	PIM	AVG	2	5	10	GMP	DAC	BCH	SCH	BBL	BAC	SBL	PRE	PCL	LOP	PAP	POP	WEP	+/-	FO+	FO-	FO%
LEHTINEN Jere	20	RW	2	2	0	0	0	0	9	0.00	8	1	0	0	0	0	0	0	0	0.00	0	0	0	0	7	2	3	0	1	1	0	1	1	0	3	3	0	0	1	0.00
PELTONEN Ville	16	LW	2	2	1	0	0	1	4	25.00	3	0	0	0	0	0	0	0	0	0.00	0	0	0	0	3	0	2	1	0	0	2	0	1	1	3	2	1	0	2	0.00
TAMMI Jukka	30	GK	2	0	0	0	0	0	0	0.00	0	0	0	0	0	0	0	0	0	0.00	0	0	0	0	0	0	0	0	0	0	0	0	0	0	0	0	0	0	0	0.00
KUIVALAINEN Pasi	1	GK	2	0	0	0	0	0	0	0.00	0	0	0	0	0	0	0	0	0	0.00	0	0	0	0	0	0	0	0	0	0	0	0	0	0	0	0	0	0	0	0.00
ALATALO Mika	15	LW	2	2	0	0	0	0	1	0.00	0	0	1	0	0	0	0	0	2	1.00	1	0	0	0	-1	0	0	0	0	0	0	0	0	0	0	0	0	0	0	0.00
HÄMÄLÄINEN Erik	4	RD	2	2	0	0	0	0	5	0.00	3	1	1	0	0	0	0	0	2	1.00	1	0	0	0	12	0	4	8	1	0	1	3	3	2	2	6	-4	0	0	0.00
KAPANEN Sami	24	LW	2	2	1	0	0	1	6	16.67	3	2	0	0	0	0	0	0	0	0.00	0	0	0	0	2	1	0	1	0	0	0	0	0	0	2	2	0	0	2	0.00
MÄKELÄ Mikko	42	RW	2	2	0	1	0	1	5	0.00	2	2	1	0	0	0	0	0	2	1.00	1	0	0	0	6	0	0	2	0	1	2	1	0	0	3	1	2	2,	0	100.00
JUTILA Timo	5	RD	2	2	0	1	0	1	8	0.00	6	2	0	0	0	0	0	0	0	0.00	0	0	0	0	18	4	0	5	2	3	3	4	2	1	4	2	2	0	0	0.00
MYLLYS Jarmo	35	GK	2	2	0	0	0	0	0	0.00	0	0	0	0	0	0	0	0	0	0.00	0	0	0	0	0	0	0	0	0	0	0	0	0	0	0	0	0	0	0	0.00
STRÖMBERG Mika	26	RD	2	2	1	0	0	1	2	50.00	0	1	0	0	0	1	0	0	2	1.00	1	0	0	0	24	10	4	9	1	2	0	3	0	5	3	4	-1	0	0	0.00
OJANEN Janne	8	CE	2	2	0	0	0	0	1	0.00	1	0	0	0	0	0	0	1	4	2.00	2	0	0	0	6	1	1	0	0	1	4	0	1	0	2	1	1	14	15	48.28
LAUKKANEN Janne	12	LD	2	2	0	0	0	0	6	0.00	4	0	2	0	0	0	0	1	2	1.00	1	0	0	0	22	5	4	8	0	4	1	3	1	2	3	3	0	0	0	0.00
NIEMINEN Mika	40	CE	2	2	1	0	0	1	6	16.67	5	0	0	0	0	0	0	0	2	1.00	1	0	0	0	5	0	0	1	1	0	1	3	0	1	2	1	1	10	10	50.00
PALO Marko	13	RW	2	2	1	0	0	1	6	16.67	2	2	1	0	0	0	0	0	0	0.00	0	0	0	0	4	0	1	0	0	0	3	0	0	0	1	1	0	1	1	50.00
HELMINEN Raimo	14	CE	2	2	0	0	0	0	2	0.00	2	0	0	0	0	0	0	0	0	0.00	0	0	0	0	7	2	1	0	0	0	3	2	1	0	3	2	1	20	9	68.97
VIRTA Hannu	23	RD	2	2	0	1	0	1	8	0.00	4	2	2	0	0	0	0	0	0	0.00	0	0	0	0	1	0	2	2	0	1	3	0	3	4	3	0	3	0	0	0.00
KURRI Jari	17	RW	2	2	1	1	0	2	7	14.29	5	0	1	0	0	0	0	0	0	0.00	0	0	0	0	15	4	4	4	1	2	2	2	2	2	2	0	2	0	0	0.00
KOIVU Saku	11	CE	2	2	2	0	1	3	7	28.57	4	0	1	0	0	0	0	0	4	2.00	2	0	0	0	9	0	3	0	0	2	3	1	0	0	3	1	2	0	1	0.00
KESKINEN Esa	9	CE	2	1	1	0	0	1	5	20.00	2	0	2	0	0	0	0	0	0	0.00	0	0	0	0	1	0	0	0	0	1	1	0	1	0	4	3	1	17	11	60.71
											4	0	0	0	0	0	0	0	0	0.00	0	0	0	0	4	0	0	1	1	1	1	0	0	0	2	1	1	10	9	52.63

Family & Surname	No	Po	GP	PI	MIP	MPI%	SOG	GA	SVS	SVS%	GAA	GKC	SHGA	SO	AVG	2	5	10	GMP	GAP
TAMMI Jukka	30	GK	2	0	0.00	0.00	0	0	0	0.00	0.00	0.00	0	0	0.00	0	0	0	0	0
KUIVALAINEN Pasi	1	GK	2	0	0.00	0.00	0	0	0	0.00	0.00	0.00	0	0	0.00	0	0	0	0	0
MYLLYS Jarmo	35	GK	2	2	120.00	100.00	62	7	55	88.71	3.50	39.51	2	0	0.00	0	0	0	0	0

Gestetner

C.O.N.I.

ICEHOCKEY WORLD CHAMPIONSHIP / POOL - A / BOLZANO/BOZEN - VAL DI FASSA - MILANO / ITALIA - 25.04. - 08.05.1994

Date: 28. 4.94 Start:16:00 End:18:18 Place:Val di Fassa Game Nr.: 13 3:5 Page 1 of 1

Team A: CZE

Family & Given Name	Nr	Pos	P	G	Time	S	A1	A2	GS	Positive Part A						Negative Part B					
MIKA Petr	1	*GK	Y	1	8.44	5			EQ	1	5	16	17	12	8	1	13	15	10	2	6
TUREK Roman	2	GK	N	2	30.50	13	29		EQ	1	13	29	27	24	4	1	21	9	10	4	3
TAJKL Petr	3	RD	Y	3	45.56	14	26		PP	1	14	26	20	8	4	1	12	10	24	2	
SOLAN Milos	4	*LD	Y																		
HADLEC Drahomir	5	*RD	Y																		
SCERBAN Bedrich	6	RD	Y																		
JUCERA Frantisek A	8	RD	Y																		
HASTAK Kamil	12	LW	Y																		
HRBLICKA Richard	13	LW	Y																		
JUCERA Jiri	14	*CE	Y																		
SOPITA Jiri	16	CE	Y																		
JSIEN Tomas	17	RW	Y																		
JANECKY Otakar C	20	*RW	Y																		
K Roman	23	CE	Y																		
ISKY Martin A	24	LW	Y																		
HOLIK Jiri	26	*LW	Y																		
HICIAR Stanislav	27	RD	Y																		
HRANEK Josef	29	CE	Y																		

PENALTIES					
Time	Nr	Min	Offence	Start	End
2.12	24	2	SLASH	2.12	3.15
9.36	24	2	CHARGE	9.36	11.36
25.11	13	2	HOLD	25.11	27.11
33.59	4	2	CROSS	33.59	35.59
59.20	4	2	HI-ST	59.20	0.00

Coach:ING.HLINKA Ivan Coach:NEVESKLY Stanislav Manager:POUZAR Jaroslav

Team B: USA

Family & Given Name	Nr	Pos	P	G	Time	S	A1	A2	GS	Positive Part B						Negative Part A					
HERBERT Guy	1	*GK	Y	1	3.15	12			PP	1	12	15	17	3	4	1	8	6	16	17	
HUNTAR Lee	30	GK	N	2	10.57	2			EQ	1	2	24	15	12		1	6	8	16	12	
MCLAREN Craig C	2	LD	Y	3	16.59	26			EQ	1	26	8	19	2	24	1	3	27	24	29	13
MEERS Bob	3	*RD	Y	4	49.01	12	10	15	EQ	1	12	10	15	4	3	1	8	6	12	16	17
CHAMBERS Shawn	4	*LD	Y	5	57.53	21			EQ	1	21	9	24	23	2	1	5	26	14	20	4
RICHTER Barry	5	LD	Y																		
HEATON Pat	6	LD	Y																		
LAZARO Jeff	8	LW	Y																		
WRIGHT Doug A	9	*CE	Y																		
MACCO Joe	10	RW	Y																		
SWEENEY Tim	12	LW	Y																		
ROBLIN Shjon	13	LW	Y																		
JARNEY Craig	15	CE	Y																		
Danton	17	CE	Y																		
HUE Phil	18	RW	Y																		
LLEY John	19	RW	Y																		
LINDSAY Bill	21	*LW	Y																		
YOUNG Scott A	23	*RW	Y																		
MCKEEN Don	24	RD	Y																		
CIAVAGLIA Peter	26	CE	Y																		
HILL Sean	28	RD	Y																		

PENALTIES					
Time	Nr	Min	Offence	Start	End
0.45	4	2	PUCK-H	0.45	2.45
4.33	19	2	CROSS	4.33	6.33
9.36	6	2	CHARGE	9.36	11.36
21.03	9	2	HOOK	21.03	23.03
31.38	4	2	TRIP	31.38	33.38
35.23	9	2	BOARD	35.23	37.23
44.16	19	2	HOOK	44.16	45.56
51.46	13	2	SLASH	51.46	53.46
59.20	19	2	CHARGE	59.20	60.00

Coach:WILSON Ron Coach:ARMY Tim Manager:NANNE Lou

Game Summary

P	GF:GA	SSG	SSP	SPG	SOG	S	PIM	TPP	PPG	SHG	FO%	DAC
1	1:3	20:8	3:3	8:3	21:11	32:17	4:6	3.27:0.30	0:1	0:0	16:9	6:22
2	1:0	12:7	0:2	8:4	13:7	21:13	4:6	5.24:3.24	0:0	0:0	8:14	16:14
3	1:2	12:8	1:2	9:4	13:10	23:16	2:6	3.40:0.00	1:0	0:0	10:15	3:34
GM	3:5	44:23	4:7	25:11	47:28	76:46	10:18	12.31:5.14	1:1	0:0	34:38	25:70

Goalkeepers Record

Time	GKA	GKB	ENG	A	MIP	B	MIP
0.00	1	1		1	60.00	1	60.00
				2	0.00	30	0.00

Referee	Linesman	Linesman	Goaljudge	Goaljudge	Game-TKP	Pen-TKP	Off.Scorer	Spect.
Baer,R./SUI	Lonardi,F./IT	McTague,C./CA	Spinella/ITA	Scanacapra/IT	Davarda,G./IT	Rosario,G./IT	Dell'Orto/ITA	900

Gestetner

Gestetner

Date: 94. 4.28 **Game No: 13** **Period: 1**

CZE **GK 1**

12 26 2

GK 2

USA **GK 1**

5

GK 30

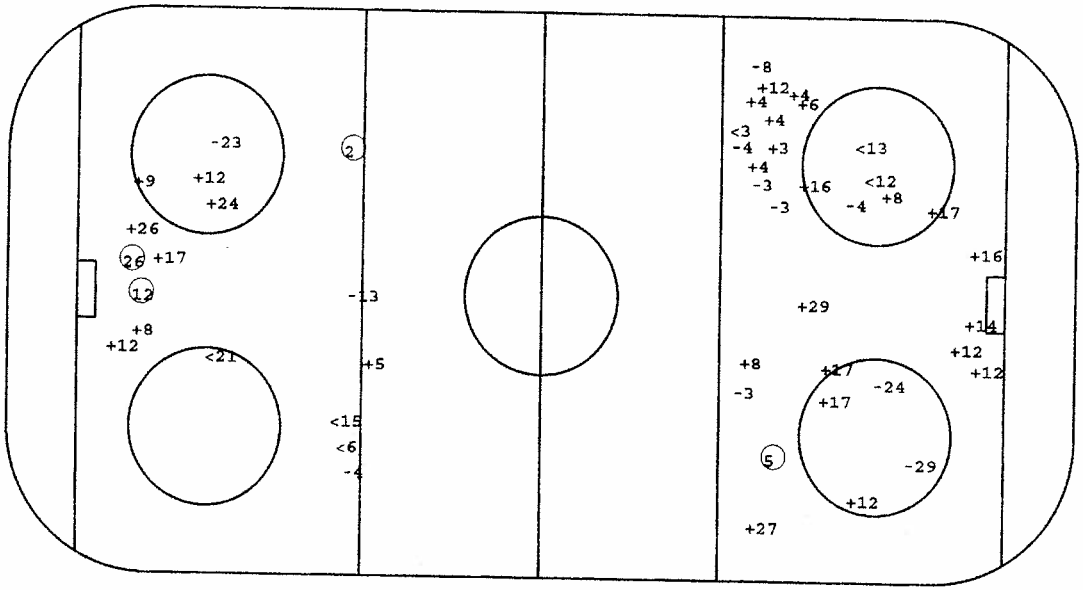

O Goal +SSG <SSP -SPG

Face - Offs

DZ	MZ	AZ
14	14	16
29	14	16
-16	16	-14
16	29	-29
16	20	-14
-14	-29	16
	-14	-14
		29
		14
		16
		-14
		14

Defense Activity

Team	BCH	SCH	BBL	SBL	BAC	PRE	PCL	-LOP	-PAP
CZE	3	3	24	27	12	26	12	14	26
			3	8			12	3	3
			16	26				5	27
				4				3	
USA	28	3	4	3			13	24	13
	17	28	28	24			19		2
		19	4	23			3		
		8	18	26			10		
			19				3		
			5				13		
			2				4		
			8						

Face - Offs

AZ	MZ	DZ
-13	- 9	-17
- 9	- 9	-12
15	- 9	15
-17	-17	19
-15	- 9	13
26	15	-26
	9	15
		-17
		-17
		-26
		15
		-15

GK GoalKeeper
SSG Shot Saved by GK
SSP Shot Saved by def.Player
SPG Shot Past Goal
DZ Defence Zone
MZ Middle Zone
AZ Attack Zone
BCH BodyCHeck
SCH Stick Contact Check
BBL BodyBLock
SBL ShotBLock
BAC BAck Checking
PRE Puck REcovery
PCL Puck CLearing
LOP Loss Of Puck
PAP Play Away from Puck

USA **GK 1**

13

GK 30

Date: 94. 4.28 **Game No: 13** **Period: 2**

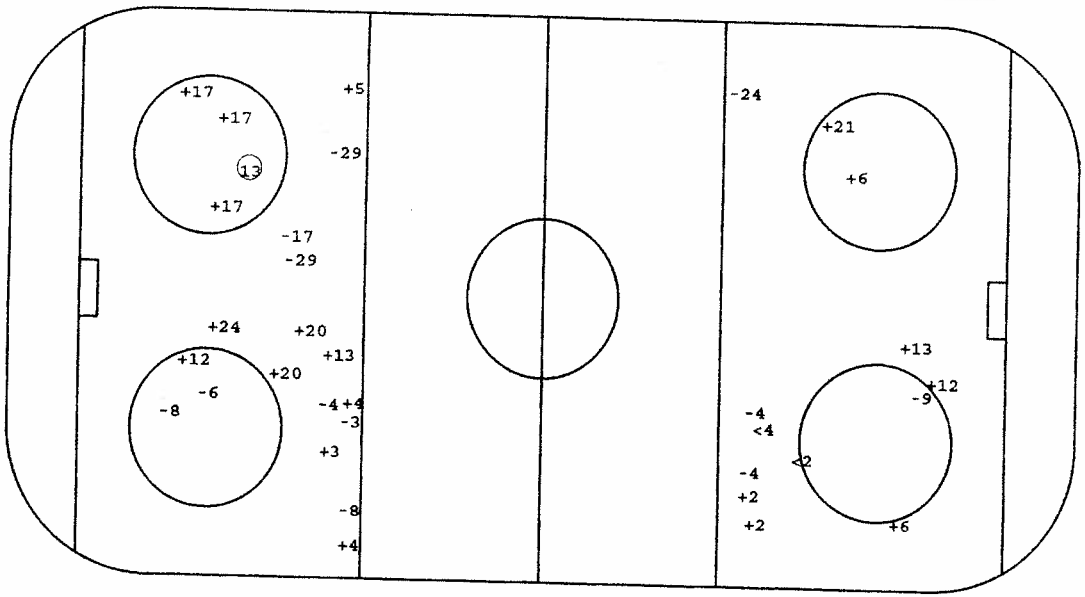

CZE **GK 1**

GK 2

O Goal +SSG <SSP -SPG

Face - Offs

DZ	MZ	AZ
-12	9	-23
23	-17	9
15	-17	26
23	-15	26
23	-15	9
-26	15	15
-17	15	
23		
15		

Defense Activity

Team	BCH	SCH	BBL	SBL	BAC	PRE	PCL	-LOP	-PAP
USA	6	9	5	28			3	2	3
		3	2	17			18	6	
		4	13				2		
		4	8				24		
							28		
							28		
CZE	6	12	6	27	4	3	24	5	3
	13	16	3	8		14	5	13	26
			4	3		12	3	27	4
			6			13			
			27						
			8						
			16						

Face - Offs

AZ	MZ	DZ
29	-14	20
-14	16	-29
-16	29	-29
-13	16	-14
-29	14	-20
16	-14	-29
29	-29	
-16		
-29		

GK GoalKeeper
SSG Shot Saved by GK
SSP Shot Saved by def.Player

SPG Shot Past Goal
DZ Defence Zone
MZ Middle Zone

AZ Attack Zone
BCH BodyCHeck
SCH Stick Contact Check

BBL BodyBLock
SBL ShotBLock
BAC BAck Checking

PRE Puck REcovery
PCL Puck CLearing
LOP Loss Of Puck

PAP Play Away from Puck

Gestetner

Gestetner

Date: 94. 4.28 **Game No: 13** **Period 3**

CZE **GK 1**

12 21

GK 2

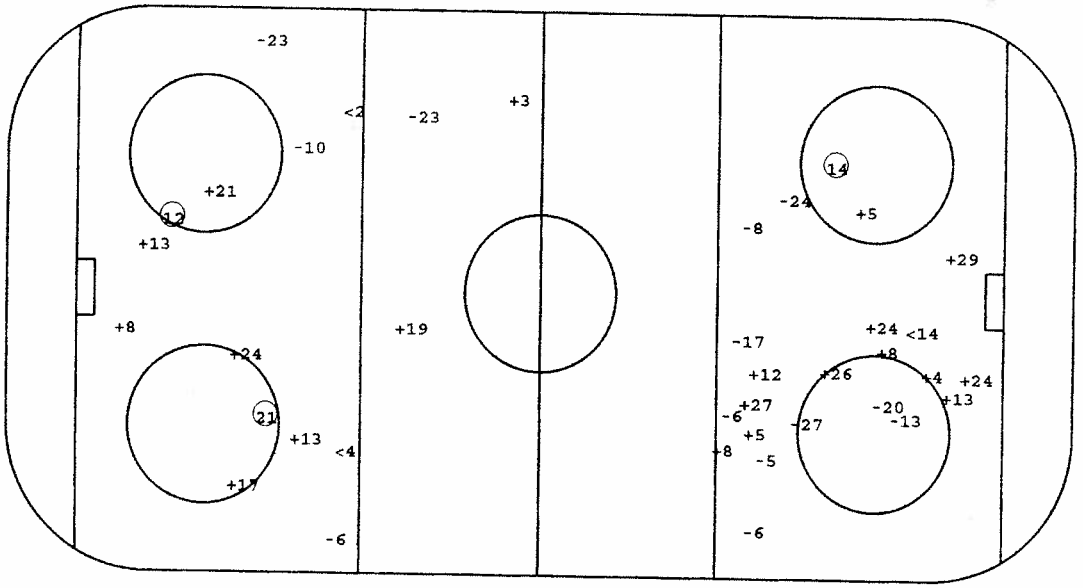

USA **GK 1**

14

GK 30

○Goal +SSG <SSP -SPG

Face - Offs

DZ	MZ	AZ
16	14	-29
-14	-29	14
-24	-16	29
-14	-14	14
	-16	-16
	29	-29
	-29	14
	-14	-29
	-29	29
	14	
	-14	
	29	

Defense Activity

Team	BCH	SCH	BBL	SBL	BAC	PRE	PCL	-LOP	-PAP
CZE		6	4	20	8	13	12	27	6
		8	12					8	6
		3	29					5	5
			26					13	5
			8					6	
			26					13	
USA	3	6	8 6	2		28	4 21		3
	28	3	18	3		8	24 6		2
			10	8		18	15		
			2	26		24	6		
			24	3		2	28		
			21			28	12		
			4			21	2		
			3			13	18		

Face - Offs

AZ	MZ	DZ
- 9	- 9	17
15	17	-15
15	9	-17
9	15	- 9
	15	17
	-26	26
	17	-17
	17	15
	15	-15
	-26	
	26	
	-17	

GK GoalKeeper
SSG Shot Saved by GK
SSP Shot Saved by def.Player

SPG Shot Past Goal
DZ Defence Zone
MZ Middle Zone

AZ Attack Zone
BCH BodyCHeck
SCH Stick Contact Check

BBL BodyBLock
SBL ShotBLock
BAC BAck Checking

PRE Puck REcovery
PCL Puck CLearing
LOP Loss Of Puck

PAP Play Away from Puck





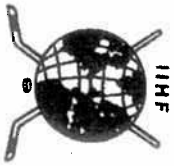

Gestetner

Players by Team CZE

Including Game No.:12

Family & Surname	No	Po	GP	PI	G	A1	A2	PTS	S	SG%	SSG	SSP	SPG	PPG	SHG	GWG	GTG	GAP	PIM	AVG	2	5	10	GMP	DAC	BCH	SCH	BBL	BAC	SBL	PRE	PCL	LOP	PAP	POP	NEP	+/-	FO+	FO-	FO%
BRIZA Petr	1	GK	3	2	0	0	0	0	0	0.00	0	0	0	0	0	0	0	0	0	0.00	0	0	0	0	0	0	0	0	0	0	0	0	0	0	7	9	-2	0	0	0.00
TUREK Roman	2	GK	3	1	0	0	0	0	2	0.00	2	0	0	0	0	0	0	0	0	0.00	0	0	0	0	1	0	0	0	1	0	0	0	0	0	5	2	3	0	0	0.00
HOLAN Milos	4	LD	3	3	0	2	0	2	24	0.00	15	5	4	0	0	0	0	0	4	1.33	2	0	0	0	24	2	2	15	1	2	1	2	0	1	4	4	0	0	0	0.00
KADLEC Drahomir	5	RD	3	3	1	0	0	1	13	7.69	8	1	3	0	0	0	0	0	0	0.00	0	0	0	0	-1	0	1	1	0	4	1	3	7	4	3	4	-1	0	0	0.00
SCERBAN Bedrich	6	RD	3	3	0	0	0	0	10	0.00	6	0	4	0	0	0	0	0	0	0.00	0	0	0	0	17	2	3	10	0	1	1	4	1	3	3	6	-3	0	0	0.00
HAMRLIK Roman	7	LD	3	1	0	0	0	0	3	0.00	2	1	0	0	0	0	0	0	0	0.00	0	0	0	0	8	1	1	3	0	1	0	3	1	0	2	0	2	0	0	0.00
KUCERA Frantisek	8	RD	3	3	0	0	0	0	16	0.00	11	1	4	0	0	0	0	0	2	.67	1	0	0	0	18	4	3	7	1	4	0	4	2	3	5	6	-1	0	0	0.00
MECIAR Stanislav	27	RD	3	3	0	0	0	0	10	0.00	5	3	2	0	0	0	0	0	2	.67	1	0	0	0	11	0	3	6	0	5	1	3	4	3	5	1	4	0	0	0.00
KASTAK Kamil	12	LW	3	3	1	0	1	2	14	7.14	11	1	1	0	0	0	0	0	0	0.00	0	0	0	0	11	0	1	2	1	0	3	6	1	1	4	5	-1	0	0	0.00
ZEMLICKA Richard	13	LW	3	3	3	0	1	4	13	23.08	6	2	2	0	0	0	0	0	4	1.33	2	0	0	0	1	1	0	1	0	0	2	1	4	0	5	3	2	0	1	0.00
KUCERA Jiri	14	CE	3	3	3	0	0	3	9	33.33	3	1	2	2	0	1	0	0	0	0.00	0	0	0	0	3	0	0	1	0	1	2	1	2	0	3	3	0	33	41	44.59
DOPITA Jiri	16	CE	3	3	1	0	0	1	9	11.11	7	0	1	1	0	0	0	0	0	0.00	0	0	0	0	15	2	2	5	0	1	3	2	0	0	3	6	-3	33	29	53.23
SRSEN Tomas	17	RW	3	3	1	1	0	2	15	6.67	9	1	4	0	0	0	0	0	0	0.00	0	0	0	0	2	0	0	1	0	0	1	1	1	0	3	4	-1	0	0	0.00
JANECKY Otakar	20	RW	3	3	0	0	2	2	11	0.00	7	1	3	0	0	0	0	0	0	0.00	0	0	0	0	1	0	1	0	0	1	2	1	2	2	3	3	0	3	1	75.00
HORAK Roman	23	CE	3	3	0	0	0	0	5	0.00	2	3	0	0	0	0	0	0	0	0.00	0	0	0	0	3	0	2	0	0	1	0	0	0	0	2	0	2	0	0	0.00
RUCINSKY Martin	24	LW	3	3	1	2	0	3	13	7.69	9	0	3	0	0	0	0	2	6	2.00	3	0	0	0	11	2	1	2	1	2	1	2	0	0	6	2	4	0	1	0.00
DOLEZAL Jiri	26	LW	3	3	0	1	0	1	7	0.00	4	2	1	0	0	0	0	0	0	0.00	0	0	0	0	12	1	1	5	0	1	4	2	0	2	3	3	0	0	1	0.00
BERANEK Josef	29	CE	3	3	1	2	0	3	19	5.26	9	2	7	0	0	0	0	0	0	0.00	0	0	0	0	7	0	1	3	0	0	2	1	0	0	6	2	4	35	31	53.03
TEJKL Petr	3	RD	3	1	0	0	0	0	7	0.00	2	1	4	0	0	0	0	0	0	0.00	0	0	0	0	4	1	2	2	0	1	1	1	2	2	0	1	-1	0	0	0.00
BIEGL Radek	30	GK	3	0	0	0	0	0	0	0.00	0	0	0	0	0	0	0	0	0	0.00	0	0	0	0	0	0	0	0	0	0	0	0	0	0	0	0	0	0	0	0.00

Family & Surname	No	Po	GP	PI	MIP	MPI%	SOG	GA	SVS	SVS%	GAA	GKC	SHGA	SO	AVG	2	5	10	GMP	GAP
BRIZA Petr	1	GK	3	2	120.00	66.67	56	9	47	83.93	4.50	72.31	1	0	0.00	0	0	0	0	0
TUREK Roman	2	GK	3	1	60.00	33.33	15	2	13	86.67	2.00	26.66	0	0	0.00	0	0	0	0	0
BIEGL Radek	30	GK	3	0	0.00	0.00	0	0	0	0.00	0.00	0.00	0	0	0.00	0	0	0	0	0

Gestetner

Players by Team USA

Including Game No.:12

Family & Surname	No	Po	GP	PI	G	A1	A2	PTS	S	SG%	SSG	SSP	SPG	PPG	SHG	GWG	GTG	GAP	PIM	AVG	2	5	10	GMP	DAC	BCH	SCH	BBL	BAC	SBL	PRE	PCL	LOP	PAP	POP	MEP	+/-	FO+	FO-	FO%
HEBERT Guy	1	GK	3	3	0	0	0	0	0	0.00	0	0	0	0	0	0	0	0	0	0.00	0	0	0	0	0	0	0	0	0	0	0	0	0	0	17	6	11	0	0	0.00
KUNTAR Les	30	GK	3	0	0	0	0	0	0	0.00	0	0	0	0	0	0	0	0	0	0.00	0	0	0	0	0	0	0	0	0	0	0	0	0	0	0	0	0	0	0	0.00
LITTMAN David	29	GK	3	0	0	0	0	0	0	0.00	0	0	0	0	0	0	0	0	0	0.00	0	0	0	0	0	0	0	0	0	0	0	0	0	0	0	0	0	0	0	0.00
BEERS Bob	3	RD	3	3	1	0	0	1	11	9.09	6	2	2	1	0	1	0	0	0	0.00	0	0	0	0	0	0	0	0	0	0	0	0	0	0	0	0	0	0	0	0.00
CHAMBERS Shawn	4	LD	3	3	0	0	1	1	14	0.00	4	6	4	0	0	0	0	0	4	1.33	2	0	0	0	20	2	3	9	1	2	3	3	0	4	7	2	5	0	0	0.00
HILL Sean	28	RD	3	3	0	0	1	1	12	0.00	7	3	2	0	0	0	0	0	0	0.00	0	0	0	0	19	4	3	6	0	3	3	4	2	2	3	1	2	0	0	0.00
MCSWEEN Don	24	RD	3	3	0	1	0	1	4	0.00	3	0	1	0	0	0	0	0	0	0.00	0	0	0	0	13	0	1	4	0	3	4	2	1	0	7	2	5	0	0	0.00
NEATON Pat	6	LD	3	3	2	0	0	2	10	20.00	5	2	1	0	0	0	0	0	6	2.00	3	0	0	0	13	1	4	7	0	0	1	2	1	1	4	2	2	0	0	0.00
RICHTER Barry	5	LD	3	3	0	0	0	0	3	0.00	2	0	1	0	0	0	0	0	2	.67	1	0	0	0	10	1	1	5	1	1	1	0	0	0	1	0	1	0	0	0.00
WOLANIN Craig	2	LD	3	3	2	0	0	2	12	16.67	5	4	1	1	0	0	0	0	0	0.00	0	0	0	0	11	2	3	8	0	2	2	3	6	3	6	3	3	0	0	0.00
BOURQUE Phil	18	RW	3	3	0	1	0	1	3	0.00	1	2	0	0	0	0	0	0	2	.67	1	0	0	0	8	1	0	3	0	1	2	2	1	0	2	0	2	0	,0	0.00
CIAVAGLIA Peter	26	CE	3	3	1	0	0	1	5	20.00	2	2	0	0	0	0	0	0	2	.67	1	0	0	0	4	0	0	1	0	2	0	1	0	0	2	0	2	21	16	56.76
COLE Danton	17	CE	3	3	1	1	0	2	9	11.11	7	1	0	0	0	0	0	0	2	.67	1	0	0	0	7	1	1	2	0	2	0	1	0	0	6	0	6	21	18	53.85
LAZARO Jeff	8	LW	3	3	0	0	0	0	5	0.00	4	1	0	0	0	0	0	0	4	1.33	2	0	0	0	8	0	2	4	0	1	2	0	0	1	1	1	0	0	0	0.00
LILLEY John	19	RW	3	3	1	0	0	1	5	20.00	4	0	0	0	0	0	0	1	10	3.33	5	0	0	0	5	0	2	2	0	1	0	1	0	1	3	0	3	2	1	66.67
LINDSAY Bill	21	LW	3	3	3	0	0	3	10	30.00	6	1	0	1	0	1	0	0	0	0.00	0	0	0	0	4	0	0	1	0	0	2	1	0	0	5	1	4	1	0	100.00
PODEIN Shjon	13	LW	3	3	2	1	0	3	6	33.33	3	0	1	0	0	0	0	0	6	2.00	3	0	0	0	5	1	0	1	0	0	1	3	0	0	1	0	1	3	2	60.00
SACCO Joe	10	RW	3	3	0	1	0	1	5	0.00	3	0	2	0	0	0	0	0	2	.67	1	0	0	0	2	0	0	1	0	0	0	1	0	0	2	0	2	5	-3	0	0.00
SWEENEY Tim	12	LW	3	3	3	2	0	5	8	37.50	4	1	0	1	0	1	0	0	0	0.00	0	0	0	0	3	0	2	1	0	0	1	1	0	2	7	4	3	10	19	34.48
WEIGHT Doug	9	CE	3	3	0	4	0	4	6	0.00	4	1	1	0	0	0	0	1	10	3.33	5	0	0	0	3	0	1	2	0	0	0	0	0	0	5	1	4	26	23	53.06
YOUNG Scott	23	RW	3	3	1	0	0	1	15	6.67	7	3	4	0	0	0	0	0	2	.67	1	0	0	0	5	0	0	3	0	1	1	0	0	0	5	0	5	5	2	71.43
JANNEY Craig	15	CE	3	2	0	1	2	3	1	0.00	0	1	0	0	0	0	0	0	0	0.00	0	0	0	0	2	0	1	0	0	0	0	1	0	0	5	2	3	24	15	61.54

Family & Surname	No	Po	GP	PI	MIP	MPI%	SOG	GA	SVS	SVS%	GAA	GKC	SHGA	SO	AVG	2	5	10	GMP	GAP
HEBERT Guy	1	GK	3	3	180.00	100.00	93	6	87	93.55	2.00	12.90	2	0	0.00	0	0	0	0	0
KUNTAR Les	30	GK	3	0	0.00	0.00	0	0	0	0.00	0.00	0.00	0	0	0.00	0	0	0	0	0
LITTMAN David	29	GK	3	0	0.00	0.00	0	0	0	0.00	0.00	0.00	0	0	0.00	0	0	0	0	0



C.O.N.I.





ICEHOCKEY WORLD CHAMPIONSHIP / POOL - A / BOLZANO/BOZEN - VAL DI FASSA - MILANO / ITALIA - 25.04. - 08.05.1994

Date: 28. 4.94 Start:20:00 End:22:12 Place:Val di Fassa Game Nr.: 15 Page 1 of 1

Team A: FRA

Family & Given Name	Nr	Pos	P	G	Time	S	A1	A2	GS	Positive Part A	Negative Part B
KLÖMEN Petri	29	*GK	Y								
VALLIERE Michel	31	GK	N								
ROTON Christophe	3	LD	N								
WOODBURN Steven	5	*LD	Y								
ORSOLINI Lionel	6	LD	N								
BARIN Stephane	7	RW	N								
BRIAND Arnaud	8	*RW	Y								
KUHN Patrick	9	LW	N								
POUSSE Pierre A	10	CE	N								
RABIN Mickael	11	LW	N								
[illegible] Philippe	12	*LW	Y								
[illegible]E Benoit	14	RW	N								
LEMOINE Jean-Philip	16	*LD	Y								
MAIA Pierrick A	17	CE	N								
LEMARQUE Eric	18	LW	N								
LEBLANC Michel	20	LD	N								
SCHENKLON Gerald	23	RD	N								
PEREZ Denis C	24	RD	N								
POUDRIER Serge	27	RD	N								
ROBE Roger	28	RW	N								
RAJCHKOWSKI Franck	32	*CE	Y								

Time	Nr	Min	Offence	Start	End
4.56	10	2	SLASH	4.56	6.56
10.29	7	2	HOLD	10.29	12.16
15.07	12	2	BOARD	15.07	17.07
15.58	32	2	ROUGH	15.58	17.58
25.57	9	2	TRIP	25.57	27.57
31.31	8	2	HOOK	31.31	33.31
36.31	20	2	BRO-ST	36.31	38.31
40.20	16	2	ELBOW	40.20	41.48
58.51	28	2	HOLD	58.51	0.00

Coach:LARSSON Kjell Coach:SOZZI Jean Claude Manager:FRANCHETERRE Patrick

Team B: SWE

Family & Given Name	Nr	Pos	P	G	Time	S	A1	A2	GS	Positive Part B	Negative Part A
NORDSTRÖM Roger	30	*GK	Y	1	1.14	11			EQ	30 11 17 3 19 12	29 3 20 10 14 18
MÅLO Tommy	35	GK	N	2	12.16	8			PP	30 8 34 13 18 26	29 3 20 17 14
ÅSÖDIN Tommy	2	*RD	Y	3	21.48	12	3	17	EQ	30 12 3 17 11 23	29 3 20 18 14 10
ANDERSSON Peter	3	LD	N	4	41.48	26	34	18	PP	30 26 34 18 13 8	29 3 20 14 17
SVENSSON Magnus	8	LD	N	5	42.44	12			EQ	30 12 3 19 17 11	29 16 23 14 10 17
HANSSON Roger	11	LW	N	6	43.58	18	13		EQ	30 18 13 8 26 34	29 3 20 32 8 12
BACKELL Andreas	12	RW	N								
ÖSTEDIN Mats	13	RW	N								
STILLMAN Fredrik A	14	*LD	Y								
BERGKOG Stefan	15	CE	N								
[illegible]CK Patrik	16	*LW	Y								
[illegible]N Jan	17	CE	N								
[illegible]QVIST Jonas A	18	LW	N								
JÖNSSON Kenny	19	RD	N								
JÖNSSON Jörgen	20	CE	N								
BERGLUND Charles C	22	*CE	Y								
ANDERSSON Mikael	23	*RW	Y								
JOHANSSON Mikael	26	CE	N								
JOHANSSON Roger	34	RD	N								

Time	Nr	Min	Offence	Start	End
13.57	2	2	INTERF	13.57	15.57
14.32	3	2	CROSS	14.32	16.32
54.40	12	5	CROSS	54.40	59.40
54.40	12	20	GA-MISC	59.40	60.00

Coach:LUNDMARK Curt Coach:MARTS Per Manager:ENGLUND Christer

Game Summary

P	GF:GA	SSG	SSP	SPG	SOG	S	PIM	TPP	PPG	SHG	FO+	DAC
1	0:2	8:19	1:4	1:3	8:21	10:28	8:4	2.00:5.47	0:1	0:0	10:10	18:18
2	0:1	3:10	0:6	1:8	3:11	4:25	6:0	0.00:6.00	0:0	0:0	5:12	22:13
3	0:3	5:11	2:3	3:4	5:14	10:21	4:25	4.11:1.48	0:1	0:0	9:11	11:11
OT	0:6	16:40	3:13	5:15	16:46	24:74	18:29	6.11:14.26	0:2	0:0	24:33	51:42

Goalkeepers Record

Time	GKA	GKB	ENG	A	MIP	B	MIP
0.00	29	30		29	60.00	30	60.00
				31	0.00	35	0.00

Referee	Linesman	Linesman	Goaljudge	Goaljudge	Game-TKP	Pen-TKP	Off.Scorer	Spect.
Stanico,R./IT	Trainer,S./GK	Gasser,T./ITA	De Mattio/ITA	Gagliardi/ITA	De Gregori/IT	De Zulian/ITA	Dell'Orto/ITA	900

Gestetner

Gestetner

FRA **GK 29**

GK 31

Date: 94. 4.28 **Game No: 15** **Period: 1**

SWE **GK 30**

GK 35

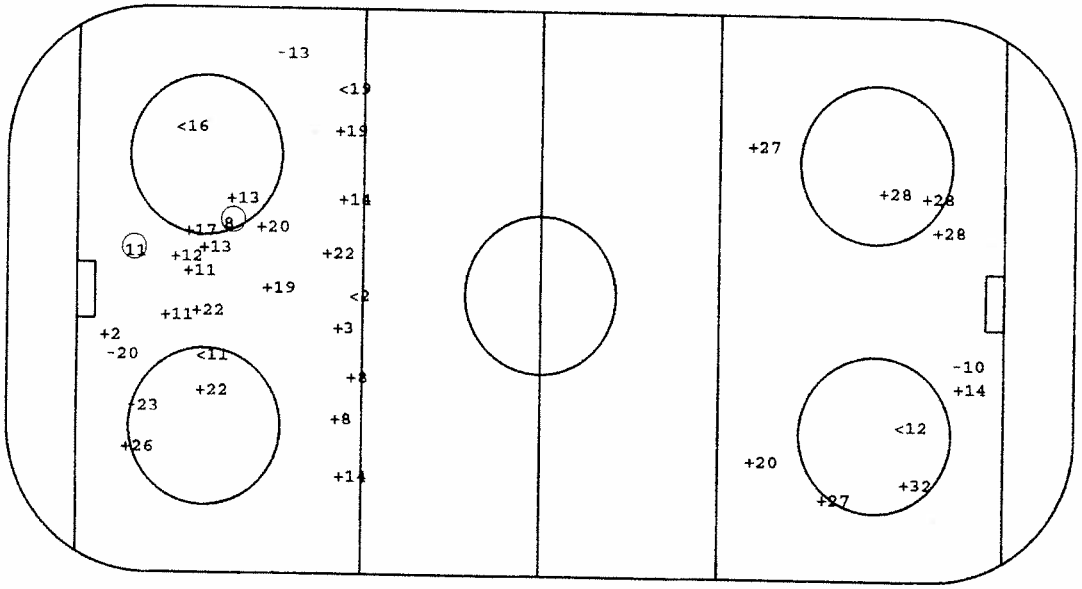

O Goal +SSG <SSP -SPG

Face - Offs

DZ	MZ	AZ
10	32	17
32	-17	17
-32	-10	10
-17	-17	-10
-14	-32	
10	32	
10	-17	
10		
-32		

Defense Activity

Team	BCH	SCH	BBL	SBL	BAC	PRE	PCL	-LOP	-PAP
FRA	32	11	24 10		28	12	27	32	20
		24	3		14	24	27	29	18
		32	28			12	20		24
		24	7			3	17		8
		7	3				14		32
			5						28
			12						
			17						
SWE		14	26 22	18		14	8		
		17	8 8	17			34		
		3	20						
			23						
			12						
			34						
			3						
			2						

Face - Offs

AZ	MZ	DZ
-17	-22	-26
-15	26	-26
13	17	-22
26	26	26
13	17	
-13	-17	
-15	22	
-22		
17		

GK GoalKeeper
SSG Shot Saved by GK
SSP Shot Saved by def.Player

SPG Shot Past Goal
DZ Defence Zone
MZ Middle Zone

AZ Attack Zone
BCH BodyCHeck
SCH Stick Contact Check

BBL BodyBLock
SBL ShotBLock
BAC BAck Checking

PRE Puck REcovery
PCL Puck CLearing
LOP Loss Of Puck

PAP Play Away from Puck

Gestetner

SWE **GK 30**

GK 35

Date: 94. 4.28 **Game No: 15** **Period: 2**

FRA **GK 29**

12

GK 31

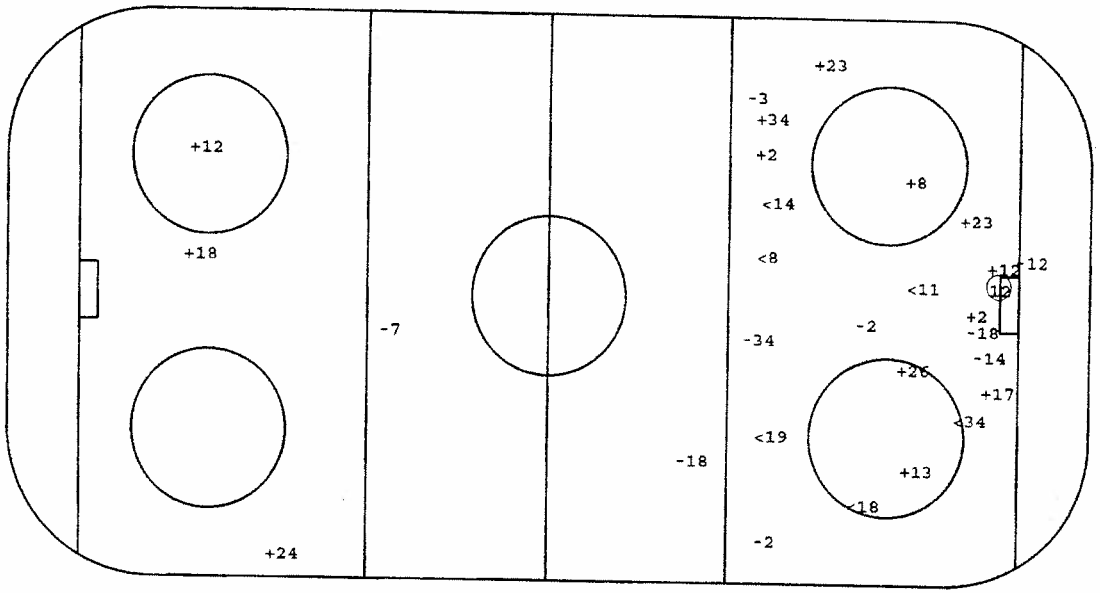

O Goal +SSG <SSP -SPG

Face - Offs

DZ	MZ	AZ
	22	-26
	22	-26
	17	13
	26	22
	26	-26
	22	-26
	22	22
	-17	
	17	
	26	

Defense Activity

Team	BCH	SCH	BBL	SBL	BAC	PRE	PCL	-LOP	-PAP
SWE	8	11	8	34			13		
	19	23	8				2		
			8						
			17						
			17						
			17						
FRA	3	8	12 23	24	10	8	8	18	10
	11	12	29	7	7	12	11	3	20
	12	8	12	12		11	23	23	
		16	3				24	23	
			16						
			20						
			8						
			16						

Face - Offs

AZ	MZ	DZ
	-32	17
	-10	32
	-17	-10
	-11	-14
	-10	17
	-17	23
	-17	-10
	17	
	-17	
	-23	

GK GoalKeeper
SSG Shot Saved by GK
SSP Shot Saved by def.Player

SPG Shot Past Goal
DZ Defence Zone
MZ Middle Zone

AZ Attack Zone
BCH BodyCHeck
SCH Stick Contact Check

BBL BodyBLock
SBL ShotBLock
BAC BAck Checking

PRE Puck REcovery
PCL Puck CLearing
LOP Loss Of Puck

PAP Play Away from Puck

Gestetner

Date: 94. 4.28 **Game No: 15** **Period: 3**

FRA GK 29



GK 31



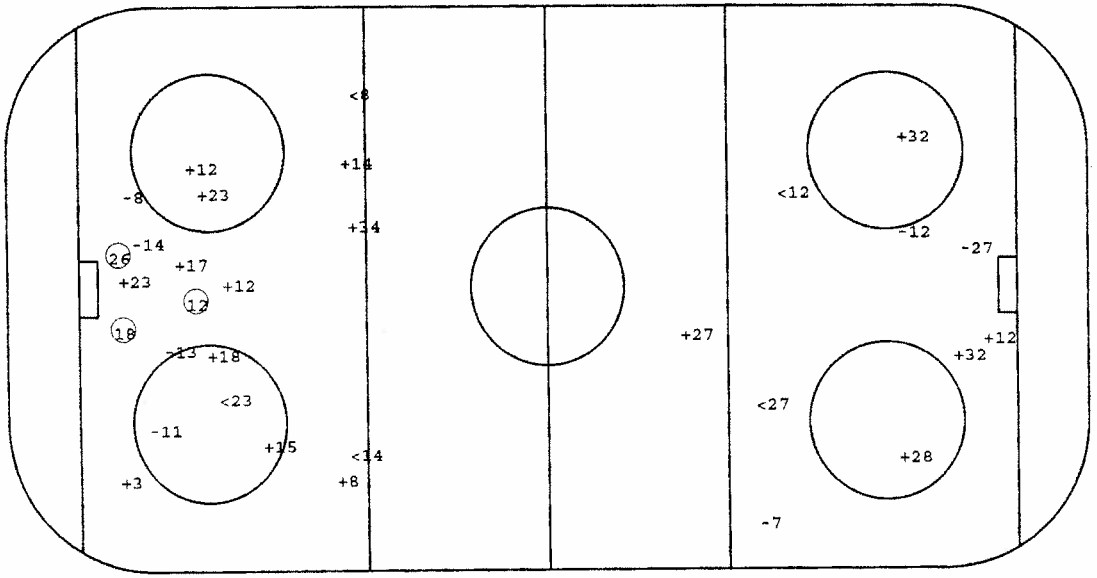

SWE GK 30



GK 35



O Goal +SSG <SSP -SPG

Face - Offs

DZ	MZ	AZ
12	32	17
12	-17	-10
8	10	-10
-10	-17	-10
-14	-17	10
32	-10	
-32	-10	
	32	

Defense Activity

Team	BCH	SCH	BBL	SBL	BAC	PRE	PCL	-LOP	-PAP
FRA	3	6	16	3	9	28	12	24	3
		24	24	23			14	20	24
		23	16	23			3	16	8
		20	12					16	16
		24	23					3	
			23					16	
			32						
SWE	16	17	2	2		23	2	14	
			3			8	13		
			8				2		
							17		

Face - Offs

AZ	MZ	DZ
-15	-13	-26
-13	17	17
-13	-13	13
17	26	17
17	17	-13
-17	26	
17	20	
	-15	

GK GoalKeeper
SSG Shot Saved by GK
SSP Shot Saved by def.Player
SPG Shot Past Goal
DZ Defence Zone
MZ Middle Zone
AZ Attack Zone
BCH BodyCHeck
SCH Stick Contact Check
BBL BodyBLock
SBL ShotBLock
BAC BAck Checking
PRE Puck REcovery
PCL Puck CLearing
LOP Loss Of Puck
PAP Play Away from Puck

Gestetner

Players by Team FRA

Including Game No.:15

Family & Surname	No	Po	GP	PI	G	A1	A2	PTS	S	SG%	SSG	SSP	SPG	PPG	SHG	GWG	GTG	GAP	PIM	AVG	2	5	10	GMP	DAC	BCH	SCH	BBL	BAC	SBL	PRE	PCL	LOP	PAP	POP	NEP	+/-	FO+	FO-	FO%
DUMN Patrick	9	LW	3	3	0	0	0	0	0	0.00	0	0	0	0	0	0	0	0	4	1.33	2	0	0	0	3	0	1	1	2	0	2	1	2	2	2	2	0	0	0	0.00
POUSSE Pierre	10	CE	3	3	0	0	0	0	3	0.00	2	0	1	0	0	0	0	0	2	.67	1	0	0	0	7	0	1	2	2	1	1	2	0	2	0	6	-6	24	25	48.98
MOYON Christophe	3	LD	3	3	0	0	0	0	2	0.00	0	1	1	0	0	0	0	0	2	.67	1	0	0	0	17	6	2	8	3	1	4	1	4	4	0	8	-8	0	0	0.00
GUENNELON Gerald	23	RD	3	3	0	0	0	0	0	0.00	0	0	0	0	0	0	0	0	0	0.00	0	0	0	0	6	1	1	3	0	3	0	1	3	0	0	1	-1	1	1	50.00
LEMARQUE Eric	18	LW	3	3	0	0	0	0	1	0.00	1	0	0	0	0	0	0	0	0	0.00	0	0	0	0	4	1	4	0	1	0	0	2	2	2	0	4	-4	2	0	100.00
VILLE Christophe	21	CE	3	1	0	0	0	0	1	0.00	0	0	1	0	0	0	0	1	6	6.00	3	0	0	0	1	1	1	0	0	0	0	0	1	0	0	0	0	10	7	58.82
LEMOINE Jean-Phili	16	LD	3	3	0	0	0	0	3	0.00	2	1	0	0	0	0	0	1	6	2.00	3	0	0	0	19	2	3	13	1	3	4	0	4	3	0	6	-6	0	0	0.00
BABIN Mickael	11	LW	3	3	0	0	0	0	3	0.00	1	0	2	0	0	0	0	0	2	.67	1	0	0	0	7	1	1	3	0	1	1	2	1	1	1	3	-2	1	6	14.29
LHENRY Fabrice	30	GK	3	0	0	0	0	0	0	0.00	0	0	0	0	0	0	0	0	0	0.00	0	0	0	0	0	0	0	0	0	0	0	0	0	0	0	0	0	0	0	0.00
PEREZ Denis	24	RD	3	3	0	1	0	1	6	0.00	2	3	1	0	0	0	0	0	0	0.00	0	0	0	0	16	3	7	9	0	3	3	2	4	7	3	2	1	0	0	0.00
BRIAND Arnaud	8	RW	3	3	0	0	0	0	3	0.00	1	1	1	0	0	0	0	0	2	.67	1	0	0	0	13	1	6	5	0	2	3	1	2	3	0	4	-4	1	0	100.00
LEBLANC Michel	20	LD	3	3	0	0	0	0	3	0.00	2	0	1	0	0	0	0	0	2	.67	1	0	0	0	16	0	5	4	0	7	1	5	3	3	1	9	-8	0	0	0.00
MAIA Pierrick	17	CE	3	3	0	0	0	0	3	0.00	3	0	0	0	0	0	0	0	2	.67	1	0	0	0	3	0	1	2	0	0	1	1	0	2	2	6	-4	19	29	39.58
VALLIERE Michel	31	GK	3	0	0	0	0	0	0	0.00	0	0	0	0	0	0	0	0	0	0.00	0	0	0	0	0	0	0	0	0	0	0	0	0	0	0	0	0	0	0	0.00
PAJONKOWSKI Franck	32	CE	3	3	1	0	0	1	14	7.14	8	2	3	0	0	0	0	0	2	.67	1	0	0	0	3	1	3	2	0	1	0	0	3	1	1	5	-4	26	28	48.15
WOODBURN Steven	5	LD	3	3	0	0	0	0	2	0.00	2	0	0	0	0	0	0	0	4	1.33	2	0	0	0	4	1	2	5	0	0	1	0	1	4	0	4	-4	0	0	0.00
LAPORTE Benoit	14	RW	3	3	1	0	0	1	6	16.67	1	3	1	0	0	0	0	0	0	0.00	0	0	0	0	0	0	1	0	1	0	2	2	3	3	1	9	-8	1	3	25.00
POUDRIER Serge	27	RD	3	3	0	0	0	0	15	0.00	8	4	3	0	0	0	0	1	2	.67	1	0	0	0	12	0	5	3	2	2	0	3	2	1	2	2	0	0	0	0.00
DUBE Roger	28	RW	3	3	1	1	0	2	15	6.67	10	2	2	0	0	0	0	0	2	.67	1	0	0	0	6	0	2	2	1	0	3	0	0	2	2	3	-1	0	0	0.00
ORSOLINI Lionel	6	LD	3	3	0	0	0	0	4	0.00	4	0	0	0	0	0	0	0	0	0.00	0	0	0	0	2	0	1	2	0	1	1	0	2	1	0	1	-1	0	1	0.00
YLÖNEN Petri	29	GK	3	3	0	0	0	0	0	0.00	0	0	0	0	0	0	0	0	0	0.00	0	0	0	0	0	0	0	1	0	0	0	0	1	0	3	15	-12	0	0	0.00
BARIN Stephane	7	RW	3	3	0	0	0	0	3	0.00	0	0	3	0	0	0	0	1	2	.67	1	0	0	0	4	0	1	3	1	1	0	0	1	1	0	1	-1	1	3	25.00
BOZON Philippe	12	LW	3	1	0	0	0	0	5	0.00	2	2	1	0	0	0	0	0	2	2.00	1	0	0	0	11	1	1	4	0	1	3	1	0	0	0	1	-1	2	0	100.00

Family & Surname	No	Po	GP	PI	MIP	MPI%	SOG	GA	SVS	SVS%	GAA	GKC	SHGA	SO	AVG	2	5	10	GMP	GAP
LHENRY Fabrice	30	GK	3	0	0.00	0.00	0	0	0	0.00	0.00	0.00	0	0	0.00	0	0	0	0	0
VALLIERE Michel	31	GK	3	0	0.00	0.00	0	0	0	0.00	0.00	0.00	0	0	0.00	0	0	0	0	0
YLÖNEN Petri	29	GK	3	3	180.00	100.00	127	15	112	88.19	5.00	59.05	4	0	0.00	0	0	0	0	0

C.O.N.I.
FISG
Gestetner

Players by Team SWE

Including Game No.:15

Family & Surname	No	Po	GP	PI	G	A1	A2	PTS	S	SG%	SSG	SSP	SPG	PPG	SHG	GWG	GTG	GAP	PIM	AVG	2	5	10	GMP	DAC	BCH	SCH	BSL	BAC	SBL	PRE	PCL	LOP	PAP	POP	NEP	+/-	FO+	FO-	FO%
ANDERSSON Mikael	23	RW	3	3	0	0	0	0	11	0.00	8	2	1	0	0	0	0	0	0	0.00	0	0	0	0	7	0	1	3	1	0	2	0	0	0	1	1	0	1	2	33.33
ANDERSSON Peter	3	LD	3	3	0	1	0	1	9	0.00	6	2	1	0	0	0	0	0	2	.67	1	0	0	0	4	0	2	4	0	0	1	0	1	2	5	3	2	0	0	0.00
BERGLUND Charles	22	CE	3	3	1	0	0	1	7	14.29	3	0	3	0	0	0	0	0	0	0.00	0	0	0	0	4	0	0	4	1	0	1	1	2	1	2	4	-2	26	19	57.78
BERGQVIST Jonas	18	LW	3	3	1	2	1	4	12	8.33	7	2	2	0	0	0	0	0	2	.67	1	0	0	0	2	0	0	2	0	1	0	0	0	1	6	2	4	0	0	0.00
CARNBÄCK Patrik	16	LW	3	3	0	0	0	0	4	0.00	3	1	0	0	0	0	0	0	0	0.00	0	0	0	0	1	2	0	1	0	0	0	1	2	1	0	3	-3	2	0	100.00
HANSSON Roger	11	LW	3	3	1	2	0	3	16	6.25	9	5	1	0	0	1	0	0	2	.67	1	0	0	0	2	0	1	2	1	0	1	0	0	3	6	4	2	0	0	0.00
HEDBERG Johan	1	GK	3	0	0	0	0	0	0	0.00	0	0	0	0	0	0	0	0	0	0.00	0	0	0	0	0	0	0	0	0	0	0	0	0	0	0	0	0	0	0	0.00
JOHANSSON Mikael	26	CE	3	3	1	0	0	1	9	11.11	6	0	2	1	0	0	0	0	0	0.00	0	0	0	0	5	0	0	1	0	0	3	1	0	0	6	2	4	28	33	45.90
JOHANSSON Roger	34	RD	3	3	0	1	0	1	10	0.00	4	1	5	0	0	0	0	0	4	1.33	2	0	0	0	6	3	0	2	0	4	0	1	2	2	6	2	4	0	0	0.00
JUHLIN Patrik	5	RW	3	1	0	0	0	0	0	0.00	0	0	0	0	0	0	0	0	0	0.00	0	0	0	0	0	0	0	0	0	0	0	0	0	0	1	0	1	0	0	0.00
JÖNSSON Kenny	19	RD	3	3	0	0	0	0	14	0.00	6	6	2	0	0	0	0	0	4	1.33	2	0	0	0	2	2	0	2	0	0	2	1	0	5	4	3	1	0	0	0.00
LARSSON Jan	17	CE	3	3	0	0	2	2	8	0.00	7	0	1	0	0	0	0	0	0	0.00	0	0	0	0	9	0	3	4	0	1	2	1	1	1	4	1	3	27	22	55.10
NORDSTRÖM Roger	30	GK	3	1	0	0	0	0	0	0.00	0	0	0	0	0	0	0	0	0	0.00	0	0	0	0	0	0	0	0	0	0	0	0	0	0	6	0	6	0	0	0.00
SALO Tommy	35	GK	3	2	0	0	0	0	0	0.00	0	0	0	0	0	0	0	0	0	0.00	0	0	0	0	0	0	0	0	0	0	0	0	0	0	6	8	-2	0	0	0.00
SJÖDIN Tommy	2	RD	3	3	0	0	0	0	13	0.00	9	2	2	0	0	0	0	0	4	1.33	2	0	0	0	14	2	1	7	0	2	2	3	0	3	2	3	-1	0	0	0.00
STILLMAN Fredrik	14	LD	3	3	0	0	0	0	8	0.00	4	2	2	0	0	0	0	0	0	0.00	0	0	0	0	9	0	4	2	0	5	3	0	2	3	1	3	-2	0	0	0.00
SUNDIN Mats	13	RW	3	3	2	2	0	4	13	15.38	8	1	2	1	0	0	0	0	0	0.00	0	0	0	0	6	0	0	3	0	0	1	2	0	0	6	3	3	5	6	45.45
SVENSSON Magnus	8	LD	3	3	3	0	0	3	15	20.00	8	3	1	2	0	0	0	0	2	.67	1	0	0	0	16	4	1	10	1	0	3	1	2	2	5	2	3	0	0	0.00
ÖRNSKOG Stefan	15	CE	3	3	1	0	0	1	5	20.00	2	1	1	0	0	0	0	0	0	0.00	0	0	0	0	-3	0	1	0	0	0	0	0	0	4	1	3	-2	2	9	18.18
DACKELL Andreas	12	RW	3	2	2	0	0	2	8	25.00	5	0	1	0	0	0	0	0	25	12.50	0	1	0	1	3	0	0	3	0	0	0	0	0	0	4	0	4	0	1	0.00
JÖNSSON Jörgen	20	CE	3	2	0	0	0	0	3	0.00	1	0	2	0	0	0	0	0	2	1.00	1	0	0	0	0	0	0	1	0	0	0	0	0	1	0	1	-1	2	1	66.67

Family & Surname	No	Po	GP	PI	MIP	MPI%	SOG	GA	SVS	SVS%	GAA	GKC	SHGA	SO	AVG	2	5	10	GMP	GAP
HEDBERG Johan	1	GK	3	0	0.00	0.00	0	0	0	0.00	0.00	0.00	0	0	0.00	0	0	0	0	0
NORDSTRÖM Roger	30	GK	3	1	60.00	33.33	16	0	16	100.00	0.00	0.00	0	1	0.00	0	0	0	0	0
SALO Tommy	35	GK	3	2	120.00	66.67	56	8	48	85.71	4.00	57.16	0	0	0.00	0	0	0	0	0

Date: 29. 4.94 Start:16:00 End:18:13 Place:Val di Fassa Game Nr.: 17 1:5 Page 1 of 1

Team A: NOR

Family & Given Name	Nr	Pos	P	G	Time	S	A1	A2	GS	Positive Part A						Negative Part B					
ØSTHASTAD Robert	1	*GK	Y	1	6.58	18	33		SH	1	18	33	12	15		35	20	16	11	23	2
MARTHINSEN Jim	30	GK	N																		
SÆLSTEN Petter C	2	*RD	Y																		
ANDERSEN BÖE Carl O	4	*RD	Y																		
JAKOBSEN Tommy	7	RD	Y																		
HEVOLD Anders	8	LD	Y																		
HOFF Geir A	10	LW	Y																		
BARLIE Vegar	11	*RW	Y																		
FAGERLI Jan Roar	12	RD	Y																		
HÖRSTEBÖ Svein Enok	15	LD	Y																		
THOLD Per Christian	16	LW	Y																		
BAHLSTRÖM Ole Eskil	18	*CE	Y																		
KRISTIANSEN Erik	20	*RW	Y																		
MAGNUSSEN Trond Veg	21	LW	Y																		
THORESEN Petter A	22	RW	Y																		
FINSTAD Morten	23	CE	Y																		
HILSEN Sjur Robert	24	RW	Y																		
SÆLSTEN Jörgen	26	LD	Y																		
JOHANSEN Tom	29	RW	Y																		
OLSEN Öystein	33	LW	Y																		
RATH Marius	37	LW	Y																		
KNUTSEN Espen	41	CE	Y																		

PENALTIES					
Time	Nr	Min	Offence	Start	End
5.03	7	2	HOOK	5.03	7.03
11.13	8	2	ROUGH	11.13	13.13
15.31	33	2	HOOK	15.31	17.25
24.51	7	2	CROSS	24.51	25.59
32.29	24	2	CROSS	32.29	34.29
44.48	8	2	ROUGH	44.48	46.04
55.02	22	2	TRIP	55.02	57.02
59.09	22	2	HOOK	59.09	60.00

Coach:OHLSON Bengt Coach:JOBS Tore Manager:HAUKELAND Jon

Team B: FIN

Family & Given Name	Nr	Pos	P	G	Time	S	A1	A2	GS	Positive Part B						Negative Part A					
TAMMI Jukka	30	GK	N	1	17.25	11			PP	35	11	16	20	23	2	1	2	4	20	18	
NYLLYS Jarmo	35	*GK	Y	2	24.16	24	17	14	EQ	35	24	17	14	23	2	1	21	15	12	41	33
KIPRUSOFF Marko	2	LD	Y	3	25.59	40	20		PP	35	40	20	11	4	26	1	16	10	12	22	
MÄMÄLÄINEN Erik	4	RD	Y	4	27.38	24	17		EQ	35	24	17	14	23	2	1	33	41	4	2	21
JUTILA Timo C	5	*RD	Y	5	46.04	4	9	26	PP	35	4	9	26	42	40	1	12	15	41	11	
OJANEN Janne	8	CE	Y																		
KESKINEN Esa	9	*CE	Y																		
KOIVU Saku	11	CE	Y																		
LAUKKANEN Janne	12	*LD	Y																		
PALO Marko	13	RW	Y																		
SELMINEN Raimo	14	CE	Y																		
ALATALO Mika	15	LW	Y																		
PELTONEN Ville A	16	LW	Y																		
KURRI Jari	17	RW	Y																		
LEHTINEN Jere	20	RW	Y																		
VIRTA Hannu	23	RD	Y																		
KAPANEN Sami	24	LW	Y																		
STRÖMBERG Mika	26	RD	Y																		
NIEMINEN Mika A	40	*CE	Y																		
MÄKELÄ Mikko	42	*RW	Y																		

PENALTIES					
Time	Nr	Min	Offence	Start	End
2.50	13	2	TRIP	2.50	4.50
19.32	42	2	CROSS	19.32	20.32
29.19	15	2	HI-ST	29.19	31.19
32.29	16	2	HOOK	32.29	34.29
38.12	26	2	HOLD	38.12	40.12
39.04	15	2	BENCH	39.04	41.04
52.35	23	2	CROSS	52.35	54.35

Coach:LINDSTRÖM Curt Coach:ARAVIRTA Hannu Manager:RIIHIRANTA Heikki

Game Summary

P	GF:GA	SSQ	SSP	SPQ	SOG	S	PIM	TPP	PPG	SHG	PO+	DAC
1	1:1	4:8	1:1	2:3	5:9	8:13	6:4	2.28:5.54	0:1	1:0	14:13	18:10
2	0:3	5:8	2:3	3:1	5:11	10:15	4:8	4.20:1.08	0:1	0:0	10:12	6:19
3	0:1	7:8	2:9	1:4	7:9	10:22	6:2	3.04:4.07	0:1	0:0	12:13	21:17
SU	1:5	16:24	5:13	6:8	17:29	28:50	16:14	9.52:11.09	0:3	1:0	36:38	45:46

Goalkeepers Record

Time	GKA	GKB	ENG	A	MIP	B	MIP
0.00	1	35		1	60.00	35	60.00
				30	0.00	30	0.00

Referee	Linesman	Linesman	Goaljudge	Goaljudge	Game-TKP	Pen-TKP	Off.Scorer	Spect.
Simonds,B./CA	Nosov,V./RUS	Karabanov/RUS	Scanacapra/IT	Spinella/ITA	Davarda/ITA	Giuliani/ITA	Dell'Orto/ITA	1000

Gestetner

Date: 94. 4.29 **Game No: 17** **Period: 1**

NOR GK 1

11

GK 30

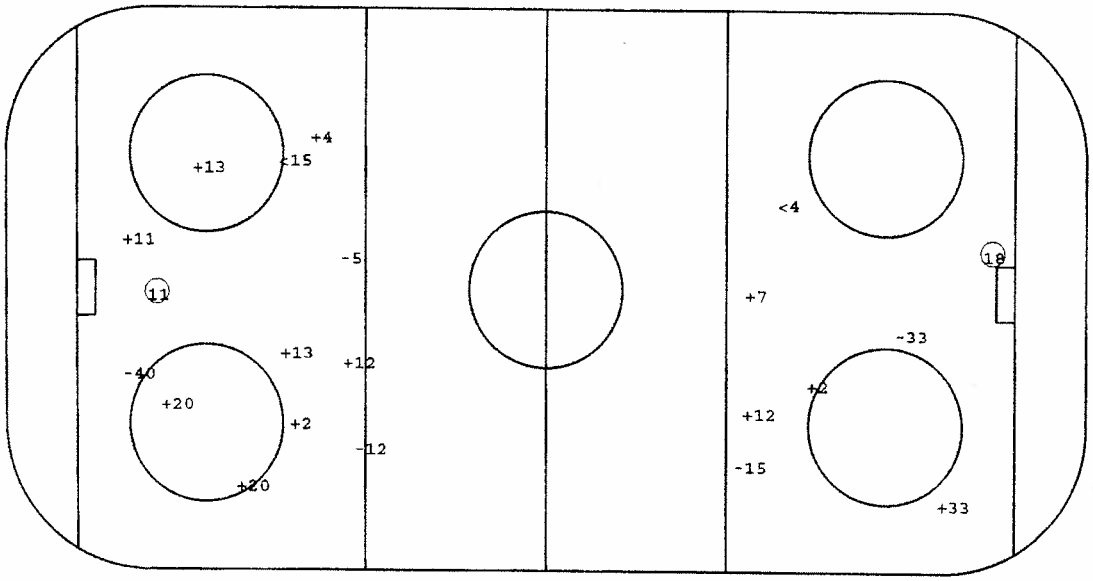

FIN GK 35

18

GK 30

○Goal +SSG <SSP -SPG

Face - Offs

DZ	MZ	AZ
23	-20	22
23	41	-20
22	-41	23
-23	22	-16
-41	20	-20
-20	-20	41
-20	11	
41	20	
	41	
	22	
	-16	
	-41	
	-41	

Defense Activity

Team	BCH	SCH	BBL	SBL	BAC	PRB	PCL	-LOP	-PAP
NOR	2	22	12	15		4	1	20	23
		33	7	11			4	11	4
		2	4				12		
		37	4				41		
		16	8				37		
			10						
			33						
			8						
FIN	12	14	14			4	4	42	2
	5	9	2				40		24
			17						
			13						
			5						
			26						

Face - Offs

AZ	MZ	DZ
-14	9	- 8
- 9	-16	11
-14	14	-11
14	-14	13
14	- 9	9
11	9	-40
11	-11	
- 9	- 9	
	-11	
	-14	
	14	
	8	
	11	

GK GoalKeeper
SSG Shot Saved by GK
SSP Shot Saved by def.Player
SPG Shot Past Goal
DZ Defence Zone
MZ Middle Zone
AZ Attack Zone
BCH BodyCHeck
SCH Stick Contact Check
BBL BodyBLock
SBL ShotBLock
BAC BAck Checking
PRB Puck REcovery
PCL Puck CLearing
LOP Loss Of Puck
PAP Play Away from Puck

Gestetner

FIN **GK 35**

GK 30

Date: 94. 4.29 **Game No: 17** **Period: 2**

NOR **GK 1**

40 24 24

GK 30

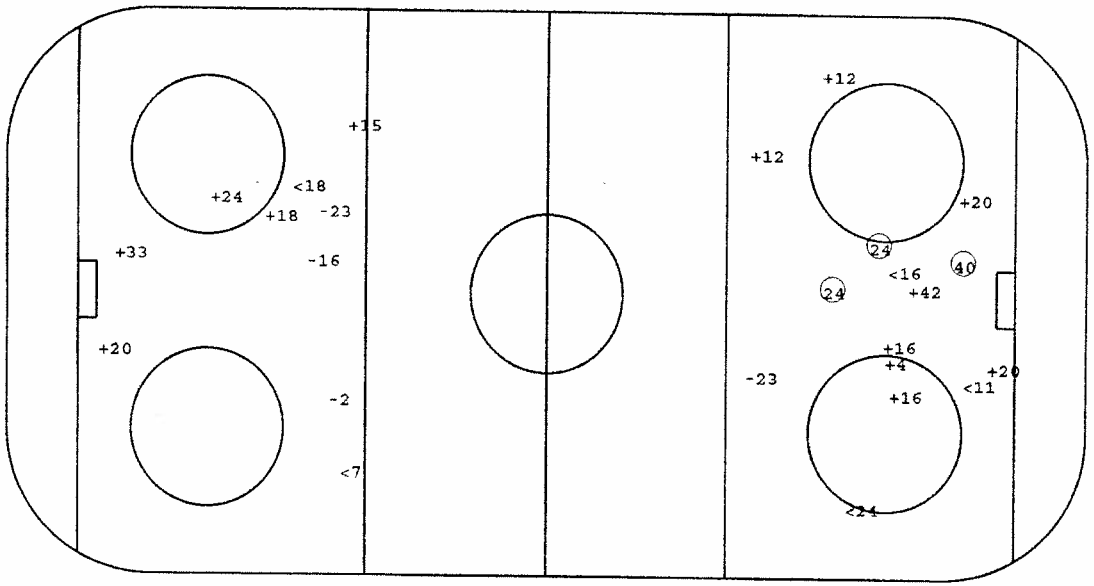

○Goal +SSG <SSP -SPG

Face - Offs

DZ	MZ	AZ
8	9	9
11	-11	-14
9	14	8
- 8	- 8	- 8
9	- 8	- 8
9	9	-11
14	14	-14
-17		

Defense Activity

Team	BCH	SCH	BBL	SBL	BAC	PRE	PCL	-LOP	-PAP
FIN	11	23	2	26		24	4		
	26	5	4	2		17	17		
			2			12	5		
			2						
			24						
			26						
			5						
NOR		4	8	7		23	2	7	12
		11	10	7		10		24	2
		4	33	24					22
									4

Face - Offs

AZ	MZ	DZ
-22	-33	-23
-22	41	33
-20	-23	-20
16	22	20
-20	20	18
-20	-23	23
-41	-33	22
33		

GK GoalKeeper
SSG Shot Saved by GK
SSP Shot Saved by def.Player
SPG Shot Past Goal
DZ Defence Zone
MZ Middle Zone
AZ Attack Zone
BCH BodyCHeck
SCH Stick Contact Check
BBL BodyBLock
SBL ShotBLock
BAC BAck Checking
PRE Puck REcovery
PCL Puck CLearing
LOP Loss Of Puck
PAP Play Away from Puck

Gestetner

Gestetner

Players by Team NOR

Including Game No.:15

Family & Surname	No	Po	GP	PI	G	A1	A2	PTS	S	SG%	SSG	SSP	SPG	PPG	SHG	GWG	GTG	GAP	PIM	AVG	2	5	10	GMP	DAC	BCH	SCH	BBL	BAC	SBL	PRE	PCL	LOP	PAP	POP	NEP	+/-	FO+	FO-	FO%
SCHISTAD Robert	1	GK	3	2	0	0	0	0	0	0.00	0	0	0	0	0	0	0	0	0	0.00	0	0	0	0	2	0	0	0	0	0	0	2	0	0	1	5	-4	0	0	0.00
SALSTEN Petter	2	RD	3	3	0	0	0	0	8	0.00	6	0	2	0	0	0	0	0	0	0.00	0	0	0	0	23	1	7	8	1	2	4	5	2	3	3	6	-3	0	0	0.00
ANDERSEN BÖK Carl	4	RD	3	3	0	0	0	0	6	0.00	5	1	0	0	0	0	0	0	2	.67	1	0	0	0	21	3	4	13	0	1	2	4	1	5	2	3	-1	0	0	0.00
JAKOBSEN Tommy	7	RD	3	3	0	0	0	0	5	0.00	1	1	3	0	0	0	0	1	8	2.67	4	0	0	0	21	2	3	6	0	9	1	5	3	2	1	5	-4	0	0	0.00
MYRVOLD Anders	8	LD	3	3	0	0	0	0	1	0.00	0	1	0	0	0	0	0	1	4	1.33	2	0	0	0	4	0	1	4	0	1	0	0	1	1	0	0	0	0	0	0.00
BARLIE Vegar	11	RW	3	3	0	0	0	0	4	0.00	3	1	0	0	0	0	0	0	0	0.00	0	0	0	0	8	0	3	1	0	2	0	4	1	1	0	5	-5	2	0	100.00
FAGERLI Jan Roar	12	RD	3	3	0	0	0	0	6	0.00	4	0	2	0	0	0	0	0	0	0.00	0	0	0	0	18	3	5	5	0	2	2	4	0	3	3	7	-4	0	0	0.00
MØRSTEBØ Svein Eno	15	LD	3	3	0	0	0	0	8	0.00	5	2	1	0	0	0	0	1	2	.67	1	0	0	0	13	0	4	3	0	2	0	5	0	1	4	5	-1	0	0	0.00
KNOLD Per Christia	16	LW	3	3	0	0	0	0	4	0.00	2	0	2	0	0	0	0	0	0	0.00	0	0	0	0	4	0	3	0	0	1	0	2	2	0	2	2	0	3	2	60.00
DAHLSTRÖM Ole Eski	18	CE	3	3	1	0	0	1	12	8.33	4	3	4	0	1	0	0	2	6	2.00	3	0	0	0	3	1	1	1	0	1	1	3	3	2	1	4	-3	2	1	66.67
KRISTIANSEN Erik	20	RW	3	3	0	0	0	0	3	0.00	3	0	0	0	0	0	0	0	0	0.00	0	0	0	0	4	0	4	0	0	1	0	1	1	1	0	5	-5	24	30	44.44
MAGNUSSEN Trond Ve	21	LW	3	3	1	0	0	1	4	25.00	3	0	0	0	0	0	0	0	2	.67	1	0	0	0	2	0	0	0	0	0	0	4	1	1	3	5	-2	0	0	0.00
THORESEN Petter	22	RW	3	3	1	0	0	1	1	100.00	0	0	0	0	0	0	0	0	4	1.33	2	0	0	0	0	1	1	0	0	0	0	1	0	3	1	3	-2	14	11	56.00
FINSTAD Morten	23	CE	3	3	0	0	0	0	5	0.00	2	2	1	0	0	0	0	0	0	0.00	0	0	0	0	5	0	2	1	0	0	3	1	0	2	0	2	-2	18	31	36.73
NILSEN Sjur Robert	24	RW	3	3	0	0	0	0	1	0.00	1	0	0	0	0	0	0	1	6	2.00	3	0	0	0	6	1	0	5	0	1	1	1	2	1	0	1	-1	0	0	0.00
SALSTEN Jörgen	26	LD	3	3	0	0	0	0	2	0.00	1	0	1	0	0	0	0	0	2	.67	1	0	0	0	9	0	1	5	0	2	0	5	2	2	0	2	-2	0	0	0.00
JOHANSEN Tom	29	RW	3	3	0	0	0	0	4	0.00	2	1	1	0	0	0	0	0	0	0.00	0	0	0	0	1	0	0	2	0	0	0	0	0	1	2	3	-1	0	1	0.00
MARTHINSEN Jim	30	GK	3	2	0	0	0	0	0	0.00	0	0	0	0	0	0	0	0	0	0.00	0	0	0	0	0	0	0	0	0	0	0	0	0	0	5	10	-5	0	1	0.00
OLSEN Öystein	33	LW	3	3	0	2	0	2	8	0.00	6	0	2	0	0	0	0	1	4	1.33	2	0	0	0	12	1	4	5	1	0	3	0	1	1	2	3	-1	10	15	40.00
RATH Marius	37	LW	3	3	1	0	0	1	5	20.00	3	1	0	1	0	0	0	0	0	0.00	0	0	0	0	3	0	1	0	0	0	1	3	1	1	1	1	0	1	1	50.00
ALLMAN Steve	35	GK	3	0	0	0	0	0	0	0.00	0	0	0	0	0	0	0	0	0	0.00	0	0	0	0	0	0	0	0	0	0	0	0	0	0	0	0	0	0	0	0.00
KNUTSEN Espen	41	CE	3	3	2	0	0	2	5	40.00	1	1	1	0	0	0	0	0	0	0.00	0	0	0	0	9	1	0	2	0	3	1	2	0	0	4	6	-2	23	19	54.76
HOFF Geir	10	LW	3	1	0	0	0	0	0	0.00	0	0	0	0	0	0	0	0	0	0.00	0	0	0	0	5	0	0	2	0	0	2	1	0	0	0	1	-1	0	0	0.00

Family & Surname	No	Po	GP	PI	MIP	MPI%	SOG	GA	SVS	SVS%	GAA	GKC	SHGA	SO	AVG	2	5	10	GMP	GAP
SCHISTAD Robert	1	GK	3	2	70.32	39.19	32	5	27	84.38	4.25	66.38	3	0	0.00	0	0	0	0	0
MARTHINSEN Jim	30	GK	3	2	109.28	60.81	64	10	54	84.38	5.48	85.59	3	0	0.00	0	0	0	0	0
ALLMAN Steve	35	GK	3	0	0.00	0.00	0	0	0	0.00	0.00	0.00	0	0	0.00	0	0	0	0	0

Gestetner

Date: 94. 4.29 **Game No: 17** **Period: 3**

NOR GK 1

4

GK 30

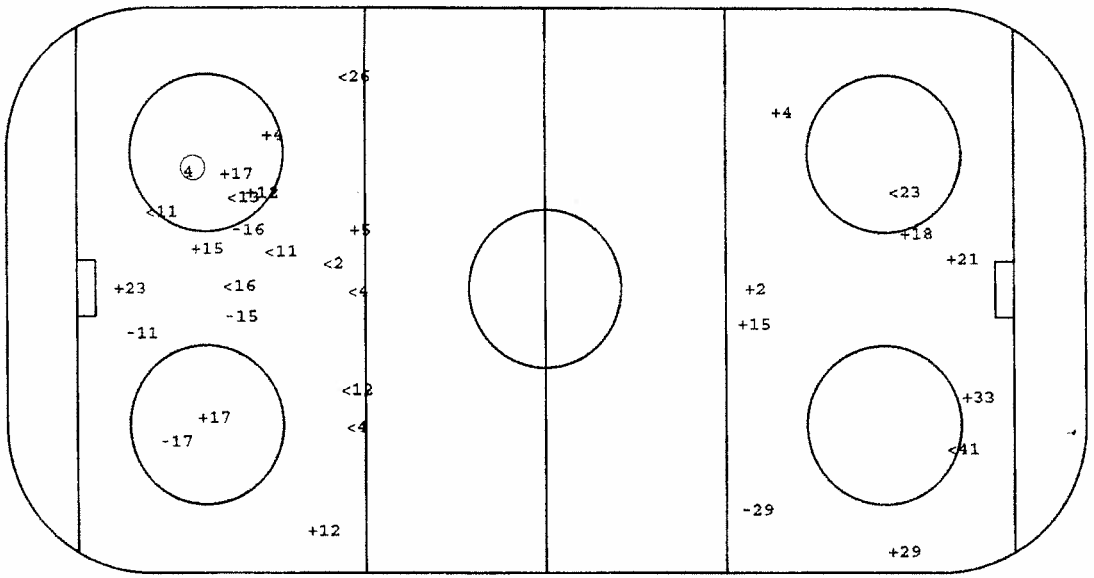

O Goal +SSG <SSP -SPG

FIN GK 35

GK 30

Face - Offs

DZ	MZ	AZ
20	22	-23
-20	41	-41
41	33	-33
41	23	-23
22	-20	
-22	-20	
-20		
-23		
23		
-22		
-20		
-41		
23		
22		
16		

Defense Activity

Team	BCH	SCH	BBL	SBL	BAC	PRE	PCL	-LOP	-PAP
NOR		8	33	16		41	22	16	8
		4	8	41		23	10	2	
		15	33	15		33	4	8	
		23		8		10	11		
		12		7			16		
		16		12					
				7					
FIN	26	9	12	23		17	26	17	
	24	2	4			2	14	9	
			14			2	12		
			5			26			
			23						
			26						
			26						

Face - Offs

AZ	MZ	DZ
- 9	- 8	11
11	-14	14
- 9	- 8	8
- 9	-14	17
-11	9	
9	9	
9		
14		
-14		
11		
9		
14		
- 8		
-11		
-11		

GK GoalKeeper
SSG Shot Saved by GK
SSP Shot Saved by def.Player
SPG Shot Past Goal
DZ Defence Zone
MZ Middle Zone
AZ Attack Zone
BCH BodyCHeck
SCH Stick Contact Check
BBL BodyBLock
SBL ShotBLock
BAC BAck Checking
PRE Puck REcovery
PCL Puck CLearing
LOP Loss Of Puck
PAP Play Away from Puck

Gestetner

Players by Team FIN

Including Game No.:15

Family & Surname	No	Po	GP	PI	G	A1	A2	PTS	S	SG%	SSG	SSP	SPG	PPG	SHG	GWG	GTG	GAP	PIM	AVG	2	5	10	GMP	DAC	BCH	SCH	BBL	BAC	SBL	PRE	PCL	LOP	PAP	POP	WEP	+/-	FO+	FO-	FO%
LEHTINEN Jere	20	RW	3	3	0	1	0	1	13	0.00	12	1	0	0	0	0	0	0	0	0.00	0	0	0	0	7	2	3	0	1	1	0	1	1	0	5	4	1	0	1	0.00
PELTONEN Ville	16	LW	3	3	1	0	0	1	9	11.11	5	2	1	0	0	0	0	0	2	.67	1	0	0	0	3	0	2	1	0	0	2	0	1	1	4	3	1	0	3	0.00
TAMMI Jukka	30	GK	3	0	0	0	0	0	0	0.00	0	0	0	0	0	0	0	0	0	0.00	0	0	0	0	0	0	0	0	0	0	0	0	0	0	0	0	0	0	0	0.00
KUIVALAINEN Pasi	1	GK	3	0	0	0	0	0	0	0.00	0	0	0	0	0	0	0	0	0	0.00	0	0	0	0	0	0	0	0	0	0	0	0	0	0	0	0	0	0	0	0.00
ALATALO Mika	15	LW	3	3	0	0	0	0	4	0.00	1	1	2	0	0	0	0	0	6	2.00	3	0	0	0	-1	0	0	0	0	0	0	0	0	1	0	2	1	0	1	0.00
HÄMÄLÄINEN Erik	4	RD	3	3	1	0	0	1	11	9.09	6	3	1	1	0	0	0	0	2	.67	1	0	0	0	17	0	4	10	1	0	2	5	3	2	4	6	-2	0	0	0.00
KAPANEN Sami	24	LW	3	3	3	0	0	3	9	33.33	3	3	0	0	0	1	0	0	0	0.00	0	0	0	0	4	2	0	2	0	0	1	0	0	1	4	2	2	0	2	0.00
MÄKELÄ Mikko	42	RW	3	3	0	1	0	1	6	0.00	3	2	1	0	0	0	0	0	4	1.33	2	0	0	0	5	0	0	2	0	1	2	1	1	0	4	2	2	0	0	100.00
JUTILA Timo	5	RD	3	3	0	1	0	1	10	0.00	7	2	1	0	0	0	0	0	0	0.00	0	0	0	0	24	5	1	8	2	3	3	5	2	1	4	2	2	0	0	0.00
MYLLYS Jarmo	35	GK	3	3	0	0	0	0	0	0.00	0	0	0	0	0	0	0	0	0	0.00	0	0	0	0	0	0	0	0	0	0	0	0	0	0	0	13	8	5	0	0	0.00
STRÖMBERG Mika	26	RD	3	3	1	0	1	2	3	33.33	0	2	0	0	0	1	0	0	4	1.33	2	0	0	0	33	12	4	13	1	3	1	4	0	5	5	4	1	0	0	0.00
OJANEN Janne	8	CE	3	3	0	0	0	0	1	0.00	1	0	0	0	0	0	0	1	4	1.33	2	0	0	0	6	1	1	0	0	1	4	0	1	0	2	1	1	18	24	42.86
LAUKKANEN Janne	12	LD	3	3	0	0	0	0	13	0.00	9	1	3	0	0	0	0	1	2	.67	1	0	0	0	26	6	4	9	0	4	2	4	1	2	3	3	0	0	0	0.00
NIEMINEN Mika	40	CE	3	3	2	0	0	2	8	25.00	5	0	1	1	0	0	0	0	2	.67	1	0	0	0	6	0	0	1	1	0	1	4	0	1	4	1	3	10	11	47.62
PALO Marko	13	RW	3	3	1	0	0	1	9	11.11	4	3	1	0	0	0	0	0	2	.67	1	0	0	0	5	0	1	1	0	0	3	0	0	0	1	1	0	2	1	66.67
HELMINEN Raimo	14	CE	3	3	0	0	1	1	2	0.00	2	0	0	0	0	0	0	0	0	0.00	0	0	0	0	11	2	2	2	0	0	3	3	1	0	5	2	3	30	18	62.50
KIPRUSOFF Marko	2	LD	3	3	0	1	0	1	11	0.00	6	3	2	0	0	0	0	0	0	0.00	0	0	0	0	8	0	3	6	0	2	5	0	3	5	6	1	5	0	0	0.00
VIRTA Hannu	23	RD	3	3	0	1	0	1	10	0.00	5	2	3	0	0	0	0	0	4	1.33	2	0	0	0	18	4	5	5	1	3	2	2	2	2	5	1	4	0	0	0.00
KURRI Jari	17	RW	3	3	1	3	0	4	10	10.00	7	0	2	0	0	0	0	0	0	0.00	0	0	0	0	12	0	3	1	0	2	5	2	1	0	5	1	4	1	2	33.33
KOIVU Saku	11	CE	3	3	3	0	1	4	13	23.08	5	3	2	1	0	0	0	0	4	1.33	2	0	0	0	2	1	0	0	0	1	1	1	0	1	0	6	4	2	25	19	56.82
KESKINEN Esa	9	CE	3	2	1	1	0	2	5	20.00	2	0	2	0	0	0	0	0	0	0.00	0	0	0	0	5	0	2	1	1	1	1	0	1	0	3	1	2	24	16	60.00

Family & Surname	No	Po	GP	PI	MIP	MPI%	SOG	GA	SVS	SVS%	GAA	GKC	SHGA	SO	AVG	2	5	10	GMP	GAP
TAMMI Jukka	30	GK	3	0	0.00	0.00	0	0	0	0.00	0.00	0.00	0	0	0.00	0	0	0	0	0
KUIVALAINEN Pasi	1	GK	3	0	0.00	0.00	0	0	0	0.00	0.00	0.00	0	0	0.00	0	0	0	0	0
MYLLYS Jarmo	35	GK	3	3	180.00	100.00	79	8	71	89.87	2.67	27.04	2	0	0.00	0	0	0	0	0

Date: 30. 4.94 Start:13:00 End: :00 Place:Val di Fassa Game Nr.: 19 Page 1 of 1

Team A: **FRA**

Family & Given Name	Nr	Pos	P	G	Time	S	A1	A2	GS	Positive Part A						Negative Part B					
VALLIERE Michel	31	*GK	Y	1	57.18	20	18	32	PP	29	20	18	32	28	14	30	17	23	14	2	
TLÖNEN Petri	29	GK	Y																		
BOYON Christophe	3	LD	Y																		
WOODBURN Steven	5	*LD	Y																		
ORSOLINI Lionel	6	LD	Y																		
BARIN Stephane	7	RW	Y																		
BRIAND Arnaud	8	*RW	Y																		
BOHN Patrick	9	LW	Y																		
POUSSE Pierre A	10	CE	Y																		
BABIN Mickael	11	LW	Y																		
BOZON Philippe	12	*LW	Y																		
LAPORTE Benoit	14	RW	Y																		
MOINE Jean-Philip	16	LD	N																		
A Pierrick A	17	CE	Y																		
MARQUE Eric	18	LW	Y																		
LEBLANC Michel	20	LD	Y																		
VILLE Christophe	21	CE	Y																		
GUENNELON Gerald	23	*RD	Y																		
PEREZ Denis C	24	RD	Y																		
POUDRIER Serge	27	RD	Y																		
MBE Roger	28	RW	Y																		
PAJONKOWSKI Franck	32	*CE	Y																		

Time	Nr	Min	Offence	Start	End
1.11	24	2	HOOK	1.11	3.11
1.30	21	2	HOOK	1.30	3.30
14.36	9	2	INTERF	14.36	16.36
33.01	32	2	CROSS	33.01	35.01
33.01	32	10	MISC	35.01	45.01
48.37	7	2	INTERF	48.37	49.23
51.22	23	2	TRIP	51.22	53.22

Coach:LARSSON Kjell Coach:SOZZI Jean Claude Manager:FRANCHETERRE Patrick

Team B: **FIN**

Family & Given Name	Nr	Pos	P	G	Time	S	A1	A2	GS	Positive Part B						Negative Part A					
TAMMI Jukka	30	*GK	Y	1	27.39	42	23		EQ	30	42	23	15	12	5	31	20	28	10	9	14
KILLYS Jarmo	35	GK	N	2	29.06	17			EQ	30	17	4	26	14	24	31	24	27	8	32	12
KIPRUSOFF Marko	2	LD	Y	3	30.16	15	42	8	EQ	30	15	42	8	2	23	31	6	21	3	20	7
KÄMÄLÄINEN Erik	4	RD	Y	4	31.42	5			EQ	30	5	12	14	24	17	31	24	27	28	10	9
JUTILA Timo C	5	*RD	Y	5	32.17	2	23	11	EQ	30	2	23	11	20	16	31	24	27	28	10	9
VANEN Janne	8	CE	Y	6	36.10	16	20		EQ	30	16	20	11	26	4	31	24	20	14	17	18
ESKINEN Esa	9	CE	Y	7	49.23	2	20		PP	30	2	20	11	23	16	29	24	27	14	17	
SEIVU Saku	11	CE	Y	8	58.08	11	26		EQ	30	11	26	20	4	16	29	5	20	10	28	32
LAUKKANEN Janne	12	*LD	Y																		
PALO Marko	13	RW	Y																		
HELMINEN Raimo	14	*CE	Y																		
MATALO Mika	15	LW	Y																		
PELTONEN Ville A	16	LW	Y																		
TURRI Jari	17	*RW	Y																		
NTINEN Jere	20	RW	Y																		
VIRTA Hannu	23	RD	Y																		
KAPANEN Sami	24	*LW	Y																		
STRÖMBERG Mika	26	RD	Y																		
HIRVONEN Mika A	40	CE	Y																		
MÄKELÄ Mikko	42	RW	Y																		

Time	Nr	Min	Offence	Start	End
14.36	13	2	SLASH	14.36	16.36
25.18	42	2	HI-ST	25.18	27.18
36.22	15	2	HI-ST	36.22	38.22
42.42	9	2	HOLD	42.42	44.42
55.43	4	2	HOLD	55.43	57.18

Coach:LINDSTRÖM Curt Coach:ARAVIRTA Hannu Manager:RIIHIRANTA Heikki

Game Summary

P	GF:GA	SSG	SSP	SPG	SOG	S	PIM	TPP	PPG	SHG	FO+	DAC
1	0:0	7:5	0:3	4:4	7:5	11:12	6:2	0.00:2.19	0:0	0:0	6:9	18:15
2	0:6	8:7	2:3	6:6	8:13	16:22	12:4	4.00:2.00	0:0	0:0	15:10	8:13
3	1:2	4:12	1:3	6:1	5:14	12:18	4:4	3.35:2.46	1:1	0:0	17:6	9:14
SUM	1:8	19:24	3:9	16:11	20:32	39:52	22:10	7.35:7.05	1:1	0:0	38:25	35:42

Goalkeepers Record

Time	GKA	GKB	ENG	A	MIP	B	MIP
0.00	31	30		31	36.10	30	60.00
36.10	29			29	23.50	35	0.00

Referee	Linesman	Linesman	Goaljudge	Goaljudge	Game-TKP	Pen-TKP	Off.Scorer	Spect.
Moser,R./SUI	Murray,S./GBR	Trainer,S./GE	Gagliardi/ITA	De Mattio/ITA	Volcan/ITA	De Gregori/IT	Vescovi/ITA	1300

Gestetner

Gestetner

Date: 94. 4.30 **Game No: 19** **Period: 1**

FRA **GK 31**

GK 29

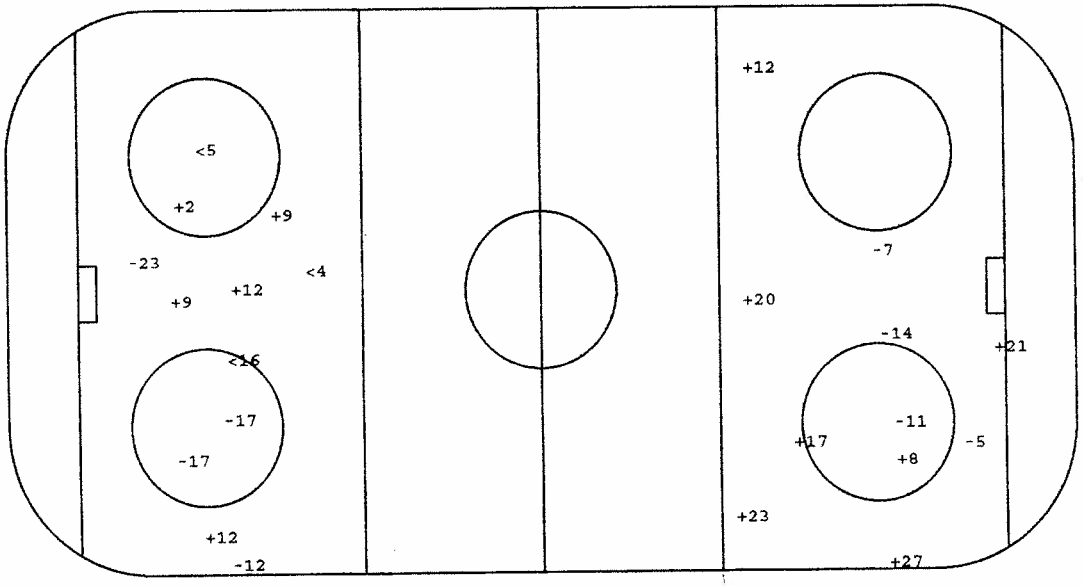

O Goal +SSG <SSP -SPG

FIN **GK 30**

GK 35

Face - Offs

DZ	MZ	AZ
21	-32	14
12	-12	-17
-10	-32	-28
-21	-10	
-21	32	
21	32	

Defense Activity

Team	BCH	SCH	BBL	SBL	BAC	PRE	PCL	-LOP	-PAP
FRA		3	24	27	14	14	5	5	24
		20	24			7	27	3	23
		9	8			5	14		6
		32	7				12		
		17	23						
		24	3						
		28	24						
FIN	5	24	5		16	4	4		
	12		2			15	20		
			26				4		
			12				13		
			23						

Face - Offs

AZ	MZ	DZ
-11	14	-11
-14	9	11
8	9	42
14	9	
14	- 9	
-14	-14	

GK GoalKeeper
SSG Shot Saved by GK
SSP Shot Saved by def.Player

SPG Shot Past Goal
DZ Defence Zone
MZ Middle Zone

AZ Attack Zone
BCH BodyCHeck
SCH Stick Contact Check

BBL BodyBLock
SBL ShotBLock
BAC BAck Checking

PRE Puck REcovery
PCL Puck CLearing
LOP Loss Of Puck

PAP Play Away from Puck

Gestetner

Date: 94. 4.30 **Game No: 19** **Period: 2**

FIN **GK 30**

GK 35

FRA **GK 31**

GK 29

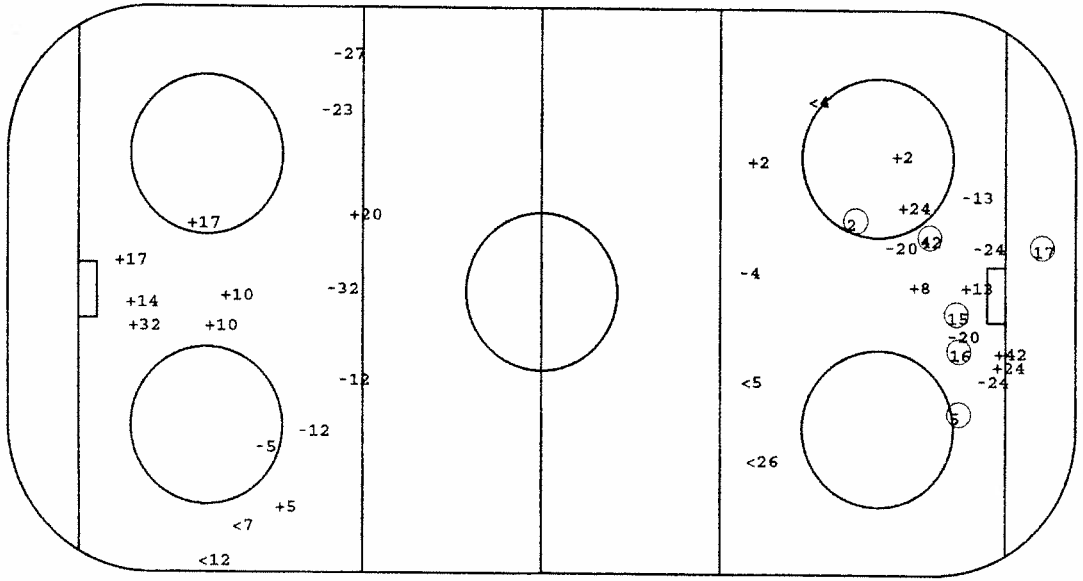

○Goal +SSG <SSP -SPG

Face - Offs

DZ	MZ	AZ
- 9	14	-11
-11	8	-11
-11	- 9	8
	-11	- 9
	9	- 9
	-11	11
	- 8	14
	- 9	16
	- 8	- 8
		14
		- 8
		40
		11

Defense Activity

Team	BCH	SCH	BBL	SBL	BAC	PRE	PCL	-LOP	-PAP
FIN		24	12	12	9	23	2		2
			15	5		17	4		
			4				20		
			26				5		
FRA	32	20	3	5	14	32	32	24	27 20
		23	27			21	6	28	28 18
		20	9			5	23	23	21
		12	23			23	27		3
		5					5		23
									27
									28
									5

Face - Offs

AZ	MZ	DZ
10	-32	21
32	-17	21
17	10	-17
	21	10
	-17	10
	10	-32
	32	-32
	10	- 7
	10	7
		-10
		32
		- 8
		-11

GK GoalKeeper
SSG Shot Saved by GK
SSP Shot Saved by def.Player
SPG Shot Past Goal
DZ Defence Zone
MZ Middle Zone
AZ Attack Zone
BCH BodyCHeck
SCH Stick Contact Check
BBL BodyBLock
SBL ShotBLock
BAC BAck Checking
PRE Puck REcovery
PCL Puck CLearing
LOP Loss Of Puck
PAP Play Away from Puck

Gestetner

Date: 94. 4.30 **Game No: 19** **Period: 3**

FRA **GK 31**

GK 29

2

11

FIN **GK 30**

20

GK 35

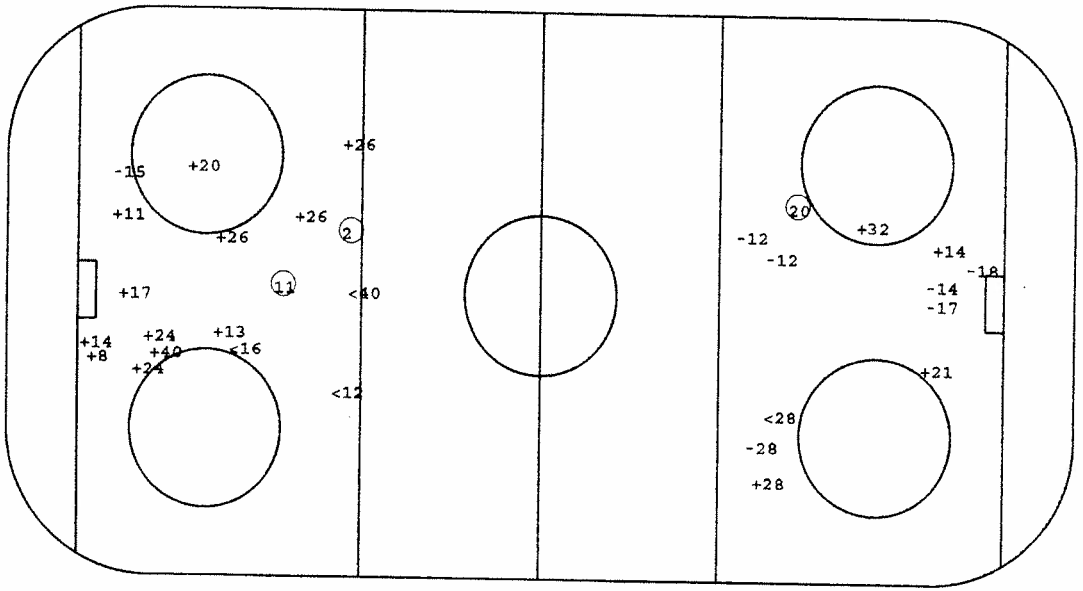

O Goal +SSG <SSP -SPG

Face - Offs

DZ	MZ	AZ
-21	-11	10
-17	-10	21
10	21	-32
11	10	
17	32	
21	32	
12	32	
32	10	
10	-32	
32	21	

Defense Activity

Team	BCH	SCH	BBL	SBL	BAC	PRE	PCL	-LOP	-PAP
FRA	28	24 11 20	5 17 9 23	23 27	5	5 20 27	27	9 5	28 20 9 23
FIN	24 12		26 12 12	20 42	17	2 26 40	26 42 17		

Face - Offs

AZ	MZ	DZ
11	14	-16
8	14	-40
- 9	-11	14
-14	- 8	
-11	- 9	
-14	- 9	
-14	-14	
- 8	-11	
-11	8	
- 8	- 9	

GK GoalKeeper
SSG Shot Saved by GK
SSP Shot Saved by def.Player

SPG Shot Past Goal
DZ Defence Zone
MZ Middle Zone

AZ Attack Zone
BCH BodyCHeck
SCH Stick Contact Check

BBL BodyBLock
SBL ShotBLock
BAC BAck Checking

PRE Puck REcovery
PCL Puck CLearing
LOP Loss Of Puck

PAP Play Away from Puck





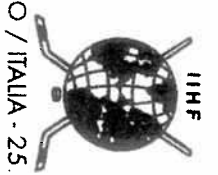

Gestetner

Players by Team FRA

Including Game No.:19

Family & Surname	No	Po	GP	PI	G	A1	A2	PTS	S	SG%	SSG	SSP	SPG	PPG	SHG	GWG	GTG	GAP	PIM	AVG	2	5	10	GMP	DAC	BCH	SCH	BBL	BAC	SBL	PRE	PCL	LOP	PAP	POP	NEP	+/-	FO+	FO-	FO%
DUNN Patrick	9	LW	4	4	0	0	0	0	0	0.00	0	0	0	0	0	0	0	0	6	1.50	3	0	0	0	4	0	2	3	2	0	2	1	3	3	2	5	-3	0	0	0.00
POUSSE Pierre	10	CE	4	4	0	0	0	0	5	0.00	4	0	1	0	0	0	0	0	2	.50	1	0	0	0	7	0	1	2	2	1	1	2	0	2	0	10	-10	36	29	55.38
MOYON Christophe	3	LD	4	4	0	0	0	0	2	0.00	0	1	1	0	0	0	0	0	2	.50	1	0	0	0	18	6	3	10	3	1	4	1	5	5	0	9	-9	0	0	0.00
GUENNELON Gerald	23	RD	4	4	0	0	0	0	2	0.00	1	0	1	0	0	0	0	0	2	.50	1	0	0	0	9	1	2	6	0	4	1	2	4	3	0	1	-1	1	1	50.00
LEMARQUE Eric	18	LW	4	4	0	1	0	1	2	0.00	1	0	1	0	0	0	0	0	2	.50	1	0	0	0	3	1	4	0	1	0	0	2	2	3	1	5	-4	2	0	100.00
VILLE Christophe	21	CE	4	2	0	0	0	0	3	0.00	2	0	1	0	0	0	0	0	0	0.00	0	0	0	0	3	1	4	0	1	0	0	2	2	3	1	5	-4	2	0	100.00
LEMOINE Jean-Phili	16	LD	4	3	0	0	0	0	3	0.00	2	1	0	0	0	0	0	1	8	4.00	4	0	0	0	1	1	1	0	0	0	1	0	1	1	0	1	-1	19	10	65.52
BABIN Mickael	11	LW	4	4	0	0	0	0	4	0.00	1	0	3	0	0	0	0	0	2	.50	1	0	0	0	19	2	3	13	1	3	4	0	4	3	0	6	-6	0	0	0.00
LHENRY Fabrice	30	GK	4	0	0	0	0	0	0	0.00	0	0	0	0	0	0	0	0	0	0.00	0	0	0	0	8	1	2	3	0	1	1	2	1	1	1	3	-2	2	8	20.00
PEREZ Denis	24	RD	4	4	0	1	0	1	6	0.00	2	3	1	0	0	0	0	0	2	.50	1	0	0	0	0	0	0	0	0	0	0	0	0	0	0	0	0	0	0	0.00
BRIAND Arnaud	8	RW	4	4	0	0	0	0	4	0.00	2	1	1	0	0	0	0	0	2	.50	1	0	0	0	19	3	9	12	0	3	3	2	5	8	3	7	-4	0	0	0.00
LEBLANC Michel	20	LD	4	4	1	0	0	1	6	16.67	4	0	1	1	0	0	0	0	2	.50	1	0	0	0	14	1	6	6	0	2	3	1	2	3	0	5	-5	1	1	50.00
MAIA Pierrick	17	CE	4	4	0	0	0	0	7	0.00	6	0	1	0	0	0	0	0	2	.50	1	0	0	0	19	0	9	4	0	7	2	5	3	5	2	13	-11	0	0	0.00
VALLIERE Michel	31	GK	4	1	0	0	0	0	0	0.00	0	0	0	0	0	0	0	0	0	0.00	0	0	0	0	5	0	2	3	0	0	1	1	0	2	2	8	-6	21	34	38.18
PAJONKOWSKI Franck	32	CE	4	4	1	0	1	2	17	5.88	10	2	4	0	0	0	0	0	0	0.00	0	0	0	0	0	0	0	0	0	0	0	0	0	0	0	0	-6	0	0	0.00
WOODBURN Steven	5	LD	4	4	0	0	0	0	5	0.00	3	0	2	0	0	0	0	0	4	1.00	2	0	0	0	10	1	3	6	1	1	4	2	3	5	0	5	-5	0	0	0.00
LAPORTE Benoit	14	RW	4	4	1	0	0	1	10	10.00	3	3	3	0	0	0	0	0	0	0.00	0	0	0	0	4	0	1	0	3	0	3	3	3	3	2	12	-10	2	3	40.00
POUDRIER Serge	27	RD	4	4	0	0	0	0	17	0.00	9	4	4	0	0	0	0	1	2	.50	1	0	0	0	17	0	5	4	2	4	1	6	2	3	2	6	-4	0	0	0.00
DUBE Roger	28	RW	4	4	1	1	0	2	18	5.56	11	3	3	0	0	0	0	0	2	.50	1	0	0	0	4	1	3	2	1	0	3	0	1	5	3	7	-4	0	1	0.00
ORSOLINI Lionel	6	LD	4	4	0	0	0	0	4	0.00	4	0	0	0	0	0	0	0	0	0.00	0	0	0	0	2	0	1	2	0	1	1	1	2	2	0	2	-2	0	1	0.00
YLÖNEN Petri	29	GK	4	4	0	0	0	0	0	0.00	0	0	0	0	0	0	0	0	0	0.00	0	0	0	0	0	0	0	1	0	0	0	0	1	0	0	4	17	-13	0	0	0.00
BARIN Stephane	7	RW	4	4	0	0	0	0	5	0.00	0	1	4	0	0	0	0	2	4	1.00	2	0	0	0	6	0	1	4	1	1	1	0	1	1	0	2	-2	2	4	33.33
BOZON Philippe	12	LW	4	2	0	0	0	0	11	0.00	3	3	5	0	0	0	0	0	2	1.00	1	0	0	0	13	1	2	4	0	1	3	2	0	0	0	2	-2	4	1	80.00

Family & Surname	No	Po	GP	PI	MIP	MPI%	SOG	GA	SVS	SVS%	GAA	GKC	SHGA	SO	AVG	2	5	10	GMP	GAP
LHENRY Fabrice	30	GK	4	0	0.00	0.00	0	0	0	0.00	0.00	0.00	0	0	0.00	0	0	0	0	0
VALLIERE Michel	31	GK	4	1	36.10	15.07	17	6	11	64.71	9.95	351.13	0	0	0.00	0	0	0	0	0
YLÖNEN Petri	29	GK	4	4	203.50	84.93	142	17	125	88.03	5.00	59.85	5	0	0.00	0	0	0	0	0

Gestetner

Players by Team FIN

Including Game No.:19

Family & Surname	No	Po	GP	PI	G	A1	A2	PTS	S	SG%	SSG	SSP	SPG	PPG	SHG	GWG	GTG	GAP	PIM	AVG	2	5	10	GMP	DAC	BCH	SCH	BBL	BAC	SBL	PRE	PCL	LOP	PAP	POP	MEP	+/-	FO+	FO-	FO%
LEHTINEN Jere	20	RW	4	4	0	3	0	3	16	0.00	13	1	2	0	0	0	0	0	0	0.00	0	0	0	0	10	2	3	0	1	2	0	3	1	0	9	4	5	0	1	0.00
PELTONEN Ville	16	LW	4	4	2	0	0	2	12	16.67	5	4	1	0	0	0	0	0	2	.50	1	0	0	0	4	0	2	1	1	0	2	0	1	1	8	3	5	1	4	20.00
TAMMI Jukka	30	GK	4	1	0	0	0	0	0	0.00	0	0	0	0	0	0	0	0	0	0.00	0	0	0	0	0	0	0	0	0	0	0	0	0	0	8	1	7	0	0	0.00
KUIVALAINEN Pasi	1	GK	4	0	0	0	0	0	0	0.00	0	0	0	0	0	0	0	0	0	0.00	0	0	0	0	0	0	0	0	0	0	0	0	0	0	0	0	0	0	0	0.00
ALATALO Mika	15	LW	4	4	1	0	0	1	6	16.67	1	1	3	0	0	0	0	0	8	2.00	4	0	0	0	1	0	0	1	0	0	1	1	0	2	3	0	3	0	0	0.00
HÄMÄLÄINEN Erik	4	RD	4	4	1	0	0	1	14	7.14	6	5	2	1	0	0	0	1	4	1.00	2	0	0	0	22	0	4	11	1	0	3	8	3	2	7	6	1	0	0	0.00
KAPANEN Sami	24	LW	4	4	3	0	0	3	15	20.00	7	3	2	0	0	1	0	0	0	0.00	0	0	0	0	7	3	2	2	0	0	1	0	0	1	6	2	4	0	2	0.00
MÄKELÄ Mikko	42	RW	4	4	1	2	0	3	8	12.50	4	2	1	0	0	0	0	0	6	1.50	3	0	0	0	7	0	0	2	0	2	2	2	1	0	6	1	5	3	0	100.00
JUTILA Timo	5	RD	4	4	1	1	0	2	13	7.69	7	4	1	0	0	0	0	0	0	0.00	0	0	0	0	28	6	1	9	2	4	3	6	2	1	6	2	4	0	0	0.00
MYLLYS Jarmo	35	GK	4	3	0	0	0	0	0	0.00	0	0	0	0	0	0	0	0	0	0.00	0	0	0	0	0	0	0	0	0	0	0	0	0	0	13	8	5	0	0	0.00
STRÖMBERG Mika	26	RD	4	4	1	1	1	3	7	14.29	3	3	0	0	0	1	0	0	4	1.00	2	0	0	0	38	12	4	16	1	3	2	5	0	5	8	4	4	0	0	0.00
OJANEN Janne	8	CE	4	4	0	0	1	1	3	0.00	3	0	0	0	0	0	0	1	4	1.00	2	0	0	0	6	1	1	0	0	1	4	0	1	0	3	1	2	23	31	42.59
LAUKKANEN Janne	12	LD	4	4	0	0	0	0	17	0.00	11	2	4	0	0	0	0	1	2	.50	1	0	0	0	33	8	4	13	0	5	2	4	1	2	5	3	2	0	0	0.00
NIEMINEN Mika	40	CE	4	4	2	0	0	2	10	20.00	6	1	1	1	0	0	0	0	2	.50	1	0	0	0	7	0	0	1	1	0	2	4	0	1	4	1	3	11	12	47.83
PALO Marko	13	RW	4	4	1	0	0	1	12	8.33	6	3	2	0	0	0	0	0	4	1.00	2	0	0	0	6	0	1	1	0	0	3	1	0	0	1	1	0	2	1	66.67
HELMINEN Raimo	14	CE	4	4	0	0	1	1	3	0.00	3	0	0	0	0	0	0	0	0	0.00	0	0	0	0	11	3	2	2	0	0	3	3	1	0	7	3	4	39	25	60.94
KIPRUSOFF Marko	2	LD	4	4	2	1	0	3	16	12.50	9	3	2	1	0	0	0	0	0	0.00	0	0	0	0	10	0	3	7	0	2	6	1	3	6	9	2	7	0	0	0.00
VIRTA Hannu	23	RD	4	4	0	3	0	3	11	0.00	5	2	4	0	0	0	0	0	4	1.00	2	0	0	0	20	4	5	6	1	3	3	2	2	2	9	2	7	0	0	0.00
KURRI Jari	17	RW	4	4	2	3	0	5	14	14.29	8	0	4	0	0	1	0	0	0	0.00	0	0	0	0	15	0	3	1	1	2	6	3	1	0	7	2	5	1	2	33.33
KOIVU Saku	11	CE	4	4	4	0	2	6	15	26.67	6	3	2	1	0	0	0	0	4	1.00	2	0	0	0	2	1	0	0	0	1	1	0	1	0	10	4	6	29	31	48.33
KESKINEN Esa	9	CE	4	3	1	1	0	2	7	14.29	4	0	2	0	0	0	0	0	2	.67	1	0	0	0	6	0	2	1	2	1	1	0	1	0	3	1	2	28	26	51.85

Family & Surname	No	Po	GP	PI	MIP	MPI%	SOG	GA	SVS	SVS%	GAA	GKC	SHGA	SO	AVG	2	5	10	GMP	GAP
TAMMI Jukka	30	GK	4	1	60.00	25.00	20	1	19	95.00	1.00	5.00	1	0	0.00	0	0	0	0	0
KUIVALAINEN Pasi	1	GK	4	0	0.00	0.00	0	0	0	0.00	0.00	0.00	0	0	0.00	0	0	0	0	0
MYLLYS Jarmo	35	GK	4	3	180.00	75.00	79	8	71	89.87	2.67	27.04	2	0	0.00	0	0	0	0	0

Team Standings

Including Game 19

Game Results Group A

	CAN	RUS	GER	AUT	ITA	GBR
CAN			3:2	6:1	4:1	
RUS				4:1	7:0	12:3
GER	2:3			2:2		4:0
AUT	1:6	1:4	2:2			
ITA	1:4	0:7				10:2
GBR		3:12	0:4		2:10	

Game Results Group B

	SWE	FIN	USA	CZE	FRA	NOR
SWE		3:5			6:0	3:3
FIN	5:3			4:4	8:1	5:1
USA				5:3	5:1	7:2
CZE		4:4	3:5		5:2	
FRA	0:6	1:8	1:5	2:5		
NOR	3:3	1:5	2:7			

Standing Group A

	GP	W	T	L	GF:GA	Pts
1. RUS	3	3	0	0	23:4	6
2. CAN	3	3	0	0	13:4	6
3. GER	3	1	1	1	8:5	3
4. ITA	3	1	0	2	11:13	2
5. AUT	3	0	1	2	4:12	1
6. GBR	3	0	0	3	5:26	0

Standing Group B

	GP	W	T	L	GF:GA	Pts
1. FIN	4	3	1	0	22:9	7
2. USA	3	3	0	0	17:6	6
3. SWE	3	1	1	1	12:8	3
4. CZE	3	1	1	1	12:11	3
5. NOR	3	0	1	2	6:15	1
6. FRA	4	0	0	4	4:24	0

Play Off Quarter Final

Game No. 31 A2 - B3
Game No. 32 B2 - A3
Game No. 33 A1 - B4
Game No. 34 B1 - A4

Play Off Relegation

Game No. 35 A6 - B6

Play Off Semi Final

Game No. 36 W31 - W34
Game No. 37 W32 - W33

Play Off Final

Final W36 - W37
3./4. Place L36 - L37

Gestetner

Team Statistics

Including Game 19

Scoring Efficiency

	GP	GF	SSG	SSP	SPG	S	SG%	R
CAN	3	13	84	28	32	157	8.28	5
SWE	3	12	96	28	29	165	7.27	6
RUS	3	23	118	41	41	223	10.31	3
FIN	4	22	107	37	33	199	11.06	2
GER	3	8	90	38	46	182	4.40	10
USA	3	17	77	30	20	144	11.81	1
[illegible]	3	12	118	25	45	200	6.00	8
[illegible]	3	4	66	19	18	107	3.74	11
FRA	4	4	68	22	37	131	3.05	12
ITA	3	11	51	25	33	120	9.17	4
NOR	3	6	52	14	20	92	6.52	7
GBR	3	5	67	20	17	109	4.59	9

Fair Play Cup

	2	5	10	GMP	PIM	AVG	R
	20	0	0	0	40	13.33	4
	11	1	0	1	47	15.67	*GMP*
	25	0	0	0	50	16.67	8
	23	0	0	0	46	11.50	3
	16	0	0	0	32	10.67	2
	26	0	0	0	52	17.33	9
	9	0	0	0	18	6.00	1
	23	0	0	0	46	15.33	6
	27	0	1	0	64	16.00	7
	30	0	0	0	60	20.00	10
	20	0	0	0	40	13.33	4
	32	0	0	0	64	21.33	11

Face Offs

+:-	FO%	R
109:84	56.48	1
93:93	50.00	6
90:102	46.88	9
137:135	50.37	5
104:84	55.32	3
113:97	53.81	4
104:105	49.76	7
67:107	38.51	12
126:128	49.61	8
109:87	55.61	2
97:112	46.41	10
87:101	46.28	11

Power Play

	GP	TPP	PPGF	PP%	M:S	PPGA	R
CAN	3	29.53	3	20.08	9.58	0	8
SWE	3	26.07	4	30.63	6.32	0	2
RUS	3	33.48	5	29.59	6.46	0	3
FIN	4	27.18	4	29.30	6.50	1	4
GER	3	47.16	5	21.16	9.27	0	6
USA	3	12.14	4	65.40	3.04	0	1
CZE	3	29.12	3	20.55	9.44	0	7
AUT	3	23.06	2	17.32	11.33	0	9
FRA	4	26.21	1	7.59	26.21	0	11
ITA	3	35.01	5	28.56	7.00	2	5
NOR	3	23.07	1	8.65	23.07	0	10
GBR	3	26.57	1	7.42	26.57	0	12

Short Hand

	TSH	SHGA	PK%	M:S	SHGF	R
CAN	28.44	3	79.12	9.35	0	7
SWE	16.09	0	100.00	0.00	0	1
RUS	33.17	1	93.99	33.17	1	3
FIN	33.36	3	82.14	11.12	0	5
GER	21.18	2	81.22	10.39	0	6
USA	30.38	2	86.94	15.19	0	4
CZE	7.54	1	74.68	7.54	0	8
AUT	38.05	1	94.75	38.05	0	2
FRA	35.43	5	72.00	7.09	0	9
ITA	36.44	6	67.33	6.07	0	10
NOR	20.19	6	40.94	3.23	1	12
GBR	37.53	8	57.77	4.44	1	11

Spectators

	Tot	AVG	R
CAN	13800	4600	3
SWE	5550	1850	7
RUS	8970	2990	5
FIN	6850	1712	8
GER	16700	5566	1
USA	3750	1250	10
CZE	3500	1166	11
AUT	10700	3566	4
FRA	4200	1050	12
ITA	14570	4856	2
NOR	4550	1516	9
GBR	8600	2866	6

Goalkeeping

	GP	GA	SVS	SOG	SVS%	GAA	SO	ENG	GKC	R
CAN	3	4	76	80	95.00	1.33	0	0	6.65	1
SWE	3	8	64	72	88.89	2.67	1	0	29.66	6
RUS	3	4	69	73	94.52	1.33	1	1	7.28	2
FIN	4	9	90	99	90.91	2.25	0	0	20.45	5
GER	3	5	58	63	92.06	1.67	1	0	13.26	4
USA	3	6	87	93	93.55	2.00	0	0	12.90	3
CZE	3	11	60	71	84.51	3.67	0	1	56.84	9
AUT	3	12	107	119	89.92	4.00	0	0	40.32	7
FRA	4	24	135	159	84.91	6.00	0	0	90.54	11
ITA	3	13	89	102	87.25	4.33	0	0	55.20	8
NOR	3	15	81	96	84.38	5.00	0	0	78.10	10
GBR	3	26	78	104	75.00	8.67	0	0	216.75	12

Defensive Activity

BCH	SCH	BBL	SBL	BAC	PRE	PCL	-LOP	-PAP	DAC	R
33	25	53	9	24	61	36	14	8	219	6
13	14	51	13	4	21	12	12	29	87	12
24	27	31	6	15	66	31	16	11	173	8
39	37	74	26	11	45	43	19	23	233	4
38	24	52	11	29	102	57	14	7	292	3
14	29	66	26	2	26	29	11	18	163	10
16	24	64	25	5	25	37	27	21	148	11
31	40	65	18	39	90	90	17	17	339	2
21	64	87	31	17	40	34	46	59	189	7
32	41	34	13	26	70	69	21	33	231	5
14	44	63	28	2	21	53	21	31	173	9
82	39	59	25	40	87	83	14	25	376	1

Spectators

Place	Total	Min	Max	AVG
Val di Fassa	14200	900	2950	1420
Bolzano-Bozen	36670	1200	6500	4074
TOTAL	50870			

Gestetner

Defensive Activity

Including Game No.:19

R	Family & Surname	Team	No	Po	GP	PI	G	A1	A2	PTS	DAC	BCK	SCK	BBL	SBL	PRE	PCL	LOP	PAP	PIM	AVG	2	5	10	GWP	GAP	POP	NEP	+/-	FO+	FO-	FO%
1.	STRÖMBERG Mika	FIN	26	RD	4	4	1	1	1	3	38	12	4	16	3	2	5	0	5	4	1.00	2	0	0	0	0	8	4	4	0	0	0.00
2.	COOPER Stephen	GBR	5	LD	3	3	0	0	0	0	37	9	6	7	2	9	10	1	6	0	0.00	0	0	0	0	0	2	8	-6	0	0	0.00
3.	MEYER Jayson	GER	35	RD	3	3	1	0	0	1	35	3	1	4	1	18	9	1	0	6	2.00	3	0	0	0	0	2	1	1	0	0	0.00
4.	LAUKKANEN Janne	FIN	12	LD	4	4	0	0	0	0	33	8	4	13	5	2	4	1	2	2	.50	1	0	0	0	1	5	3	2	0	0	0.00
5.	MORRIS Frank	GBR	24	CE	3	3	0	0	0	0	33	4	0	5	4	10	3	1	0	6	2.00	3	0	0	0	1	2	8	-6	2	4	33.33
6.	CHITARRONI Mario	ITA	24	CE	3	3	0	1	0	1	30	5	7	0	1	4	10	0	0	2	.67	1	0	0	0	0	3	6	-3	34	27	55.74
7.	SHEA Michael	AUT	24	LD	3	3	0	0	0	0	30	2	4	10	0	6	9	0	1	0	0.00	0	0	0	0	0	0	1	-1	0	0	0.00
8.	JUTILA Timo	FIN	5	RD	4	4	1	1	0	2	28	6	1	9	4	3	6	2	1	0	0.00	0	0	0	0	0	6	2	4	0	0	0.00
9.	DOYLE Robin	AUT	29	LW	3	3	0	0	0	0	28	0	4	4	2	9	5	0	2	2	.67	1	0	0	0	0	1	2	-1	8	18	30.77
10.	COTE Matthew	GBR	7	RW	3	3	0	0	0	0	28	8	0	6	7	4	6	0	3	2	.67	1	0	0	0	1	1	6	-5	2	0	100.00
11.	MAYR Jörg	GER	6	RD	3	3	0	0	0	0	27	6	2	4	2	6	8	0	1	0	0.00	0	0	0	0	0	2	3	-1	0	0	0.00
12.	GÜNTNER Michael	AUT	32	LD	3	3	0	0	0	0	26	2	5	5	5	4	6	0	1	8	2.67	4	0	0	0	1	3	0	3	0	0	0.00
13.	PUSNIK Andreas	AUT	7	LW	3	3	0	1	1	2	25	1	1	4	6	7	6	2	0	2	.67	1	0	0	0	0	2	6	-4	27	34	44.26
14.	MALO Andre	GBR	27	LD	3	3	0	0	0	0	25	5	4	5	8	1	11	0	1	4	1.33	2	0	0	0	0	0	5	-5	0	1	0.00
15.	CRANSTON Tim	GBR	4	CE	3	3	0	0	0	0	25	2	3	7	0	4	3	0	1	4	1.33	2	0	0	0	1	0	9	-9	15	14	51.72
16.	GULDA Peter	GER	8	LD	3	3	0	2	0	2	24	7	2	4	2	8	2	0	2	2	.67	1	0	0	0	0	4	0	4	0	0	0.00
17.	HOLAN Milos	CZE	4	LD	3	3	0	2	0	2	24	2	2	15	2	1	2	0	2	4	1.33	2	0	0	0	0	4	4	0	0	0	0.00
18.	MCEWEN Douglas	GBR	10	CE	3	3	1	0	0	1	24	5	1	1	2	10	5	0	2	0	0.00	0	0	0	0	0	1	10	-9	3	0	100.00
19.	KURTENBACH Terry	GBR	22	RD	3	3	1	1	0	2	23	3	2	4	1	7	6	1	1	2	.67	1	0	0	0	1	2	3	-1	0	0	0.00
20.	SALSTEN Petter	NOR	2	RD	3	3	0	0	0	0	23	1	7	8	2	4	5	2	3	0	0.00	0	0	0	0	0	3	6	-3	0	0	0.00
21.	BREBENT Richard	GBR	13	CE	3	3	0	0	0	0	23	6	2	4	1	4	4	0	1	6	2.00	3	0	0	0	0	1	9	-8	18	29	38.30
22.	HÄMÄLÄINEN Erik	FIN	4	RD	4	4	1	0	0	1	23	0	4	11	0	3	8	3	2	4	1.00	2	0	0	0	1	7	6	1	0	0	0.00
23.	KIENASS Torsten	GER	3	RD	3	3	0	0	0	0	22	1	3	4	0	5	9	0	0	2	.67	1	0	0	0	0	2	1	1	0	0	0.00
24.	STRAUSS Wolfgang	AUT	4	LD	3	3	0	0	0	0	22	0	1	8	0	1	14	0	2	2	.67	1	0	0	0	0	0	0	0	0	0	0.00
25.	BEERS Bob	USA	3	RD	3	3	1	0	0	1	21	1	5	6	7	3	3	0	4	0	0.00	0	0	0	0	0	7	2	5	0	0	0.00
26.	ANDERSEN BÖE Carl	NOR	4	RD	3	3	0	0	0	0	21	3	4	13	1	2	4	1	8	2	.67	1	0	0	0	0	2	3	-1	0	0	0.00
27.	JAKOBSEN Tommy	NOR	7	RD	3	3	0	0	0	0	21	2	3	6	9	1	5	3	2	8	2.67	4	0	0	0	1	1	5	-4	0	0	0.00
28.	VIRTA Hannu	FIN	23	RD	4	4	0	3	0	3	20	4	5	6	3	3	2	2	3	4	1.00	2	0	0	0	0	9	2	7	0	0	0.00
29.	BURTON James	AUT	6	LD	3	3	0	2	0	2	20	2	0	4	2	9	5	2	0	0	0.00	0	0	0	0	0	3	5	-2	0	0	0.00
30.	CHAMBERS Shawn	USA	4	LD	3	3	0	0	1	1	20	2	3	9	2	3	3	0	3	4	1.33	2	0	0	0	0	6	2	4	0	0	0.00
31.	DE GAETANO Philip	ITA	3	RD	3	3	0	0	1	1	20	3	0	4	0	8	9	1	3	0	0.00	0	0	0	0	0	4	4	0	0	0	0.00
32.	NIEDERBERGER Andre	GER	19	RD	3	3	0	0	0	0	20	2	3	4	2	7	3	1	0	2	.67	1	0	0	0	1	3	1	2	0	0	0.00
33.	BRIND'AMOUR Rod	CAN	17	CE	3	3	1	0	1	2	19	2	3	3	1	6	3	2	0	0	0.00	0	0	0	0	0	3	1	2	19	14	57.58
34.	CIRCELLI Anthony	ITA	25	RD	3	3	2	0	0	2	19	2	2	3	3	4	0	1	3	0	0.00	0	0	0	0	0	6	6	0	0	0	0.00
35.	HILL Sean	USA	28	RD	3	3	0	0	1	1	19	4	3	6	3	3	4	2	2	0	0.00	0	0	0	0	0	3	1	2	0	0	0.00
36.	PEREZ Denis	FRA	24	RD	4	4	0	1	0	1	19	3	9	12	3	3	2	8	8	2	.50	1	0	0	0	0	3	7	-4	0	0	0.00
37.	LEBLANC Michel	FRA	20	LD	4	4	1	0	0	1	19	0	9	4	7	2	5	3	5	2	.50	1	0	0	0	0	2	13	-11	0	0	0.00
38.	STRONG Kenneth	AUT	22	LW	3	3	0	0	0	0	19	4	3	3	0	5	5	2	0	6	2.00	3	0	0	0	1	0	3	-3	20	27	42.55
39.	LEMOINE Jean-Phili	FRA	16	LD	4	3	0	0	0	0	19	2	3	13	3	4	0	4	3	6	2.00	3	0	0	0	1	0	6	-6	0	0	0.00
39.	COOPER Ian	GBR	16	LW	3	3	0	0	0	0	19	4	2	1	1	6	5	1	1	2	.67	1	0	0	0	0	0	6	-6	0	2	0.00
41.	BLAKE Rob	CAN	4	LD	3	3	0	1	1	2	18	6	1	7	1	2	4	2	1	2	.67	1	0	0	0	1	3	1	2	0	0	0.00
42.	ULANOV Igor	RUS	28	LD	3	3	1	0	0	1	18	8	0	4	0	7	2	2	1	6	2.00	3	0	0	0	0	4	3	1	0	0	0.00
43.	HOHENBERGER Herber	AUT	30	LD	3	3	1	0	0	1	18	3	2	7	0	3	6	2	1	4	1.33	2	0	0	0	0	1	7	-6	0	0	0.00
44.	KUCERA Frantisek	CZE	8	RD	3	3	0	0	0	0	18	4	3	7	4	0	4	2	3	2	.67	1	0	0	0	0	5	6	-1	0	0	0.00
45.	REICHEL Martin	GER	36	CE	3	3	0	0	0	0	18	1	1	3	2	5	2	0	0	2	.67	1	0	0	0	0	1	3	-2	20	19	51.28
46.	CHINN Nicholas	GBR	2	LW	3	3	0	0	0	0	18	10	1	9	0	2	1	0	0	2	.67	1	0	0	0	1	1	5	-4	0	0	0.00
46.	FAGERLI Jan Roar	NOR	12	RD	3	3	0	0	0	0	18	3	5	5	2	2	6	0	3	0	0.00	0	0	0	0	0	3	7	-4	0	0	0.00
48.	RAUCHENWALD Gerald	AUT	9	LW	3	3	0	0	0	0	18	4	3	1	1	8	0	1	1	6	2.00	3	0	0	0	0	0	5	-5	9	20	31.03
49.	MOYON Christophe	FRA	3	LD	4	4	0	0	0	0	18	6	3	10	2	4	1	8	5	2	.50	1	0	0	0	0	0	9	-9	0	0	0.00
50.	ARNOTT Jason	CAN	7	CE	3	3	0	3	0	3	17	4	2	2	0	4	0	1	0	4	1.33	2	0	0	0	0	8	0	8	30	28	51.72

Gestetner

Most Penalized Players

Including Game No.:19

#	Family & Surname	Team	No	Po	GP	PI	2	5	10	GMP	PIM	AVG	GAP	G	A	PTS	+/-	DAG
1.	DACKELL Andreas	SWE	12	RW	3	2	0	1	0	1	25	12.50	0	2	0	2	4	3
2.	SHANAHAN Brendan	CAN	14	LW	3	1	2	0	0	0	4	4.00	0	3	0	3	2	1
2.	VILLE Christophe	FRA	21	CE	4	2	4	0	0	0	8	4.00	1	0	0	0	-1	1
2.	YASHIN Alexei	RUS	19		3	2	4	0	0	0	8	4.00	0	1	2	3	3	9
5.	PAJONKOWSKI Franck	FRA	32	CE	4	4	2	0	1	0	14	3.50	0	1	1	2	-5	7
6.	COMPLOI Georg	ITA	20	RD	3	3	5	0	0	0	10	3.33	0	0	0	0	-4	12
6.	HOPE Shannon	GBR	6	LD	3	3	5	0	0	0	10	3.33	2	0	0	0	-5	14
6.	LILLEY John	USA	19	RW	3	3	5	0	0	0	10	3.33	1	1	0	1	3	5
6.	WEIGHT Doug	USA	9	CE	3	3	5	0	0	0	10	3.33	1	0	4	4	4	3
10.	YUSKEVICH Dmitri	RUS	2	RD	3	3	4	0	0	0	8	2.67	0	0	2	2	5	17
10.	JAKOBSEN Tommy	NOR	7	RD	3	3	4	0	0	0	8	2.67	1	0	0	0	-4	21
10.	FIGLIUZZI Stefan	ITA	91	CE	3	3	4	0	0	0	8	2.67	2	1	0	1	-1	14
10.	EVTUSHEVSKI Gregor	GER	9	RW	3	3	4	0	0	0	8	2.67	0	1	1	2	2	14
10.	GÜNTNER Michael	AUT	32	LD	3	3	4	0	0	0	8	2.67	1	0	0	0	3	26
15.	NILSEN Sjur Robert	NOR	24	RW	3	3	3	0	0	0	6	2.00	1	0	0	0	-1	6
15.	RAUCHENWALD Gerald	AUT	9	LW	3	3	3	0	0	0	6	2.00	0	0	0	0	-5	18
15.	STRONG Kenneth	AUT	22	LW	3	3	3	0	0	0	6	2.00	1	0	0	0	-3	19
15.	RUCINSKY Martin	CZE	24	LW	3	3	3	0	0	0	6	2.00	2	1	2	3	4	11
15.	DAHLSTRÖM Ole Eski	NOR	18	CE	3	3	3	0	0	0	6	2.00	2	1	0	1	-3	3
15.	ALATALO Mika	FIN	15	LW	4	4	4	0	0	0	8	2.00	0	1	0	1	3	1
15.	SANDERSON Geoff	CAN	8	CE	3	3	3	0	0	0	6	2.00	0	2	1	3	2	5
15.	PODEIN Shjon	USA	13	LW	3	3	3	0	0	0	6	2.00	0	2	1	3	4	5
15.	NEATON Pat	USA	6	LD	3	3	3	0	0	0	6	2.00	0	2	0	2	2	13
15.	BUCHBERGER Kelly	CAN	11	RW	3	3	3	0	0	0	6	2.00	1	0	0	0	2	16
15.	LEMOINE Jean-Phili	FRA	16	LD	4	3	3	0	0	0	6	2.00	1	0	0	0	-6	19

Gestetner

Most Fair Players

Including Game No.:19

	Family & Surname	Team	No	Po	GP	PI	2	5	10	GMP	PIM	AVG	GAP	G	A	PTS	+/-	DAC
2.	KAMENSKY Valeri	RUS	13	RW	3	3	0	0	0	0	0	0.00	0	4	4	8	10	9
1.	KURRI Jari	FIN	17	RW	4	4	0	0	0	0	0	0.00	0	2	3	5	5	15
3.	KOVALENKO Andrei	RUS	26	LW	3	3	0	0	0	0	0	0.00	0	1	4	5	8	11
3.	SWEENEY Tim	USA	12	LW	3	3	0	0	0	0	0	0.00	0	3	2	5	3	3
1.	SUNDIN Mats	SWE	13	RW	3	3	0	0	0	0	0	0.00	0	2	2	4	3	6
	PRUSOFF Marko	FIN	2	LD	4	4	0	0	0	0	0	0.00	0	2	1	3	7	10
4.	LEHTINEN Jere	FIN	20	RW	4	4	0	0	0	0	0	0.00	0	0	3	3	5	10
4.	KAPANEN Sami	FIN	24	LW	4	4	0	0	0	0	0	0.00	0	3	0	3	4	7
5.	DE ANGELIS Michael	ITA	37	LD	3	3	0	0	0	0	0	0.00	0	0	3	3	4	17
6.	BEREZIN Sergei	RUS	29	RW	3	3	0	0	0	0	0	0.00	0	2	1	3	5	6
6.	LINDSAY Bill	USA	21	LW	3	3	0	0	0	0	0	0.00	0	3	0	3	4	4
6.	KUCERA Jiri	CZE	14	CE	3	3	0	0	0	0	0	0.00	0	3	0	3	0	3
6.	BERANEK Josef	CZE	29	CE	3	3	0	0	0	0	0	0.00	0	1	2	3	4	7
7.	JANNEY Craig	USA	15	CE	3	2	0	0	0	0	0	0.00	0	0	3	3	3	2
8.	JUTILA Timo	FIN	5	RD	4	4	0	0	0	0	0	0.00	0	1	1	2	4	28
9.	LARSSON Jan	SWE	17	CE	3	3	0	0	0	0	0	0.00	0	0	2	2	3	9
10.	CIRCELLI Anthony	ITA	25	RD	3	3	0	0	0	0	0	0.00	0	2	0	2	0	19
11.	KASTAK Kamil	CZE	12	LW	3	3	0	0	0	0	0	0.00	0	1	1	2	-1	11
12.	WOLANIN Craig	USA	2	LD	3	3	0	0	0	0	0	0.00	0	2	0	2	3	11
13.	JANECKY Otakar	CZE	20	RW	3	3	0	0	0	0	0	0.00	0	0	2	2	0	1
14.	BEZUKLADNIKOV Vjat	RUS	27	LW	3	3	0	0	0	0	0	0.00	0	1	1	2	1	6
14.	SHENKLEV Sergei	RUS	22	LD	3	3	0	0	0	0	0	0.00	0	1	1	2	11	15
15.	BRIND'AMOUR Rod	CAN	17	CE	3	3	0	0	0	0	0	0.00	0	1	1	2	2	19
16.	BURTON James	AUT	6	LD	3	3	0	0	0	0	0	0.00	0	0	2	2	-2	20
17.	SCOTT Patrick	GBR	14	CE	3	3	0	0	0	0	0	0.00	0	2	0	2	-4	12

Goalkeepers

Including Game No.:19

#	Family & Surname	Team	No	GP	PI	MIP	MIP%	SOG	GA	SVS	SVS%	GAA	GKC	PIM	AVG	2	5	10	GWP	SHGA	SO
1.	SHTALENKOV Mikhail	RUS	1	3	3	147.45	82.08	62	2	60	96.77	.81	2.61	0	0.00	0	0	0	0	1	1
2.	RANFORD Bill	CAN	30	3	2	120.00	66.67	55	3	52	94.55	1.50	8.17	0	0.00	0	0	0	0	3	0
3.	HEBERT Guy	USA	1	3	3	180.00	100.00	93	6	87	93.55	2.00	12.90	0	0.00	0	0	0	0	2	0
4.	PUSCHACHER Michael	AUT	23	3	2	118.48	66.00	80	5	75	93.75	2.53	15.81	0	0.00	0	0	0	0	1	0
5.	MYLLYS Jarmo	FIN	35	4	3	180.00	75.00	79	8	71	89.87	2.67	27.04	0	0.00	0	0	0	0	2	0
6.	HEISS Joseph	GER	30	3	2	119.20	66.30	45	5	40	88.89	2.51	27.88	0	0.00	0	0	0	0	2	0
7.	ROSATI Michael	ITA	34	3	2	120.00	66.67	62	6	56	90.32	3.00	29.04	0	0.00	0	0	0	0	3	0
8.	SALO Tommy	SWE	35	3	2	120.00	66.67	56	8	48	85.71	4.00	57.16	0	0.00	0	0	0	0	0	0
9.	YLÖNEN Petri	FRA	29	4	4	203.50	84.93	142	17	125	88.03	5.00	59.85	0	0.00	0	0	0	0	5	0
10.	BRIZA Petr	CZE	1	3	2	120.00	66.67	56	9	47	83.93	4.50	72.31	0	0.00	0	0	0	0	1	0
11.	MARTHINSEN Jim	NOR	30	3	2	109.28	60.81	64	10	54	84.38	5.48	85.59	0	0.00	0	0	0	0	3	0
12.	MCKAY Martin	GBR	30	3	2	80.00	44.44	34	8	26	76.47	6.00	141.18	2	1.00	1	0	0	0	3	0
	SHIRGAZIEV Albert	RUS	30	3	1	12.15	6.81	3	0	3	100.00	0.00	0.00	0	0.00	0	0	0	0	0	1
	MERK Klaus	GER	27	3	1	60.00	33.33	18	0	18	100.00	0.00	0.00	0	0.00	0	0	0	0	0	1
	NORDSTRÖM Roger	SWE	30	3	1	60.00	33.33	16	0	16	100.00	0.00	0.00	0	0.00	0	0	0	0	0	1
	FISET Stephane	CAN	31	3	1	60.00	33.33	25	1	24	96.00	1.00	4.00	0	0.00	0	0	0	0	0	0
	TAMMI Jukka	FIN	30	4	1	60.00	25.00	20	1	19	95.00	1.00	5.00	0	0.00	0	0	0	0	1	0
	TUREK Roman	CZE	2	3	1	60.00	33.33	15	2	13	86.67	2.00	26.66	0	0.00	0	0	0	0	0	0
	SCHISTAD Robert	NOR	1	3	2	70.32	39.19	32	5	27	84.38	4.25	66.38	0	0.00	0	0	0	0	3	0
	SUTTNIG Michael	AUT	1	3	1	60.00	33.33	39	6	33	84.62	6.00	92.28	0	0.00	0	0	0	0	0	0
	DELFINO David	ITA	33	3	1	60.00	33.33	40	7	33	82.50	7.00	122.50	0	0.00	0	0	0	0	3	0
	IVANNIKOV Valeri	RUS	20	3	1	20.00	11.11	8	2	6	75.00	6.00	150.00	0	0.00	0	0	0	0	0	0
	MCCRONE John	GBR	1	3	1	60.00	33.33	55	12	43	78.18	12.00	261.84	0	0.00	0	0	0	0	2	0
	VALLIERE Michel	FRA	31	4	1	36.10	15.07	17	6	11	64.71	9.95	351.13	0	0.00	0	0	0	0	0	0
	HANSON Moray	GBR	29	3	1	40.00	22.22	15	6	9	60.00	9.00	360.00	0	0.00	0	0	0	0	2	0

SELIGER Marc	GER	40	3
CAMPESE Bruno	ITA	30	3
DALPIAZ Claus	AUT	31	3
KUNTAR Les	USA	30	3
LITTMAN David	USA	29	3
KUIVALAINEN Pasi	FIN	1	4
LHENRY Fabrice	FRA	30	4
ALLMAN Steve	NOR	35	3
BIEGL Radek	CZE	30	3
HEDBERG Johan	SWE	1	3

Gestetner

Top Scorers

Including Game No.:19

#	Family & Surname	Team	No	Po	GP	PI	G	A1	A2	PTS	S	SG%	SSG	SSP	SPG	PPG	SHG	GWG	GTG	PIM	AVG	2	5	10	GMP	GAP	POP	NEP	+/-	FO+	FO-	FO%	DAC
1.	KAMENSKY Valeri	RUS	13	RW	3	3	4	3	1	8	27	14.81	10	6	7	1	0	0	0	0	0.00	0	0	0	0	0	11	1	10	0	3	0.00	9
2.	KARIYA Paul	CAN	27	LW	3	3	3	3	1	7	8	37.50	3	0	2	0	0	0	0	2	.67	1	0	0	0	0	8	0	8	0	0	0.00	9
3.	KOIVU Saku	FIN	11	CE	4	4	4	0	2	6	15	26.67	6	3	2	1	0	0	0	4	1.00	2	0	0	0	0	10	4	6	29	31	48.33	2
4.	FEDULOV Igor	RUS	11	LW	3	3	3	1	1	5	14	21.43	9	1	1	1	0	0	0	2	.67	1	0	0	0	0	8	0	8	24	18	57.14	5
5.	ORLANDO Gaetano	ITA	17	CE	3	3	3	2	0	5	6	50.00	3	0	0	0	0	1	0	2	.67	1	0	0	0	0	6	3	3	37	22	62.71	11
6.	SWEENEY Tim	USA	12	LW	3	3	3	2	0	5	8	37.50	4	1	0	1	0	1	0	0	0.00	0	0	0	0	0	7	4	3	10	19	34.48	3
7.	KURRI Jari	FIN	17	RW	4	4	2	3	0	5	14	14.29	8	0	4	0	0	1	0	0	0.00	0	0	0	0	0	7	2	5	1	2	33.33	15
8.	KOVALENKO Andrei	RUS	26	LW	3	3	1	2	2	5	14	7.14	7	3	3	1	0	1	0	0	0.00	0	0	0	0	0	9	1	8	4	5	44.44	11
9.	ZEMLICKA Richard	CZE	13	LW	3	3	3	0	1	4	13	23.08	6	2	2	0	0	0	0	4	1.33	2	0	0	0	0	5	3	2	0	1	0.00	1
10.	SUNDIN Mats	SWE	13	RW	3	3	2	2	0	4	13	15.38	8	1	2	1	0	0	0	0	0.00	0	0	0	0	0	6	3	3	5	6	45.45	6
11.	BERGQVIST Jonas	SWE	18	LW	3	3	1	2	1	4	12	8.33	7	2	2	0	0	0	0	2	.67	1	0	0	0	0	6	2	4	0	0	0.00	2
12.	WEIGHT Doug	USA	9	CE	3	3	0	4	0	4	6	0.00	4	1	1	0	0	0	0	10	3.33	5	0	0	0	1	5	1	4	26	23	53.06	3
13.	LINDSAY Bill	USA	21	LW	3	3	3	0	0	3	10	30.00	6	1	0	1	0	1	0	0	0.00	0	0	0	0	0	5	1	4	1	0	100.00	4
14.	KAPANEN Sami	FIN	24	LW	4	4	3	0	0	3	15	20.00	7	3	2	0	0	1	0	0	0.00	0	0	0	0	0	6	2	4	0	2	0.00	7
15.	SVENSSON Magnus	SWE	8	LD	3	3	3	0	0	3	15	20.00	8	3	1	2	0	0	0	2	.67	1	0	0	0	0	5	2	3	0	0	0.00	16
16.	SHANAHAN Brendan	CAN	14	LW	3	1	3	0	0	3	7	42.86	4	0	0	1	0	1	0	4	4.00	2	0	0	0	0	5	2	3	0	0	0.00	1
17.	KUCERA Jiri	CZE	14	CE	3	3	3	0	0	3	9	33.33	3	1	2	2	0	1	0	0	0.00	0	0	0	0	0	3	3	0	33	41	44.59	3
18.	KIPRUSOFF Marko	FIN	2	LD	4	4	2	1	0	3	16	12.50	9	3	2	1	0	0	0	0	0.00	0	0	0	0	0	9	2	7	0	0	0.00	10
19.	BJAKIN Ilja	RUS	6	LD	3	3	2	1	0	3	15	13.33	6	3	4	0	1	2	0	2	.67	1	0	0	0	0	7	0	7	0	0	0.00	5
20.	BEREZIN Sergei	RUS	29	RW	3	3	2	1	0	3	23	8.70	16	4	1	1	0	0	0	0	0.00	0	0	0	0	0	5	0	5	1	2	33.33	6
21.	PODEIN Shjon	USA	13	LW	3	3	2	1	0	3	6	33.33	3	0	1	0	0	0	0	6	2.00	3	0	0	0	0	6	2	4	3	3	50.00	5
22.	SANDERSON Geoff	CAN	8	CE	3	3	2	1	0	3	17	11.76	9	3	3	0	0	1	0	6	2.00	3	0	0	0	0	3	1	2	1	1	50.00	5
23.	MÄKELÄ Mikko	FIN	42	RW	4	4	1	2	0	3	8	12.50	4	2	1	0	0	0	0	6	1.50	3	0	0	0	0	6	1	5	3	0	100.00	7
24.	BERANEK Josef	CZE	29	CE	3	3	1	2	0	3	19	5.26	9	2	7	0	0	0	0	0	0.00	0	0	0	0	0	6	2	4	35	31	53.03	7
25.	SMIRNOV Alexander	RUS	5	LD	3	3	1	1	1	3	10	10.00	3	4	2	0	0	0	0	2	.67	1	0	0	0	0	5	1	4	0	0	0.00	4
26.	STRÖMBERG Mika	FIN	26	RD	4	4	1	1	1	3	7	14.29	3	3	0	0	0	1	0	4	1.00	2	0	0	0	0	8	4	4	0	0	0.00	38
26.	RACINE Yves	CAN	33	LD	3	3	1	2	0	3	13	7.69	4	6	2	1	0	0	0	4	1.33	2	0	0	0	0	5	1	4	0	0	0.00	14
28.	RUCINSKY Martin	CZE	24	LW	3	3	1	2	0	3	13	7.69	9	0	3	0	0	0	0	6	2.00	3	0	0	0	2	6	2	4	0	1	0.00	11
29.	YASHIN Alexei	RUS	19		3	2	1	2	0	3	4	25.00	1	0	2	0	0	0	0	8	4.00	4	0	0	0	0	5	2	3	11	12	47.83	9
30.	ZARRILLO Bruno	ITA	16	LW	3	3	1	2	0	3	10	10.00	4	1	4	1	0	0	0	2	.67	1	0	0	0	1	6	3	3	0	0	0.00	11
31.	HANSSON Roger	SWE	11	LW	3	3	1	2	0	3	16	6.25	9	5	1	0	0	1	0	2	.67	1	0	0	0	0	6	4	2	0	0	0.00	2
32.	ARNOTT Jason	CAN	7	CE	3	3	0	3	0	3	8	0.00	7	1	0	0	0	0	0	4	1.33	2	0	0	0	0	8	0	8	30	28	51.72	17
33.	VIRTA Hannu	FIN	23	RD	4	4	0	3	0	3	11	0.00	5	2	4	0	0	0	0	4	1.00	2	0	0	0	0	9	2	7	0	0	0.00	20
34.	LEHTINEN Jere	FIN	20	RW	4	4	0	3	0	3	16	0.00	13	1	2	0	0	0	0	0	0.00	0	0	0	0	0	9	4	5	0	1	0.00	10
35.	DE ANGELIS Michael	ITA	37	LD	3	3	0	3	0	3	14	0.00	3	5	6	0	0	0	0	0	0.00	0	0	0	0	0	7	3	4	0	0	0.00	17
36.	JANNEY Craig	USA	15	CE	3	2	0	1	2	3	1	0.00	0	1	0	0	0	0	0	0	0.00	0	0	0	0	0	5	2	3	24	15	61.54	2
37.	BURE Valeri	RUS	23	LW	3	3	2	0	0	2	14	14.29	8	2	2	0	0	0	0	2	.67	1	0	0	0	0	7	0	7	0	1	0.00	4
38.	PELTONEN Ville	FIN	16	LW	4	4	2	0	0	2	12	16.67	5	4	1	0	0	0	0	2	.50	1	0	0	0	0	8	3	5	1	4	20.00	4
39.	DACKELL Andreas	SWE	12	RW	3	2	2	0	0	2	8	25.00	5	0	1	0	0	0	0	25	12.50	0	1	0	1	0	4	0	4	0	1	0.00	3
40.	NIEMINEN Mika	FIN	40	CE	4	4	2	0	0	2	10	20.00	6	1	1	1	0	0	0	2	.50	1	0	0	0	0	4	1	3	11	12	47.83	7
41.	WOLANIN Craig	USA	2	LD	3	3	2	0	0	2	12	16.67	5	4	1	1	0	0	0	0	0.00	0	0	0	0	0	6	3	3	0	0	0.00	11
42.	KÖPF Ernst	GER	33	RW	3	3	2	0	0	2	15	13.33	8	1	4	2	0	0	0	0	0.00	0	0	0	0	0	4	2	2	0	0	0.00	11
43.	NEATON Pat	USA	6	LD	3	3	2	0	0	2	10	20.00	5	2	1	0	0	0	0	6	2.00	3	0	0	0	0	4	2	2	0	0	0.00	13
44.	CIRCELLI Anthony	ITA	25	RD	3	3	2	0	0	2	9	22.22	4	2	1	1	0	0	0	0	0.00	0	0	0	0	0	6	6	0	0	0	0.00	19
45.	KNUTSEN Espen	NOR	41	CE	3	3	2	0	0	2	5	40.00	1	1	1	0	0	0	0	0	0.00	0	0	0	0	0	4	6	-2	23	19	54.76	9
46.	SCOTT Patrick	GBR	14	CE	3	3	2	0	0	2	6	33.33	3	1	0	0	1	0	0	0	0.00	0	0	0	0	0	3	7	-4	6	1	85.71	12
47.	BERALDO Paulo	ITA	8	RW	3	3	2	0	0	2	7	28.57	3	2	0	1	0	0	0	6	2.00	3	0	0	0	0	3	8	-5	3	0	100.00	3
48.	SHENKLEV Sergei	RUS	22	LD	3	3	1	1	0	2	10	10.00	5	3	1	0	0	0	0	0	0.00	0	0	0	0	0	13	2	11	0	0	0.00	15
49.	COLE Danton	USA	17	CE	3	3	1	1	0	2	9	11.11	7	1	0	0	0	0	0	2	.67	1	0	0	0	0	6	0	6	21	18	53.85	7
50.	TSYPLAKOV Yuri	RUS	25	LW	3	3	1	0	1	2	7	14.29	6	0	0	0	0	0	0	4	1.33	2	0	0	0	1	5	0	5	23	31	42.59	5

Gestetner

Penalty Distribution

Including Game 19

Offence	Minute 1	2	3	4	5	6	7	8	9	10	11	12	13	14	15	16	17	18	19	20	sum
ABUSE																					
ADJUST																					
AT-INJ																					
AT-KICK																					
ALTERC																					
BENCH																					
BOARD				1									1								2
BRO-ST																					
BUTT-E																					
CHARGE						1		2		2											5
CROSS				1	1		1					1					1				7
DANG-E																					
DELAY							1													1	2
DEL-INJ																					
DISPL-N																					
ELBOW									1												1
EXC-R																					
FAL-P																					
FIST																					
FO																					
GA-MISC																					
GR-MISC																					
HAND-P																					
HI-ST						1				1											3
HOLD		1	2	2		2		1	1		2										14
HOOK	1	3				1	3			1	1	1									20
ILL-EQ																					
ILL-ST																					
INTERF			1		1			1	1				1	2	1						10
INTER-SP																					
KICK																					
KNEE																					
L-PLB																					
L-PEB																					
MATCH																					
MISC																					
MOLEST																					
OBS-L																					
OTHER																					
PEN-S																					
PUCK-FR																					
PUCK-H	1																				1
PUCK-OUT																					
REFUSE																					
ROUGH	2		1							1		1									11
SLASH			1		2			1		1	1	1	2		1						12
SPEAR																					
START-L																					
TOO-M									1												1
THRO-P																					
THRO-ST																					
TRIP	1		1				1				1										6
UNSPORT																					
Sum	5	3	5	4	7	7	3	5	4	4	3	3	2	6	4	7	5	5	6	7	95

Offence	Minute 1	2	3	4	5	6	7	8	9	10	11	12	13	14	15	16	17	18	19	20	sum
ABUSE																					
ADJUST																					
AT-INJ																					
AT-KICK																					
ALTERC																					
BENCH																					
BOARD													1								1
BRO-ST														1	1						2
BUTT-E														1							1
CHARGE					1																
CROSS																					
DANG-E																					
DELAY																					
DEL-INJ																					
DISPL-N																					
ELBOW																					
EXC-R																					
FAL-P																					
FIST																					
FO																					
GA-MISC																					
GR-MISC																					
HAND-P																					
HI-ST																					
HOLD																					
HOOK																					
ILL-EQ																					
ILL-ST																					
INTERF																					
INTER-SP																					
KICK																					
KNEE																					
L-PLB																					
L-PEB																					
MATCH																					
MISC																					
MOLEST																					
OBS-L																					
OTHER																					
PEN-S																					
PUCK-FR																					
PUCK-H																					
PUCK-OUT																					
REFUSE																					
ROUGH																					
SLASH																					
SPEAR																					
START-L																					
TOO-M																					
THRO-P																					
THRO-ST																					
TRIP																					
UNSPORT																					
Sum	1	3	2	5	5	3	2	3	5	4	3	7	4	2	7	4	6	7	4	7	87

Offence	OT	sum
ABUSE		
ADJUST		
AT-INJ		
AT-KICK		
ALTERC		
BENCH		
BOARD		
BRO-ST		2
BUTT-E		
CHARGE		
CROSS		5
DANG-E		6
DELAY		
DEL-INJ		1
DISPL-N		
ELBOW		
EXC-R		4
FAL-P		
FIST		
FO		
GA-MISC		
GR-MISC		1
HAND-P		
HI-ST		
HOLD		8
HOOK		19
ILL-EQ		9
ILL-ST		
INTERF		
INTER-SP		1
KICK		
KNEE		
L-PLB		
L-PEB		
MATCH		
MISC		
MOLEST		1
OBS-L		
OTHER		
PEN-S		
PUCK-FR		
PUCK-H		
PUCK-OUT		
REFUSE		
ROUGH		10
SLASH		9
SPEAR		
START-L		
TOO-M		
THRO-P		2
THRO-ST		
TRIP		
UNSPORT		9
Sum		87

C.O.N.I.

ICEHOCKEY WORLD CHAMPIONSHIP / POOL - A / BOLZANO/BOZEN - VAL DI FASSA - MILANO / ITALIA - 25.04. - 08.05.1994

Gestetner

Penalty Statistics (Caused by / against)

Including Game 19

offence	Caused by CAN	SWE	RUS	FIN	GER	USA	CZE	AUT	FRA	ITA	NOR	GBR	Caused against CAN	SWE	RUS	FIN	GER	USA	CZE	AUT	FRA	ITA	NOR	GBR	Sum
ABUSE																									
ADJUST																									
AT-INJ																									
AT-KICK																									
ALTERC																									
BENCH				1																			1		1
BOARD	2					1			1			2		1	1		2		1			1			6
BRO-ST									1					1											1
BUTT-E																									
CHARGE		2		1		2	1	3	1	1				1			3	1	3				2	1	11
CROSS	2	2	1	2	1	2	1	1	2	2	2	1			1	3	2	2	1		2	2	3	3	19
DANG-E																									
DELAY								2				1	1				1					1			3
DIL-INJ																									
DISPL-N																									
ELBOW			2						1	1		1	1	1								2		1	5
EXC-R																									
FAL-P																									
FIST																									
FO																									
GA-MISC		1																			1				1
GR-MISC																									
HAND-P																									
HI-ST	2		6	4		1	1		1	3	1	5	2	1	3		1	2	1	1	2	5	2	4	24
HOLD	2	3	3	4	6	1	3	11	4	6	3	2	8	3	6	3	4	4	2	4	5	5	1	3	48
HOOK	3	1	4	4	1	2	1	1	5	9	5	7	3	4	9	7	5	2	4			6	1	2	43
ILL-EQ																									
ILL-ST																									
INTERF	2	2	2	1	4	2			3	4	4	3	2	3	3	2	2	2	1	4	1	1	3	3	27
INTER-SP																									
KICK																									
KNEE																									
L-PLB																									
L-PEB																									
MATCH																									
MISC			1						1							1								1	2
MOLEST																									
OBS-L																									
OTHER																									
PEN-S																									
PUCK-FR																									
PUCK-H						1												1							1
PUCK-OUT																									
REFUSE																									
ROUGH	2	1	2	3		6		1	4	1	3	5	1	3	1	3	3	2	3	2	5	2	1	2	28
SLASH	3		3	2		6	1	2	2	1	1	3	1	1	3		4	3	2		2	3	4	1	24
SPEAR																									
START-L																									
TOO-M					1	1						1	1		1						1				3
TRO-P																									
TRO-ST																									
TRIP	2	1	2	1	3	1	1	2	2	2	1	1	2	1	1	2	3		1	4	1		2	2	19
UNSPORT																									
Sum	20	13	26	23	16	26	9	23	28	30	20	32	22	20	29	21	30	18	20	15	20	28	20	23	266

Gestetner

Penalties by Referees

Including Game 19

Game	ABUSE	ADJUST	AT-INJ	AT-KICK	ALTERC	BENCH	BOARD	BRO-ST	BUTT-E	CHARGE	CROSS	DANG-E	DELAY	DEL-INJ	DISPL-N	ELBOW	EXC-R	FAL-P	FIST	FO	GA-MISC	GR-MISC	HAND-P	HI-ST	HOLD	HOOK	ILL-EQ	ILL-ST	INTERF	INTER-SP	KICK	KNEE	L-PLB	L-PEB	MATCH	MISC	MOLEST	OBS-L	OTHER	PEN-S	PUCK-FR	PUCK-H	PUCK-OUT	REFUSE	ROUGH	SLASH	SPEAR	START-L	TOO-M	THRO-P	THRO-ST	TRIP	UNSPORT	Referee
SWE-NOR										2														1	1	1		3																												Moor
ITA-CAN											1					1								3	3	4		1																										1		Danko, Anton
FIN-CZE																								1	1	2																					1						1		Simonds/CAN
AUT-GER										3	1		1												6	1		2																									2		Grundström, J.
FRA-USA											1													1	2	1																													Galinovsky/RUS
GBR-RUS							1				1					1								6		4		2							1																				Mäkelä, Seppo
CAN-AUT													1												5			1																											Rejthar
CZE-FRA										1															3	1		1																											Lichtnecker
GBR-GER											1														2	3		2																											Myrphy, D.
USA-NOR											1													1	2	1		4																											Stenico,R./ITA
RUS-ITA											1					1								2	5	9		2																											Rejthar, F.
SWE-FIN										1															3	3		1																											Galinovsky/RUS
CZE-USA							1				3	2												1	1	2																													Moor,R./SUI
CAN-GER							2					1												1	2	2		2																											Mäkelä, S.
FRA-SWE							1	1				2					1				1				2	1		1																											Stenico,R./ITA
AUT-RUS																								1	4			1																											Murphy, D.
NOR-FIN						1					4													1	1	4																													Simonds,B./CAN
ITA-GBR							1			1	2		1			1								3	3	2		2																											Danko, A.
FRA-FIN											1													2	2	2		2								1																	Moor,R./SUI

Gestetner

C.O.N.I.
ICEHOCKEY WORLD CHAMPIONSHIP / POOL - A / BOLZANO/BOZEN - VAL DI FASSA - MILANO / ITALIA - 25.04. - 08.05.1994
IIHF

Date: 30. 4.94 Start:16:00 End:18:20 Place:Val di Fassa Game Nr.: 21 2:2 Page 1 of 1

Team A: CZE

Family & Given Name	Nr	Pos	P	G	Time	S	A1	A2	GS	Positive Part A						Negative Part B						Time	Nr	Min	Offence	Start	End
MIZA Petr	1	GK	N	1	38.35	24	21	4	PP	2	24	21	4	11	5	30	2	26	41	33		2.32	17	2	INTERF	2.32	4.32
UREK Roman	2	*GK	Y	2	57.30	26	5		EQ	2	26	5	4	20	14	30	21	20	8	15	12	24.12	4	2	HOOK	24.12	26.12
EJKL Petr	3	RD	Y																			28.42	3	2	TRIP	28.42	30.42
OLAN Milos	4	*LD	Y																			46.03	11	2	ROUGH	46.03	48.03
ADLEC Drahomir	5	*RD	Y																								
CERBAN Bedrich	6	RD	Y																								
UCERA Frantisek A	8	RD	Y																								
TRAKA Martin	11	CE	Y																								
ASTAK Kamil	12	LW	Y																								
ELLICKA Richard	13	*LW	Y																								
UCERA Jiri	14	CE	Y																								
ISEN Tomas	17	RW	Y																								
ANECKY Otakar C	20	RW	Y																								
AGR Jaromir	21	RW	Y																								
ORAK Roman	23	CE	Y																								
OCINSKY Martin	24	*LW	Y																								
OLREAL Jiri A	26	LW	Y																								
ECIAR Stanislav	27	RD	Y																								
ERANEK Josef	29	*CE	Y																								

Coach:ING.HLINKA Ivan Coach:NEVESELY Stanislav Manager:POUZAR Jaroslav

Team B: NOR

Family & Given Name	Nr	Pos	P	G	Time	S	A1	A2	GS	Positive Part B						Negative Part A						Time	Nr	Min	Offence	Start	End
KRISTAD Robert	1	GK	N	1	31.42	11	18		EQ	30	11	18	20	4	26	2	17	27	12	23	3	5.40	29	2	HOOK	5.40	7.40
ARTHINSEN Jim	30	*GK	Y	2	42.00	37	4		EQ	30	37	4	26	23	29	2	4	27	24	29	13	10.11	10	2	HOLD	10.11	12.11
ALSTEN Petter C	2	*RD	Y																			37.51	4	2	TRIP	37.51	38.35
NDERSEN BÖE Carl O	4	*RD	Y																			46.03	4	2	HOLD	46.03	48.03
TEVOLD Anders	8	*LD	Y																								
OFF Geir A	10	LW	Y																								
ARLIE Vegar	11	*RW	Y																								
AGERLI Jan Roar	12	RD	Y																								
ØRSTEBÖ Svein Enok	15	LD	Y																								
NOLD Per Christian	16	LW	Y																								
AHLSTRÖM Ole Eskil	18	*CE	Y																								
RISTIANSEN Erik	20	RW	Y																								
AGNUSSEN Trond Veg	21	LW	Y																								
ORESEN Petter A	22	RW	N																								
INSTAD Morten	23	CE	Y																								
ILSEN Sjur Robert	24	RW	Y																								
ALSTEN Jörgen	26	LD	Y																								
OHANSEN Tom	29	RW	Y																								
LSEN Öystein	33	LW	Y																								
ATH Marius	37	LW	Y																								
NUTSEN Espen	41	CE	Y																								

Coach:OHLSON Bengt Coach:JOBS Tore Manager:HAUKELAND Jon

me Summary

P	GF:GA	SSG	SSF	SPG	SOG	S	PIM	TPP	PPG	SHG	FO+	DAC
1	0:0	15:7	5:1	4:1	15:7	24:9	2:4	4.00:2.00	0:0	0:0	7:14	9:32
2	1:1	10:7	2:4	4:0	11:8	17:12	4:2	0.44:4.00	1:0	0:0	9:16	19:30
3	1:1	16:6	3:3	1:1	17:7	21:11	2:2	0.00:0.00	0:0	0:0	16:15	9:41
	2:2	41:20	10:8	9:2	43:22	62:32	8:8	4.44:6.00	1:0	0:0	32:45	37:103

Goalkeepers Record

Time	GKA	GKB	ENG	A	MIP	B	MIP
0.00	2	30		2	60.00	30	60.00
				1	0.00	1	0.00

Referee	Linesman	Linesman	Goaljudge	Goaljudge	Game-TKP	Pen-TKP	Off.Scorer	Spect.
chtnecker/G	Gasser,T./ITA	Lonardi,F./IT	Scanacapra/IT	Spinella/ITA	De Gregori/IT	Pasqulin/ITA	Dell'Orto/ITA	1850

Gestetner

CZE **GK 2**

GK 1

Date: 94. 4.30 **Game No: 21** **Period: 1**

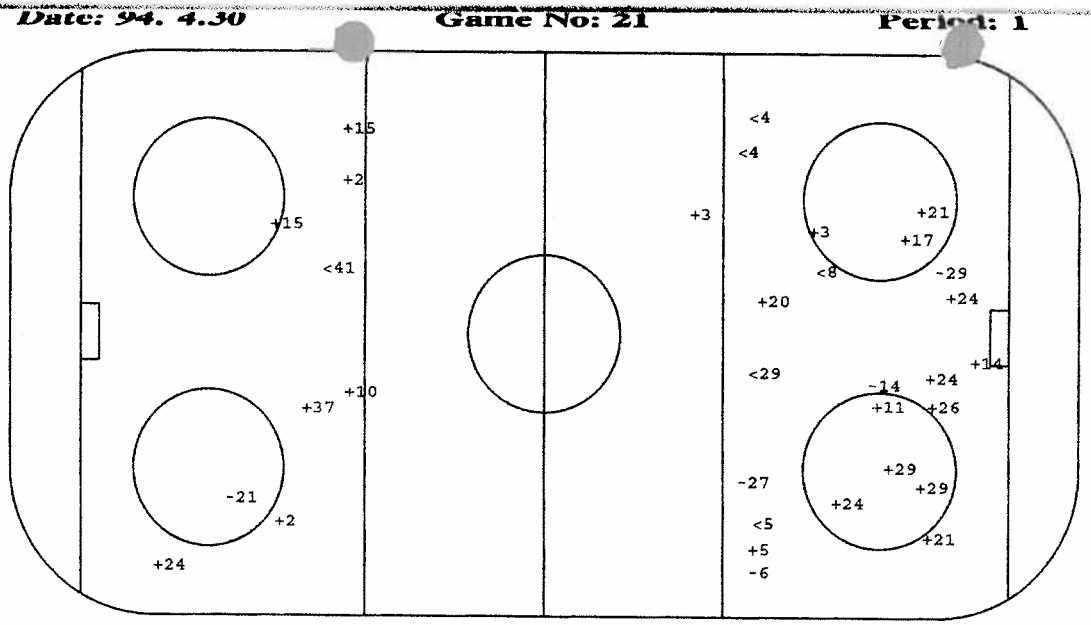

NOR **GK 30**

GK 1

O Goal +SSG <SSP -SPG

Face - Offs

DZ	MZ	AZ
-14	-29	-23
23	29	-11
-20	-11	-11
24	23	23
	-14	-14
	-11	-23
	11	-14
		-14
		-14
		29

Defense Activity

Team	BCH	SCH	BBL	SBL	BAC	PRE	PCL	-LOP	-PAP
CZE	4	27	6	14		20	23	3	4
		11	27	5		26		24	
		27	20			8		11	
			27			17		13	
						4		21	
								20	
NOR	4	12	12	12		33	21 11	2	
	20	29	10	12		2	18 21	29	
	41	26	18	41		11	15 15		
			12	20		41	37 23		
			18			23	2		
			4				20		
			24				41		
							2		

Face - Offs

AZ	MZ	DZ
41	20	10
-20	-41	37
41	10	18
-20	-29	-18
	20	23
	41	20
	-23	41
		41
		33
		-20

GK GoalKeeper
SSG Shot Saved by GK
SSP Shot Saved by def.Player
SPG Shot Past Goal
DZ Defence Zone
MZ Middle Zone
AZ Attack Zone
BCH BodyCHeck
SCH Stick Contact Check
BBL BodyBLock
SBL ShotBLock
BAC BAck Checking
PRE Puck REcovery
PCL Puck CLearing
LOP Loss Of Puck
PAP Play Away from Puck

Gestetner

C.O.N.I.
ICEHOCKEY WORLD CHAMPIONSHIP / POOL - A / BOLZANO/BOZEN - VAL DI FASSA - MILANO / ITALIA - 25.04. - 08.05.1994

NOR **GK 30**

24

GK 1

Date: 94. 4.30 **Game No: 21** **Period: 2**

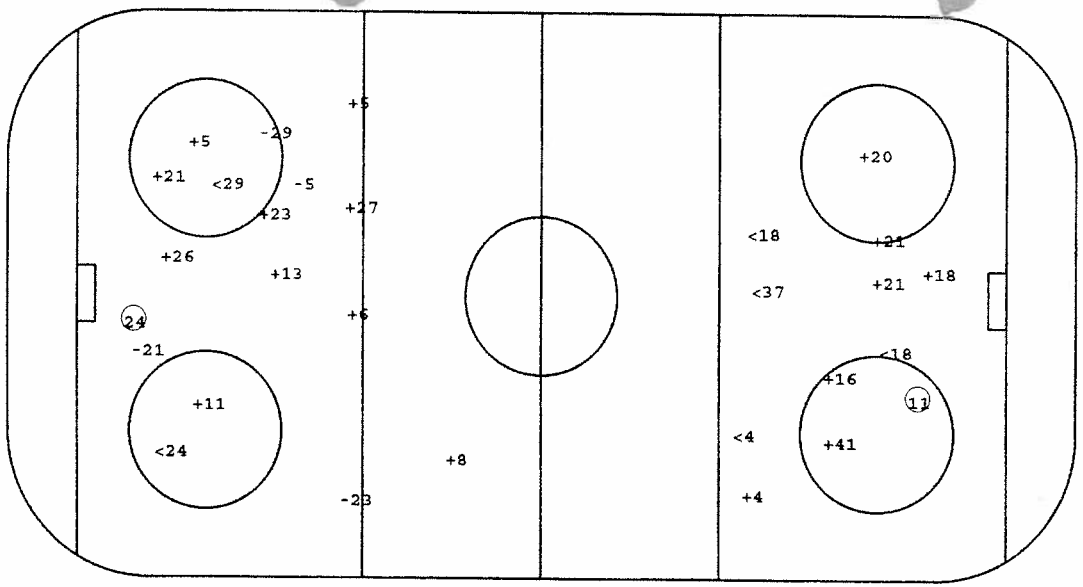

CZE **GK 2**

11

GK 1

O Goal +SSG <SSP -SPG

Face - Offs

DZ	MZ	AZ
23	-20	-41
33	41	10
20	41	-23
41	-41	10
20	-10	20
41	-41	-23
41	-20	20
41	-20	
33		
41		

Defense Activity

Team	BCH	SCH	BBL	SBL	BAC	PRE	PCL	-LOP	-PAP
NOR	2	4	33 15	24		33	4 10		2
	11	11	4	15		24	29		21
	4		24	4		33	23		
	4		20			21	18		
			26			23	37		
			15				29		
			2				15		
			11				15		
CZE	13	5	5 5	6	3	6	27	8	4
	3	29	6 26	3		21	20	29	6
	4	6	3 26			21		8	3
	13	4	4			13		20	4
	27	4	3					14	6
			4						5
			26						
			27						

Face - Offs

AZ	MZ	DZ
-14	29	29
-11	-29	-23
-23	-29	29
-14	23	-11
-11	14	-23
-11	11	29
-11	29	-29
-23	29	
-14		
-29		

GK GoalKeeper
SSG Shot Saved by GK
SSP Shot Saved by def.Player
SPG Shot Past Goal
DZ Defence Zone
MZ Middle Zone
AZ Attack Zone
BCH BodyCHeck
SCH Stick Contact Check
BBL BodyBLock
SBL ShotBLock
BAC BAck Checking
PRE Puck REcovery
PCL Puck CLearing
LOP Loss Of Puck
PAP Play Away from Puck

Gestetner

C.O.N.I.

ICEHOCKEY WORLD CHAMPIONSHIP / POOL - A / BOLZANO/BOZEN - VAL DI FASSA - MILANO / ITALIA - 25.04. - 08.05.1994

Gestetner

Date: 94. 4.30 **Game No: 21** **Peri[illegible]: 3**

CZE GK 2

37

GK 1

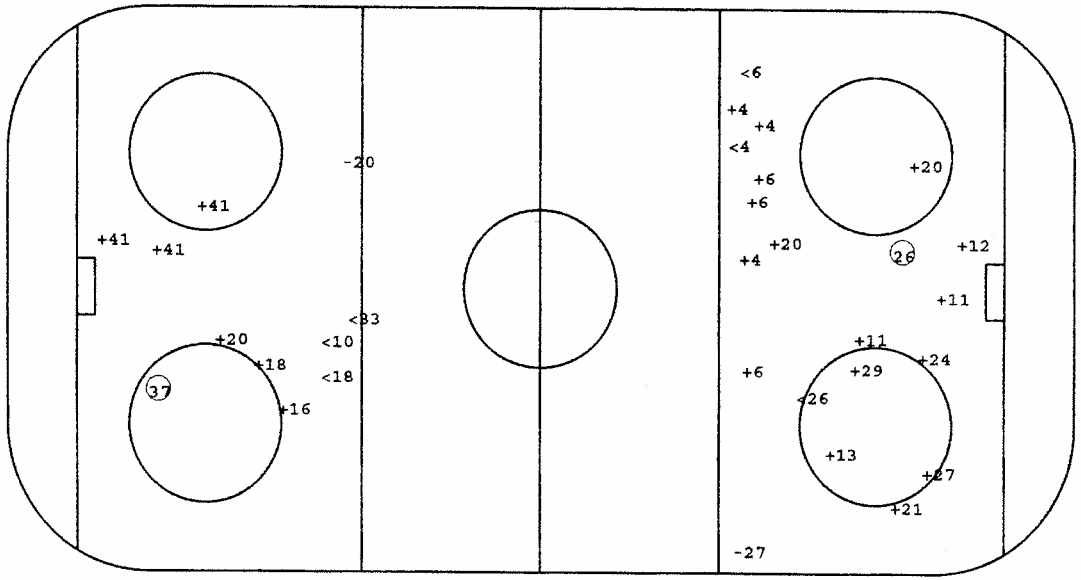

NOR GK 30

26

GK 1

O Goal +SSG <SSP -SPG

Face - Offs

DZ	MZ	AZ
11	29	20 29
29	14	14 -20
	11	-11 -11
	-11	29 -11
	29	14 14
	14	29 -14
	-11	-24
		-20
		-12
		29
		14
		-11
		-29
		-20
		-20
		-29

Defense Activity

Team	BCH	SCH	BBL	SBL	BAC	PRE	PCL	-LOP	-PAP
CZE		5	20 4	27		5		12	27
		27	26 27	27		14		26	2
			4 5	27				27	5
			14 27					14	4
			6					5	
			4					5	
			5						
			27						
NOR	24	29	2 15 18	23	41	41	15 11		21
	33		33 2	29		2	23 8		12
	2		15 4	10		41	2 41		
	2		23 4	26			29 18		
	2		8 2				18		
			4 26				41		
			4 2				21		
			26 33				23		

Face - Offs

AZ	MZ	DZ
-41	-20	-41 -41
-41	-10	-33 23
	-20	33 20
	41	-37 20
	-10	-33 -20
	-41	-41 20
	41	18
		33
		23
		-41
		-20
		33
		33
		20
		20
		23

GK GoalKeeper
SSG Shot Saved by GK
SSP Shot Saved by def.Player
SPG Shot Past Goal
DZ Defence Zone
MZ Middle Zone
AZ Attack Zone
BCH BodyCHeck
SCH Stick Contact Check
BBL BodyBLock
SBL ShotBLock
BAC BAck Checking
PRE Puck REcovery
PCL Puck CLearing
LOP Loss Of Puck
PAP Play Away from Puck

Gestetner

Players by Team CZE

Including Game No.:21

Family & Surname	No	Po	GP	PI	G	A1	A2	PTS	S	SG%	SSG	SSP	SPG	PPG	SHG	GWG	GTG	GAP	PIM	AVG	2	5	10	GMP	DAC	BCH	SCH	BBL	BAC	SBL	PRE	PCL	LOP	PAP	POP	NEP	+/-	FO+	FO-	FO%
BRIZA Petr	1	GK	4	2	0	0	0	0	0	0.00	0	0	0	0	0	0	0	0	0	0.00	0	0	0	0	0	0	0	0	0	0	0	0	0	7	9	-2	0	0	0.00
TUREK Roman	2	GK	4	2	0	0	0	0	2	0.00	2	0	0	0	0	0	0	0	0	0.00	0	0	0	0	0	0	0	0	1	0	0	0	0	1	7	4	3	0	0	0.00
HOLAN Milos	4	LD	4	4	0	2	1	3	30	0.00	18	8	4	0	0	0	0	0	6	1.50	3	0	0	0	30	4	4	20	1	2	2	2	0	5	6	5	1	0	0	0.00
KADLEC Drahomir	5	RD	4	4	1	1	0	2	18	5.56	11	2	4	0	0	0	0	0	0	0.00	0	0	0	0	3	0	3	5	0	5	2	3	9	6	5	4	1	0	0	0.00
SCERBAN Bedrich	6	RD	4	4	0	0	0	0	16	0.00	10	1	5	0	0	0	0	0	0	0.00	0	0	0	0	21	2	4	13	0	2	2	4	1	5	3	6	-3	0	0	0.00
HAMRLIK Roman	7	LD	4	1	0	0	0	0	3	0.00	2	1	0	0	0	0	0	0	0	0.00	0	0	0	0	8	1	1	3	0	1	0	3	1	0	2	0	2	0	0	0.00
KUCERA Frantisek	8	RD	4	4	0	0	0	0	18	0.00	12	2	4	0	0	0	0	0	2	.50	1	0	0	0	17	4	3	7	1	4	1	4	4	3	5	6	-1	0	0	0.00
MECIAR Stanislav	27	RD	4	4	0	0	0	0	14	0.00	7	3	4	0	0	0	0	0	2	.50	1	0	0	0	23	1	6	12	0	8	1	4	5	4	5	3	2	0	0	0.00
KASTAK Kamil	12	LW	4	4	1	0	1	2	15	6.67	12	1	1	0	0	0	0	0	0	0.00	0	0	0	0	10	0	1	2	1	0	3	6	2	1	4	6	-2	0	1	0.00
ZEMLICKA Richard	13	LW	4	4	3	0	1	4	15	20.00	8	2	2	0	0	0	0	0	4	1.00	2	0	0	0	3	3	0	1	0	0	3	1	5	0	5	4	1	0	1	0.00
KUCERA Jiri	14	CE	4	4	3	0	0	3	11	27.27	4	1	3	2	0	1	0	0	0	0.00	0	0	0	0	4	0	0	2	0	2	3	1	4	0	4	3	1	40	51	43.96
DOPITA Jiri	16	CE	4	3	1	0	0	1	9	11.11	7	0	1	1	0	0	0	0	0	0.00	0	0	0	0	15	2	2	5	0	1	3	2	0	0	3	6	-3	33	29	53.23
SRSEN Tomas	17	RW	4	4	1	1	0	2	16	6.25	10	1	4	0	0	0	0	0	2	.50	1	0	0	0	3	0	0	1	0	0	2	1	1	0	3	5	-2	0	0	0.00
JANECKY Otakar	20	RW	4	4	0	0	2	2	14	0.00	10	1	3	0	0	0	0	0	0	0.00	0	0	0	0	3	0	1	2	0	1	3	2	4	2	4	3	1	4	6	[illegible]
HORAK Roman	23	CE	4	4	0	0	0	0	7	0.00	3	3	1	0	0	0	0	0	0	0.00	0	0	0	0	4	0	2	0	0	1	0	1	0	0	2	1	1	4	6	40.00
RUCINSKY Martin	24	LW	4	4	2	2	0	4	19	10.53	13	1	3	1	0	0	0	2	6	1.50	3	0	0	0	10	2	1	2	1	2	1	2	1	0	7	3	4	1	2	33.33
DOLEZAL Jiri	26	LW	4	4	1	1	0	2	11	9.09	6	3	1	0	0	0	0	0	0	0.00	0	0	0	0	16	1	1	9	0	1	5	2	1	2	4	3	1	0	1	0.00
BERANEK Josef	29	CE	4	4	1	2	0	3	26	3.85	12	4	9	0	0	0	0	0	0	0.00	0	0	0	0	7	0	2	3	0	0	2	1	1	0	6	3	3	50	38	56.82
TEJKL Petr	3	RD	4	2	0	0	0	0	9	0.00	4	1	4	0	0	0	0	0	2	1.00	1	0	0	0	7	2	2	4	1	2	1	1	3	3	0	2	-2	0	0	0.00
BIEGL Radek	30	GK	4	0	0	0	0	0	0	0.00	0	0	0	0	0	0	0	0	0	0.00	0	0	0	0	0	0	0	0	0	0	0	0	0	0	0	0	0	0	0	0.00
STRAKA Martin	11	CE	4	1	0	0	0	0	4	0.00	4	0	0	0	0	0	0	0	2	2.00	1	0	0	0	0	0	0	1	0	0	0	0	0	1	0	1	0	1	4	15	21.05
JAGR Jaromir	21	RW	4	1	0	1	0	1	5	0.00	4	0	1	0	0	0	0	0	0	0.00	0	0	0	0	1	0	0	0	0	0	2	0	1	0	1	0	1	0	0	0.00

Family & Surname	No	Po	GP	PI	MIP	MPI%	SOG	GA	SVS	SVS%	GAA	GKC	SHGA	SO	AVG	2	5	10	GMP	GAP
BRIZA Petr	1	GK	4	2	120.00	50.00	56	9	47	83.93	4.50	72.31	1	0	0.00	0	0	0	0	0
TUREK Roman	2	GK	4	2	120.00	50.00	37	4	33	89.19	2.00	21.62	0	0	0.00	0	0	0	0	0
BIEGL Radek	30	GK	4	0	0.00	0.00	0	0	0	0.00	0.00	0.00	0	0	0.00	0	0	0	0	0





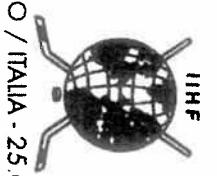

Gestetner

Players by Team NOR

Including Game No.:21

Family & Surname	No	Po	GP	PI	G	A1	A2	PTS	S	SG%	SSG	SSP	SPG	PPG	SHG	GWG	GTG	GAP	PIM	AVG	2	5	10	GMP	DAC	BCH	SCH	BBL	BAC	SBL	PRE	PCL	LOP	PAP	POP	NEP	+/-	FO+	FO-	FO%
SCHISTAD Robert	1	GK	4	2	0	0	0	0	0	0.00	0	0	0	0	0	0	0	0	0	0.00	0	0	0	0	2	0	0	0	0	0	0	2	0	0	1	5	-4	0	0	0.00
SALSTEN Petter	2	RD	4	4	0	0	0	0	10	0.00	8	0	2	0	0	0	0	0	0	0.00	0	0	0	0	35	5	7	13	1	2	6	8	3	4	3	7	-4	0	0	0.00
ANDERSEN BÖE Carl	4	RD	4	4	0	1	0	1	8	0.00	6	2	0	0	0	0	0	1	6	1.50	3	0	0	0	33	6	5	19	0	2	2	5	1	5	4	3	1	0	0	0.00
JAKOBSEN Tommy	7	RD	4	3	0	0	0	0	5	0.00	1	1	3	0	0	0	0	1	8	2.67	4	0	0	0	21	2	3	6	0	9	1	5	3	2	1	5	-4	0	0	0.00
MYRVOLD Anders	8	LD	4	4	0	0	0	0	1	0.00	0	1	0	0	0	0	0	1	4	1.00	2	0	0	0	6	0	1	5	0	1	0	1	1	1	0	1	-1	0	0	0.00
BARLIE Vegar	11	RW	4	4	1	0	0	1	5	20.00	3	1	0	0	0	0	0	0	0	0.00	0	0	0	0	14	1	4	2	0	2	1	6	1	1	1	5	-4	2	0	100.00
FAGERLI Jan Roar	12	RD	4	4	0	0	0	0	6	0.00	4	0	2	0	0	0	0	0	0	0.00	0	0	0	0	22	3	6	7	0	4	2	4	0	4	3	8	-5	0	0	0.00
NÖRSTEBÖ Svein Eno	15	LD	4	4	0	0	0	0	10	0.00	7	2	1	0	0	0	0	1	2	.50	1	0	0	0	23	0	4	7	0	3	0	10	0	1	4	6	-2	0	0	0.00
KNOLD Per Christia	16	LW	4	4	0	0	0	0	6	0.00	4	0	2	0	0	0	0	0	0	0.00	0	0	0	0	4	0	3	0	0	1	0	2	2	0	2	2	0	3	2	60.00
DAHLSTRÖM Ole Eski	18	CE	4	4	1	1	0	2	17	5.88	6	6	4	0	1	0	0	2	6	1.50	3	0	0	0	10	1	1	4	0	1	1	7	3	2	2	4	-2	4	2	66.67
KRISTIANSEN Erik	20	RW	4	4	0	0	0	0	6	0.00	5	0	1	0	0	0	0	0	0	0.00	0	0	0	0	8	1	4	1	0	2	0	2	1	1	1	6	-5	36	40	47.37
MAGNUSSEN Trond Ve	21	LW	4	4	1	0	0	1	7	14.29	5	0	1	0	0	0	0	0	2	.50	1	0	0	0	4	0	0	0	0	0	1	7	1	3	3	6	-3	0	0	0.00
THORESEN Petter	22	RW	4	3	1	0	0	1	1	100.00	0	0	0	0	0	0	0	0	4	1.33	2	0	0	0	0	1	1	0	0	0	0	1	0	3	1	3	-2	14	11	56.00
FINSTAD Morten	23	CE	4	4	0	0	0	0	5	0.00	2	2	1	0	0	0	0	0	0	0.00	0	0	0	0	13	0	2	2	0	1	5	5	0	2	1	2	-1	23	34	40.35
NILSEN Sjur Robert	24	RW	4	4	0	0	0	0	2	0.00	2	0	0	0	0	0	0	1	6	1.50	3	0	0	0	11	2	0	7	0	2	2	1	2	1	0	1	-1	0	0	0.00
SALSTEN Jörgen	26	LD	4	4	0	0	0	0	2	0.00	1	0	1	0	0	0	0	0	2	.50	1	0	0	0	14	0	2	8	0	3	0	5	2	2	2	3	-1	0	0	0.00
JOHANSEN Tom	29	RW	4	4	0	0	0	0	4	0.00	2	1	1	0	0	0	0	0	2	.50	1	0	0	0	6	0	2	2	0	1	0	3	1	1	3	3	0	0	2	0.00
MARTHINSEN Jim	30	GK	4	3	0	0	0	0	0	0.00	0	0	0	0	0	0	0	0	0	0.00	0	0	0	0	0	0	0	0	0	0	0	0	0	0	0	0	7	12	-5	0	1	0.00
OLSEN Öystein	33	LW	4	4	0	2	0	2	9	0.00	6	1	2	0	0	0	0	1	4	1.00	2	0	0	0	19	2	4	8	1	0	6	0	1	1	2	4	-2	17	17	50.00
RATH Marius	37	LW	4	4	2	0	0	2	8	25.00	4	2	0	1	0	0	0	0	0	0.00	0	0	0	0	5	0	1	0	0	0	1	5	1	1	2	1	1	2	2	50.00
ALLMAN Steve	35	GK	4	0	0	0	0	0	0	0.00	0	0	0	0	0	0	0	0	0	0.00	0	0	0	0	0	0	0	0	0	0	0	0	0	0	0	0	0	0	0	0.00
KNUTSEN Espen	41	CE	4	4	2	0	0	2	10	20.00	5	2	1	0	0	0	0	0	0	0.00	0	0	0	0	18	2	0	2	1	4	4	5	0	0	4	7	-3	37	30	55.22
HOFF Geir	10	LW	4	2	0	0	0	0	2	0.00	1	1	0	0	0	0	0	0	2	1.00	1	0	0	0	8	0	0	3	0	1	2	2	0	0	0	1	-1	4	3	57.14

Family & Surname	No	Po	GP	PI	MIP	MPI%	SOG	GA	SVS	SVS%	GAA	GKC	SHGA	SO	AVG	2	5	10	GMP	GAP
SCHISTAD Robert	1	GK	4	2	70.32	29.39	32	5	27	84.38	4.25	66.38	3	0	0.00	0	0	0	0	0
MARTHINSEN Jim	30	GK	4	3	169.28	70.61	107	12	95	88.79	4.25	47.64	4	0	0.00	0	0	0	0	0
ALLMAN Steve	35	GK	4	0	0.00	0.00	0	0	0	0.00	0.00	0.00	0	0	0.00	0	0	0	0	0







ICEHOCKEY WORLD CHAMPIONSHIP / POOL - A / BOLZANO/BOZEN - VAL DI FASSA - MILANO / ITALIA - 25.04. - 08.05.1994

Date: 30. 4.94 Start:20:00 End:22:21 Place:Val di Fassa Game Nr.: 23 2:6 Page 1 of 1

Team A: USA

Family & Given Name	Nr	Pos	P	G	Time	S	A1	A2	GS	Positive Part A						Negative Part B					
HEBERT Guy	1	*GK	Y	1	11.41	3	4		PP	1	3	4	21	9	23	30	16	26	8	34	
KUNTAR Les	30	GK	Y	2	55.05	13	21		EQ	30	13	21	23	3	4	30	8	34	16	26	12
WOLANIN Craig C	2	LD	Y																		
BEERS Bob	3	*RD	Y																		
CHAMBERS Shawn	4	*LD	Y																		
RICHTER Barry	5	LD	Y																		
MEATON Pat	6	LD	Y																		
LAZARO Jeff	8	LW	Y																		
WEIGHT Doug A	9	*CE	Y																		
SACCO Joe	10	RW	Y																		
SWEENEY Tim	12	LW	Y																		
PODEIN Shjon	13	LW	Y																		
JANNEY Craig	15	CE	Y																		
COLE Danton	17	CE	Y																		
DUROUE Phil	18	RW	Y																		
LILLEY John	19	RW	Y																		
LINDSAY Bill	21	*LW	Y																		
YOUNG Scott A	23	*RW	Y																		
MCSWEEN Don	24	RD	Y																		
CIAVAGLIA Peter	26	CE	Y																		
HILL Sean	28	RD	Y																		

PENALTIES					
Time	Nr	Min	Offence	Start	End
3.40	9	2	HOOK	3.40	5.40
8.18	28	2	HOLD	8.18	10.18
22.37	18	2	TRIP	22.37	24.37
45.11	5	2	HOLD	45.11	47.11
49.13	9	2	TRIP	49.13	51.13
52.43	13	2	ROUGH	52.43	54.43

Coach:WILSON Ron Coach:ARMY Tim Manager:NANNE Lou

Team B: SWE

Family & Given Name	Nr	Pos	P	G	Time	S	A1	A2	GS	Positive Part B						Negative Part A					
NORDSTRÖM Roger	30	*GK	Y	1	25.41	11	19		EQ	30	11	19	3	22	18	1	26	19	9	3	4
SALO Tommy	35	GK	N	2	29.21	13	22		EQ	30	13	22	11	2	14	1	26	19	28	4	3
SJÖDIN Tommy	2	RD	Y	3	29.52	27	13		EQ	30	27	13	14	2	17	1	18	13	2	24	17
ANDERSSON Peter	3	LD	Y	4	31.52	23	15		SH	30	23	15	2	14		1	15	17	12	2	24
SVENSSON Magnus	8	*LD	Y	5	35.40	20			EQ	30	20	15	23	3	19	1	12	10	15	3	4
HANSSON Roger	11	LW	Y	6	43.13	18			SH	30	18	22	8	34		30	21	23	9	3	4
BACKELL Andreas	12	RW	Y																		
SUNDIN Mats	13	*RW	Y																		
STILLMAN Fredrik A	14	LD	Y																		
ÖRNSKOG Stefan	15	CE	Y																		
CARNBÄCK Patrik	16	LW	Y																		
LARSSON Jan	17	*CE	Y																		
BERGQVIST Jonas A	18	LW	Y																		
JÖNSSON Kenny	19	RD	Y																		
NSSON Jörgen	20	CE	Y																		
ERGLUND Charles C	22	CE	Y																		
ANDERSSON Mikael	23	RW	Y																		
JOHANSSON Mikael	26	CE	Y																		
FORSLUND Tomas	27	*LW	Y																		
JOHANSSON Roger	34	*RD	Y																		

PENALTIES					
Time	Nr	Min	Offence	Start	End
3.40	17	2	SPEAR	3.40	5.40
3.40	17	10	MISC	5.40	15.40
5.34	22	2	HI-ST	5.34	7.34
10.25	11	2	HI-ST	10.25	11.41
31.35	8	2	HOLD	31.35	33.35
37.12	17	2	TRIP	37.12	39.12
41.45	16	2	HOLD	41.45	43.45
50.31	16	2	HOOK	50.31	52.31

Coach:LUNDMARK Curt Coach:MARTS Pär Manager:ENGLUND Christer

Game Summary

P	GF:GA	SSG	SSP	SPG	SOG	S	PIM	TPP	PPG	SHG	PO+	DAC
1	1:0	0:11	3:9	1:2	1:11	5:22	4:16	3.16:2.00	1:0	0:0	15:14	25:20
2	0:5	9:10	4:2	3:2	9:15	16:19	2:4	4.00:2.00	0:0	0:1	16:8	4:16
3	1:1	5:10	2:1	5:3	6:11	13:15	6:4	3.18:5.18	0:0	0:1	9:12	22:9
SU	2:6	14:31	9:12	9:7	16:37	34:56	12:24	10.34:9.18	1:0	0:2	40:34	51:45

Goalkeepers Record

Time	GKA	GKB	ENG	A	MIP	B	MIP
0.00	1	30		1	40.00	30	60.00
40.00	30			30	20.00	35	0.00

Referee	Linesman	Linesman	Goaljudge	Goaljudge	Game-TKP	Pen-TKP	Off.Scorer	Spect.
Simmonds,B./C	McTague,C./CA	Karabanov/RUS	Spinella/ITA	Scanacapra/IT	Degregori/ITA	Savaris/ITA	Vescovi/ITA	0

Gestetner

Date: 94. 4.30 **Game No: 23** **Period: 1**

USA GK 1

GK 30

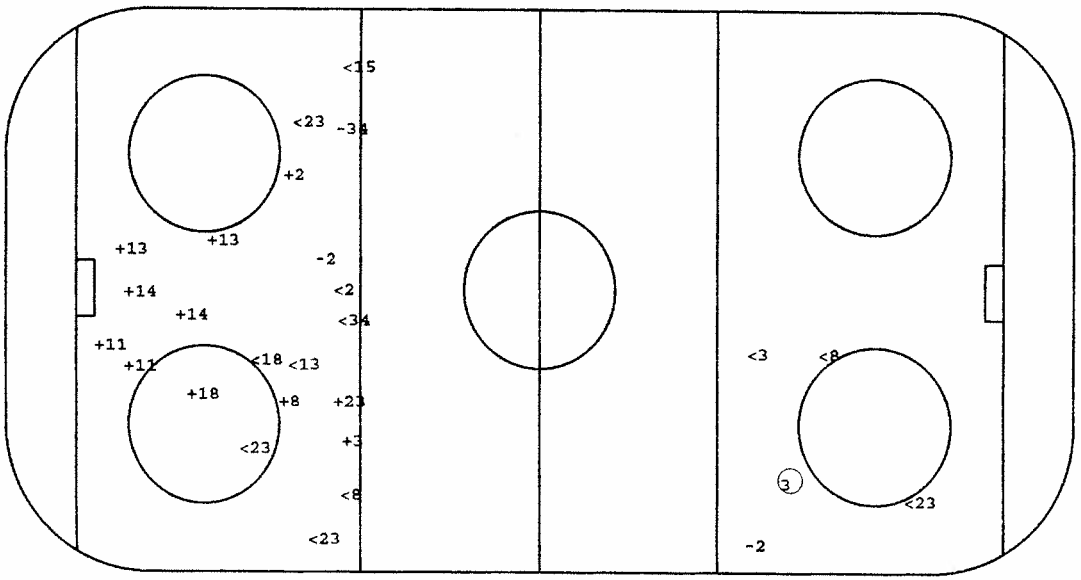

SWE GK 30

3

GK 35

O Goal +SSG <SSP -SPG

Face - Offs

DZ		MZ	AZ
9	-15	9	15
17	15	- 9	23
26	15	-26	17
15	13	9	
-17		-15	
-17		-19	
17			
13			
-13			
-17			
- 9			
-15			
-26			
-17			
-21			
9			

Defense Activity

Team	BCH	SCH	BBL		SBL		BAC	PRE	PCL	-LOP	-PAP
USA	6	6	2	4	17	4	3	3	4	2	5
	15	12	23	2	28				2	9	4
	28	2	2	6	17				4	4	24
	6		17	9	12					2	4
			4	2	2					28	3
			2	9	2					2	12
			3	18	4						
			17	6	28						
SWE		8	17	2	34			16	14		8
		34	2	34				15	14		3
			19	14				14			34
			34	2				15			
			8					15			
			2					16			
			14								
			2								

Face - Offs

AZ		MZ	DZ
-17	26	-17	-26
-15	-26	17	-26
-22	-15	22	-18
-26	-23	-26	
15		15	
22		22	
-15			
-26			
22			
15			
15			
26			
15			
18			
13			
-17			

GK GoalKeeper
SSG Shot Saved by GK
SSP Shot Saved by def.Player
SPG Shot Past Goal
DZ Defence Zone
MZ Middle Zone
AZ Attack Zone
BCH BodyCHeck
SCH Stick Contact Check
BBL BodyBLock
SBL ShotBLock
BAC BAck Checking
PRE Puck REcovery
PCL Puck CLearing
LOP Loss Of Puck
PAP Play Away from Puck

Gestetner

C.O.N.I.
ICEHOCKEY WORLD CHAMPIONSHIP / POOL - A / BOLZANO/BOZEN - VAL DI FASSA - MILANO / ITALIA - 25.04. - 08.05.1994

SWE **GK 30**

GK 35

Date: 94. 4.30 **Game No: 23** **Period: 2**

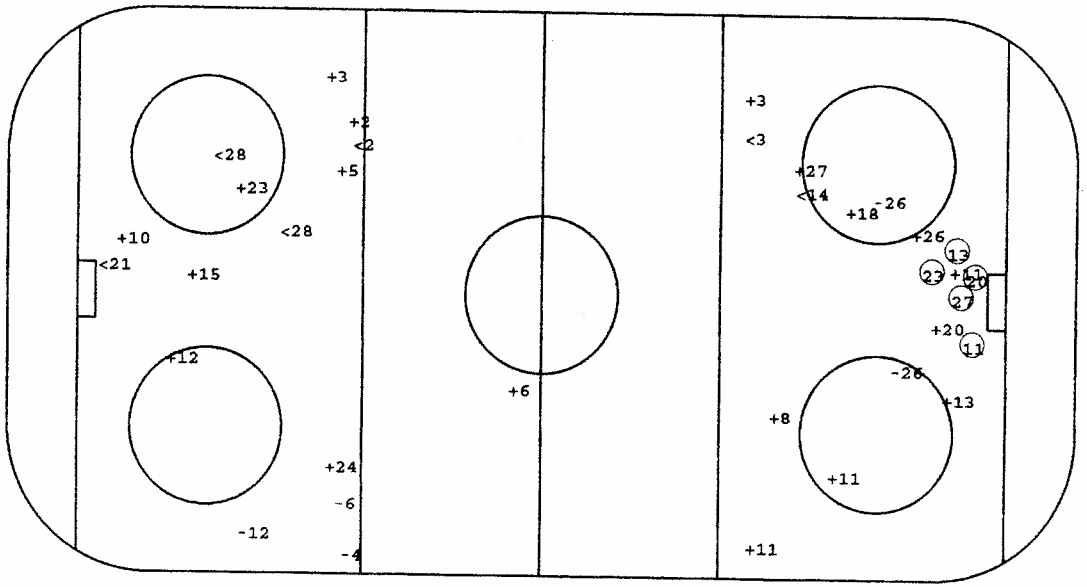

USA **GK 1**

11 13

20 27 23

GK 30

O Goal +SSG <SSP -SPG

Face - Offs

DZ	MZ	AZ
-26	-17	-26
15	26	-26
-26	-26	17
-22	15	15
-18	-17	22
	-17	-15
	26	-22
	22	
	-26	
	-15	
	-22	
	-15	

Defense Activity

Team	BCH	SCH	BBL	SBL	BAC	PRE	PCL	-LOP	-PAP
SWE		34	20 34	2	20	16	19	16	26
		20	8	3		16	3		8
		3	22	11		23			34
		11	34						3
			14						2
			14						
			2						
			19						
USA	2	6	9	18	6	28		2	10 24
	3	2	2	6		28		8	4 2
	6	28	4			24		2	24 3
	24		24					10	8
	6		3					28	3
			23						28
									2
									24

Face - Offs

AZ	MZ	DZ
17	9	17
-17	-15	26
15	17	-12
15	- 9	- 9
15	15	-19
	17	9
	- 9	12
	-15	
	26	
	15	
	9	
	9	

GK GoalKeeper
SSG Shot Saved by GK
SSP Shot Saved by def.Player
SPG Shot Past Goal
DZ Defence Zone
MZ Middle Zone
AZ Attack Zone
BCH BodyCHeck
SCH Stick Contact Check
BBL BodyBLock
SBL ShotBLock
BAC BAck Checking
PRE Puck REcovery
PCL Puck CLearing
LOP Loss Of Puck
PAP Play Away from Puck

Gestetner

C.O.N.I.
ICEHOCKEY WORLD CHAMPIONSHIP / POOL - A / BOLZANO/BOZEN - VAL DI FASSA - MILANO / ITALIA - 25.04. - 08.05.1994

Date: 94. 4.30 **Game No: 23** **Period: 3**

USA **GK 1**

GK 30

18

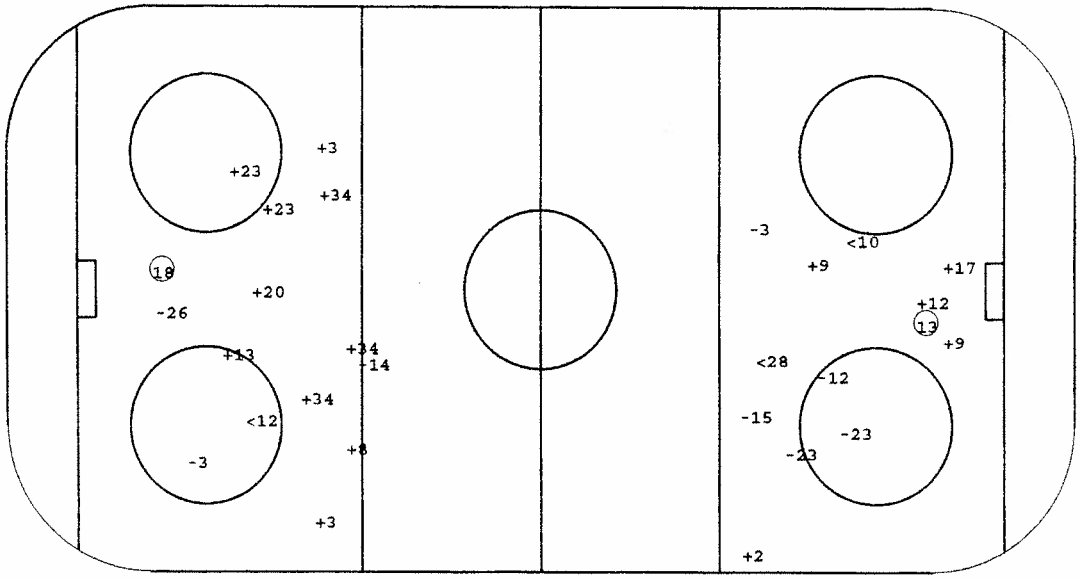

SWE **GK 30**

13

GK 35

O Goal +SSG <SSP -SPG

Face - Offs

DZ	MZ	AZ
-26	- 9	-15
-17	9	9
-26	26	- 9
9	-13	
18	- 9	
-15	-15	
26	17	
-17	12	
15	- 9	

Defense Activity

Team	BCH	SCH	BBL	SBL	BAC	PRE	PCL	-LOP	-PAP
USA	5	2	24 2	28		23	4	30	24
	4	3	13 5	28		5	17	5	30
	28	4	24 28				28	4	9
	23	13	9 15				28	3	2
	5	28	28						3
		2	5						6
		5	6						
			5						
SWE		19	14	2	15	2	2	17	8
		15	14			19	14		3
			20			22	18		12

Face - Offs

AZ	MZ	DZ
14	17	15
17	-18	-15
26	-17	22
-22	26	
-17	22	
22	15	
-17	-17	
26	-17	
-22	15	

GK GoalKeeper
SSG Shot Saved by GK
SSP Shot Saved by def.Player
SPG Shot Past Goal
DZ Defence Zone
MZ Middle Zone
AZ Attack Zone
BCH BodyCHeck
SCH Stick Contact Check
BBL BodyBLock
SBL ShotBLock
BAC BAck Checking
PRE Puck REcovery
PCL Puck CLearing
LOP Loss Of Puck
PAP Play Away from Puck

Gestetner

Gestetner

Players by Team SWE

Including Game No.:23

Family & Surname	No	Po	GP	PI	G	A1	A2	PTS	S	SG%	SSG	SSP	SPG	PPG	SHG	GWG	GTG	GAP	PIM	AVG	2	5	10	GMP	DAC	BCH	SCH	BBL	BAC	SBL	PRE	PCL	LOP	PAP	POP	NEP	+/-	FO+	FO-	FO%
ANDERSSON Mikael	23	RW	4	4	1	0	0	1	18	5.56	11	5	1	0	1	0	0	0	0	0.00	0	0	0	0	8	0	1	3	1	0	3	0	0	0	3	1	2	1	3	25.00
ANDERSSON Peter	3	LD	4	4	0	1	0	1	15	0.00	10	3	2	0	0	0	0	0	2	.50	1	0	0	0	4	0	3	4	0	1	1	1	1	5	7	3	4	0	0	0.00
BERGLUND Charles	22	CE	4	4	1	1	0	2	7	14.29	3	0	3	0	0	0	0	0	2	.50	1	0	0	0	6	0	0	5	1	0	2	1	2	1	5	4	1	35	25	58.33
BERGQVIST Jonas	18	LW	4	4	2	2	1	5	16	12.50	9	3	2	0	1	0	0	0	2	.50	1	0	0	0	3	0	0	2	0	1	0	1	0	1	8	2	6	1	3	25.00
CARNBÄCK Patrik	16	LW	4	4	0	0	0	0	4	0.00	3	1	0	0	0	0	0	0	4	1.00	2	0	0	0	4	2	0	1	0	0	4	1	3	1	0	5	-5	2	0	100.00
HANSSON Roger	11	LW	4	4	2	2	0	4	22	9.09	14	5	1	0	0	1	0	1	4	1.00	2	0	0	0	4	0	2	2	1	1	1	0	0	3	8	4	4	0	0	0.00
HEDBERG Johan	1	GK	4	0	0	0	0	0	0	0.00	0	0	0	0	0	0	0	0	0	0.00	0	0	0	0	0	0	0	0	0	0	0	0	0	0	0	0	0	0	0	0.00
JOHANSSON Mikael	26	CE	4	4	1	0	0	1	13	7.69	7	0	5	1	0	0	0	0	0	0.00	0	0	0	0	4	0	0	1	0	0	3	1	0	1	6	4	2	35	45	43.75
JOHANSSON Roger	34	RD	4	4	0	1	0	1	15	0.00	7	2	6	0	0	0	0	0	4	1.00	2	0	0	0	11	3	2	6	0	5	0	1	2	4	7	4	3	0	0	0.00
JUHLIN Patrik	5	RW	4	1	0	0	0	0	0	0.00	0	0	0	0	0	0	0	0	0	0.00	0	0	0	0	0	0	0	0	0	0	0	0	0	0	0	0	0	0	0	0.00
JÖNSSON Kenny	19	RD	4	4	0	1	0	1	14	0.00	6	6	2	0	0	0	0	0	4	1.00	2	0	0	0	7	2	1	4	0	0	3	2	0	5	6	3	3	0	0	0.00
LARSSON Jan	17	CE	4	4	0	0	2	2	8	0.00	7	0	1	0	0	0	0	0	14	3.50	2	0	1	0	9	0	3	5	0	1	2	1	2	1	5	1	4	31	33	48.44
NORDSTRÖM Roger	30	GK	4	2	0	0	0	0	0	0.00	0	0	0	0	0	0	0	0	0	0.00	0	0	0	0	0	0	0	0	0	0	0	0	0	0	12	2	10	0	0	0.00
SALO Tommy	35	GK	4	2	0	0	0	0	0	0.00	0	0	0	0	0	0	0	0	0	0.00	0	0	0	0	0	0	0	0	0	0	0	0	0	0	6	8	-2	0	0	0.00
SJÖDIN Tommy	2	RD	4	4	0	0	0	0	16	0.00	10	3	3	0	0	0	0	0	4	1.00	2	0	0	0	23	2	1	13	0	4	3	4	0	4	5	3	2	0	0	0.00
STILLMAN Fredrik	14	LD	4	4	0	0	0	0	12	0.00	6	3	3	0	0	0	0	0	4	1.00	2	0	0	0	19	0	4	8	0	5	4	3	2	3	4	3	1	1	0	100.00
SUNDIN Mats	13	RW	4	4	3	3	0	6	19	15.79	12	2	2	1	0	0	0	0	0	0.00	0	0	0	0	6	0	0	3	0	0	1	2	0	0	8	3	5	6	6	50.00
SVENSSON Magnus	8	LD	4	4	3	0	0	3	19	15.79	11	4	1	2	0	0	0	0	4	1.00	2	0	0	0	16	4	2	12	1	0	3	1	2	5	6	4	2	0	0	0.00
ÖRNSKOG Stefan	15	CE	4	4	1	1	0	2	6	16.67	2	2	1	0	0	0	0	0	0	0.00	0	0	0	0	2	0	2	0	1	0	3	0	0	4	3	3	0	13	16	44.83
DACKELL Andreas	12	RW	4	3	2	0	0	2	9	22.22	5	1	1	0	0	0	0	0	0	0.00	0	0	0	0	2	0	0	3	0	0	0	0	0	1	4	1	3	0	1	0.00
JÖNSSON Jörgen	20	CE	4	3	1	0	0	1	6	16.67	3	0	2	0	0	0	0	0	2	.67	1	0	0	0	4	0	1	3	1	0	0	0	0	1	1	1	0	2	1	66.67
FORSLUND Tomas	27	LW	4	1	1	0	0	1	2	50.00	1	0	0	0	0	1	0	0	0	0.00	0	0	0	0	0	0	0	0	0	0	0	0	0	0	1	0	1	0	0	0.00

Family & Surname	No	Po	GP	PI	MIP	MPI%	SOG	GA	SVS	SVS%	GAA	GKC	SHGA	SO	AVG	2	5	10	GMP	GAP
HEDBERG Johan	1	GK	4	0	0.00	0.00	0	0	0	0.00	0.00	0.00	0	0	0.00	0	0	0	0	0
NORDSTRÖM Roger	30	GK	4	2	120.00	50.00	32	2	30	93.75	1.00	6.25	1	1	0.00	0	0	0	0	0
SALO Tommy	35	GK	4	2	120.00	50.00	56	8	48	85.71	4.00	57.16	0	0	0.00	0	0	0	0	0

Gestetner

Players by Team USA

Including Game No.:23

Family & Surname	No	Po	GP	PI	G	A1	A2	PTS	S	SG%	SSG	SSP	SPG	PPG	SHG	GWG	GTG	GAP	PIM	AVG	2	5	10	GMP	DAC	BCH	SCH	BBL	BAC	SBL	PRE	PCL	LOP	PAP	POP	NEP	+/-	FO+	FO-	FO%
HEBERT Guy	1	GK	4	4	0	0	0	0	0	0.00	0	0	0	0	0	0	0	0	0	0.00	0	0	0	0	0	0	0	0	0	0	0	0	0	0	18	11	7	0	0	0.00
KUNTAR Lee	30	GK	4	1	0	0	0	0	0	0.00	0	0	0	0	0	0	0	0	0	0.00	0	0	0	0	-2	0	0	0	0	0	0	0	0	1	1	1	1	0	0	0.00
LITTMAN David	29	GK	4	0	0	0	0	0	0	0.00	0	0	0	0	0	0	0	0	0	0.00	0	0	0	0	0	0	0	0	0	0	0	0	0	0	0	0	0	0	0	0.00
BEERS Bob	3	RD	4	4	2	0	0	2	15	13.33	7	3	3	2	0	1	0	0	0	0.00	0	0	0	0	22	2	6	8	1	7	4	3	1	8	9	6	3	0	0	0.00
CHAMBERS Shawn	4	LD	4	4	0	1	1	2	15	0.00	4	6	5	0	0	0	0	0	4	1.00	2	0	0	0	25	3	4	12	1	4	3	6	2	6	8	6	2	0	0	0.00
HILL Sean	28	RD	4	4	0	0	1	1	15	0.00	7	6	2	0	0	0	0	0	2	.50	1	0	0	0	30	6	5	8	0	7	5	6	4	3	3	2	1	-1	0	0.00
MCSWEEN Don	24	RD	4	4	0	1	0	1	5	0.00	4	0	1	0	0	0	0	0	0	0.00	0	0	0	0	13	1	1	7	0	3	5	2	1	5	7	4	3	[illegible]	[illegible]	0.00
NEATON Pat	6	LD	4	4	2	0	0	2	12	16.67	6	2	2	0	0	0	0	0	6	1.50	3	0	0	0	23	5	6	10	1	1	1	2	1	2	4	2	2	0	0	0.00
RICHTER Barry	5	LD	4	4	0	0	0	0	4	0.00	3	0	1	0	0	0	0	0	4	1.00	2	0	0	0	15	3	2	8	1	1	2	0	1	1	1	0	1	0	0	0.00
WOLANIN Craig	2	LD	4	4	2	0	0	2	16	12.50	7	5	2	1	0	0	0	0	0	0.00	0	0	0	0	18	3	7	15	0	4	2	4	11	6	6	5	1	0	0	0.00
BOURQUE Phil	18	RW	4	4	0	1	0	1	3	0.00	1	2	0	0	0	0	0	0	4	1.00	2	0	0	0	10	1	0	4	0	2	2	2	1	0	2	1	1	1	0	100.00
CIAVAGLIA Peter	26	CE	4	4	1	0	0	1	5	20.00	2	2	0	0	0	0	0	0	2	.50	1	0	0	0	4	0	0	1	0	2	0	1	0	0	2	2	0	26	20	56.52
COLE Danton	17	CE	4	4	1	1	0	2	10	10.00	8	1	0	0	0	0	0	0	2	.50	1	0	0	0	12	1	1	4	0	4	0	2	0	1	6	2	4	29	25	53.70
LAZARO Jeff	8	LW	4	4	0	0	0	0	6	0.00	4	2	0	0	0	0	0	0	4	1.00	2	0	0	0	6	0	2	4	0	1	2	0	1	2	1	1	0	0	0	0.00
LILLEY John	19	RW	4	4	1	0	0	1	5	20.00	4	0	0	0	0	0	0	1	10	2.50	5	0	0	0	5	0	2	2	0	1	0	1	0	1	3	2	1	2	3	40.00
LINDSAY Bill	21	LW	4	4	3	1	0	4	11	27.27	6	2	0	1	0	1	0	0	0	0.00	0	0	0	0	4	0	0	1	0	0	2	1	0	0	7	2	5	1	1	50.00
PODEIN Shjon	13	LW	4	4	3	1	0	4	7	42.86	3	0	1	0	0	0	0	0	8	2.00	4	0	0	0	7	1	1	2	0	0	1	3	0	1	7	3	4	5	5	50.00
SACCO Joe	10	RW	4	4	0	1	0	1	7	0.00	4	1	2	0	0	0	0	0	2	.50	1	0	0	0	0	0	0	1	0	0	0	1	1	1	2	6	-4	0	0	0.00
SWEENEY Tim	12	LW	4	4	3	2	0	5	12	25.00	6	1	2	1	0	1	0	0	0	0.00	0	0	0	0	4	0	3	1	0	1	1	1	0	3	7	6	1	12	20	37.50
WEIGHT Doug	9	CE	4	4	0	4	0	4	8	0.00	6	1	1	0	0	0	0	1	14	3.50	7	0	0	0	5	0	1	6	0	0	0	0	1	1	6	3	3	37	32	53.62
YOUNG Scott	23	RW	4	4	1	0	0	1	19	5.26	8	4	6	0	0	0	0	0	2	.50	1	0	0	0	9	1	0	5	0	1	2	0	0	0	7	1	6	6	2	75.00
JANNEY Craig	15	CE	4	3	0	1	2	3	3	0.00	1	1	1	0	0	0	0	0	0	0.00	0	0	0	0	4	1	1	1	0	0	0	1	0	0	5	4	1	34	23	59.65

Family & Surname	No	Po	GP	PI	MIP	MPI%	SOG	GA	SVS	SVS%	GAA	GKC	SHGA	SO	AVG	2	5	10	GMP	GAP
HEBERT Guy	1	GK	4	4	220.00	91.67	119	11	108	90.76	3.00	27.72	2	0	0.00	0	0	0	0	0
KUNTAR Lee	30	GK	4	1	20.00	8.33	11	1	10	90.91	3.00	27.27	0	0	0.00	0	0	0	0	0
LITTMAN David	29	GK	4	0	0.00	0.00	0	0	0	0.00	0.00	0.00	0	0	0.00	0	0	0	0	0



C.O.N.I.





ICEHOCKEY WORLD CHAMPIONSHIP / POOL - A / BOLZANO/BOZEN - VAL DI FASSA - MILANO / ITALIA - 25.04. - 08.05.1994

Date: 2. 5.94 Start:13:00 End:15:11 Place:Val di Fassa Game Nr.: 25 1:4 Page 1 of 1

Team A: NOR

Family & Given Name	Nr	Pos	P	G	Time	S	A1	A2	GS	Positive Part A						Negative Part B					
MARTHINSEN Jim	30	*GK	Y	1	2.23	22	2		EQ	30	22	2	4	24	16	29	28	9	5	24	11
SCHISTAD Robert	1	GK	N																		
SALSTEN Petter C	2	*RD	Y																		
ANDERSEN BÖE Carl O	4	*RD	Y																		
JAKOBSEN Tommy	7	RD	Y																		
MYRVOLD Anders	8	LD	Y																		
HOFF Geir A	10	LW	Y																		
BARLIE Vegar	11	*RW	Y																		
FAGERLI Jan Roar	12	RD	Y																		
NÖRSTEBÖ Svein Enok	15	LD	Y																		
KNOLD Per Christian	16	LW	Y																		
DAHLSTRÖM Ole Eskil	18	*CE	Y																		
[illegible]STIANSEN Erik	20	*RW	Y																		
[illegible]NUSSEN Trond Veg	21	LW	Y																		
THORESEN Petter A	22	RW	Y																		
FIKSTAD Morten	23	CE	Y																		
NILSEN Sjur Robert	24	RW	Y																		
SALSTEN Jörgen	26	LD	Y																		
JOHANSEN Tom	29	RW	N																		
OLSEN Öystein	33	LW	Y																		
RATH Marius	37	LW	Y																		
KNUTSEN Espen	41	CE	Y																		

PENALTIES

Time	Nr	Min	Offence	Start	End
25.54	2	2	HOOK	25.54	27.54
39.12	20	2	HOLD	39.12	41.12
58.24	2	2	HOOK	58.24	58.54
59.45	20	2	ROUGH	59.45	60.00
59.45	2	2	ROUGH	59.45	60.00

Coach:OHLSON Bengt Coach:JOBS Tore Manager:HAUKELAND Jon

Team B: FRA

Family & Given Name	Nr	Pos	P	G	Time	S	A1	A2	GS	Positive Part B						Negative Part A					
YLÖNEN Petri	29	*GK	Y	1	1.10	6	27		EQ	29	6	27	21	7	16	30	23	21	15	11	12
VALLIERE Michel	31	GK	N	2	33.20	9	28		EQ	29	9	28	5	10	12	30	12	15	18	20	11
BOYON Christophe	3	LD	Y	3	44.41	18	3		EQ	29	18	3	20	32	12	30	7	26	41	21	33
WOODBURN Steven	5	*LD	Y	4	58.54	10	7	21	PP	29	10	7	21	12	27	30	12	18	10	41	
ORSOLINI Lionel	6	LD	Y																		
BARIN Stephane	7	RW	Y																		
BRIAND Arnaud	8	*RW	Y																		
DUNN Patrick	9	LW	Y																		
POUSSE Pierre A	10	CE	Y																		
BABIN Mickael	11	LW	Y																		
BOZON Philippe	12	*LW	Y																		
LAPORTE Benoit	14	RW	Y																		
[illegible]OINE Jean-Philip	16	*LD	Y																		
[illegible] Pierrick A	17	CE	Y																		
[illegible]ARQUE Eric	18	LW	Y																		
LEBLANC Michel	20	LD	Y																		
VILLE Christophe	21	CE	Y																		
GUENNELON Gerald	23	RD	N																		
PEREZ Denis C	24	RD	Y																		
POUDRIER Serge	27	RD	Y																		
DUBE Roger	28	RW	Y																		
PAJONKOWSKI Franck	32	*CE	Y																		

PENALTIES

Time	Nr	Min	Offence	Start	End
5.54	32	2	INTERF	5.54	7.54
38.30	32	2	HOLD	38.30	40.30
46.02	27	2	HOLD	46.02	48.02
54.51	7	2	HOOK	54.51	56.51
59.45	16	2	ROUGH	59.45	60.00
59.45	27	2	ROUGH	59.45	60.00

Coach:LARSSON Kjell Coach:SOZZI Jean Claude Manager:FRANCHETERRE Patrick

Game Summary

P	GF:GA	SSG	SSP	SPG	SOG	S	PIM	TPP	PPG	SHG	FO+	DAC
1	1:1	7:6	3:6	5:2	8:7	16:15	0:2	2.00:0.00	0:0	0:0	8:8	24:14
2	0:1	2:11	2:6	2:4	2:12	6:22	4:2	0.42:2.00	0:0	0:0	8:17	13:20
3	0:2	7:6	3:2	2:0	7:8	12:10	6:8	4.00:1.12	0:1	0:0	10:14	13:27
SU	1:4	16:23	8:14	9:6	17:27	34:47	10:12	6.42:3.12	0:1	0:0	26:39	50:61

Goalkeepers Record

Time	GKA	GKB	ENG	A	MIP	B	MIP
0.00	30	29		30	60.00	29	60.00
				1	0.00	31	0.00

Referee	Linesman	Linesman	Goaljudge	Goaljudge	Game-TKP	Pen-TKP	Off.Scorer	Spect.
Galinovsky/RU	Nosov,V./RUS	Murray,S./GBR	Gagliardi/ITA	Spinella/ITA	Degregori/ITA	Davarda/ITA	Vescovi/ITA	700

Gestetner

Gestetner

NOR **GK 30** **Date: 94. 5. 2** **Game No: 25** **Period: 1** **FRA** **GK 29**

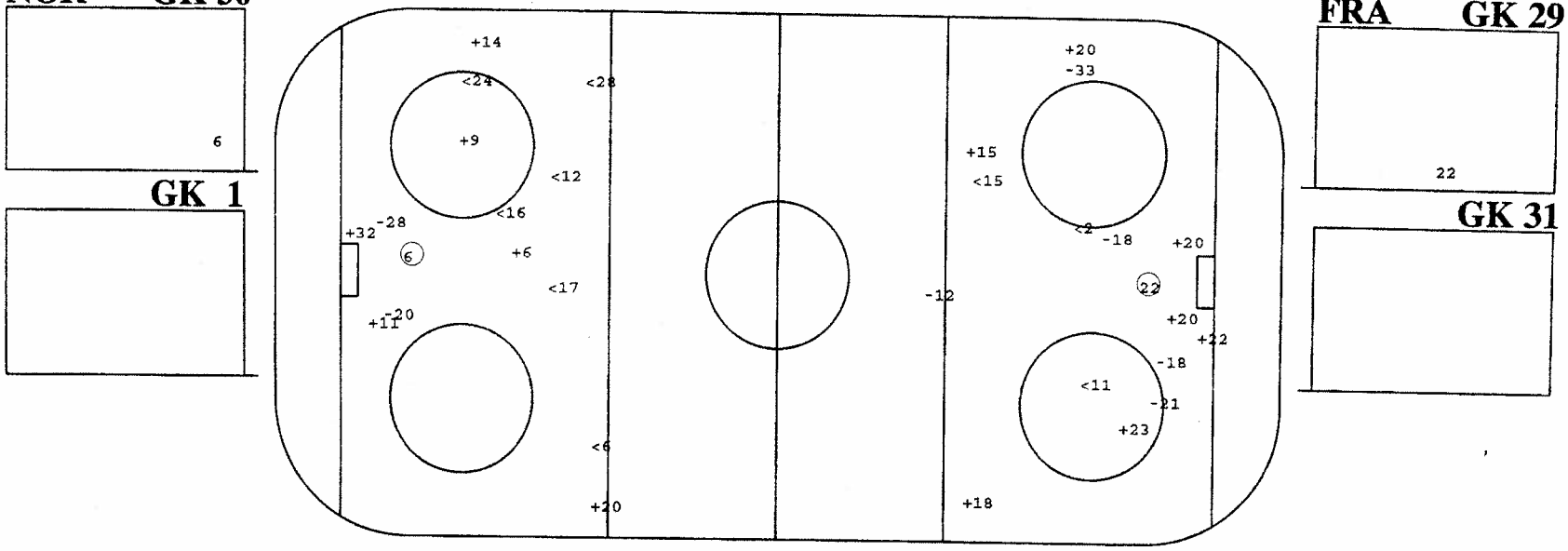

○ Goal +SSG <SSP -SPG

Face - Offs

DZ	MZ	AZ
-23	-20	20
23	-23	-33
20	-20	33
33	-23	23
-23	20	
-16		
22		

Defense Activity

Team	BCH	SCH	BBL	SBL	BAC	PRE	PCL	-LOP	-PAP
NOR	7	15	15 21	7		20	4	26	15
	41	12	7 4	16		41	15		11
		23	16	11		15	7		12
			4	15		4			
			15	7		20			
			7						
			12						
			15						
FRA	21		10	24		18	9	28	27
	17		17	3		18		27	
	9		24	5				21	
			5	24					
			3	18					
			24	18					

Face - Offs

AZ	MZ	DZ
17	32	-21
-21	17	32
-21	32	-32
-10	17	-21
32	-32	
21		
-21		

GK GoalKeeper
SSG Shot Saved by GK
SSP Shot Saved by def.Player
SPG Shot Past Goal
DZ Defence Zone
MZ Middle Zone
AZ Attack Zone
BCH BodyCHeck
SCH Stick Contact Check
BBL BodyBLock
SBL ShotBLock
BAC BAck Checking
PRE Puck REcovery
PCL Puck CLearing
LOP Loss Of Puck
PAP Play Away from Puck

Gestetner

FRA **GK 29**

GK 31

Date: 94. 5. 2 **Game No: 25** **Period: 2**

NOR **GK 30**

9

GK 1

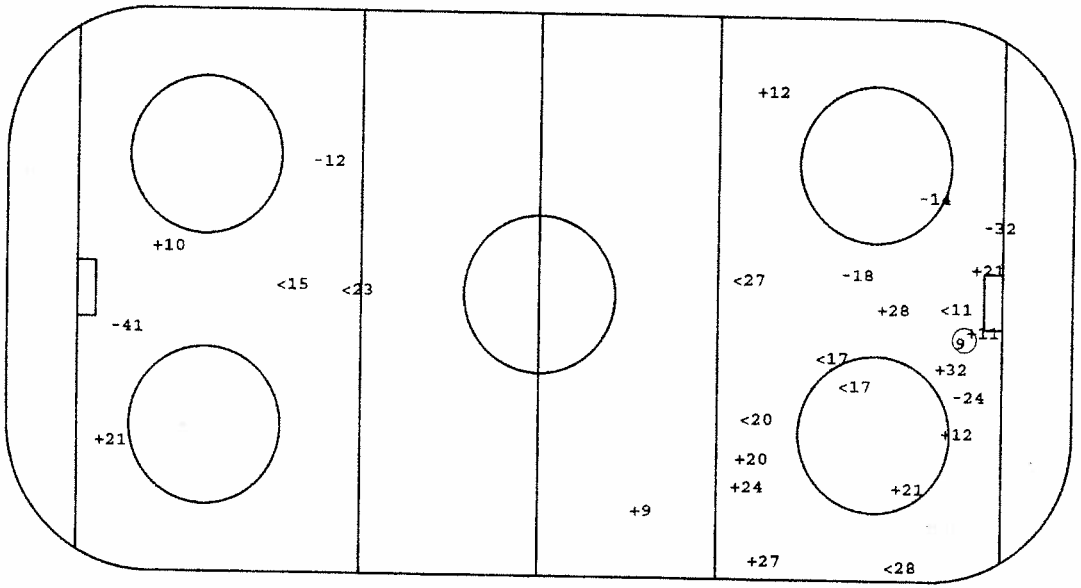

○Goal +SSG <SSP -SPG

Face - Offs

DZ	MZ	AZ
-10	-32	21
32	-21	17
21	21	-32
21	10	17
-32	32	10
10	14	-10
21	32	32
	-14	-32
		17
		10

Defense Activity

Team	BCH	SCH	BBL	SBL	BAC	PRE	PCL	-LOP	-PAP
FRA	6 7 12	16 32	12 32 3 21 9 5 18 17 5	3 3 16	10	27 21 24	5 3	24 24	3
NOR		4 11 7 7	26 12 26 7 4 24 26	16 4 15 26 2 18		41 16	12	15 20	15 12 4 15 15

Face - Offs

AZ	MZ	DZ
22	20	-33
-20	33	-23
-23	-33	20
-23	-33	-23
33	-33	-18
-33	-20	20
-20	-33	-33
	41	33
		-22
		-20

GK GoalKeeper
SSG Shot Saved by GK
SSP Shot Saved by def.Player

SPG Shot Past Goal
DZ Defence Zone
MZ Middle Zone

AZ Attack Zone
BCH BodyCHeck
SCH Stick Contact Check

BBL BodyBLock
SBL ShotBLock
BAC BAck Checking

PRE Puck REcovery
PCL Puck CLearing
LOP Loss Of Puck

PAP Play Away from Puck

Gestetner

Date: 94. 5. 2 **Game No: 25** **Period: 3**

NOR **GK 30**

10 18

GK 1

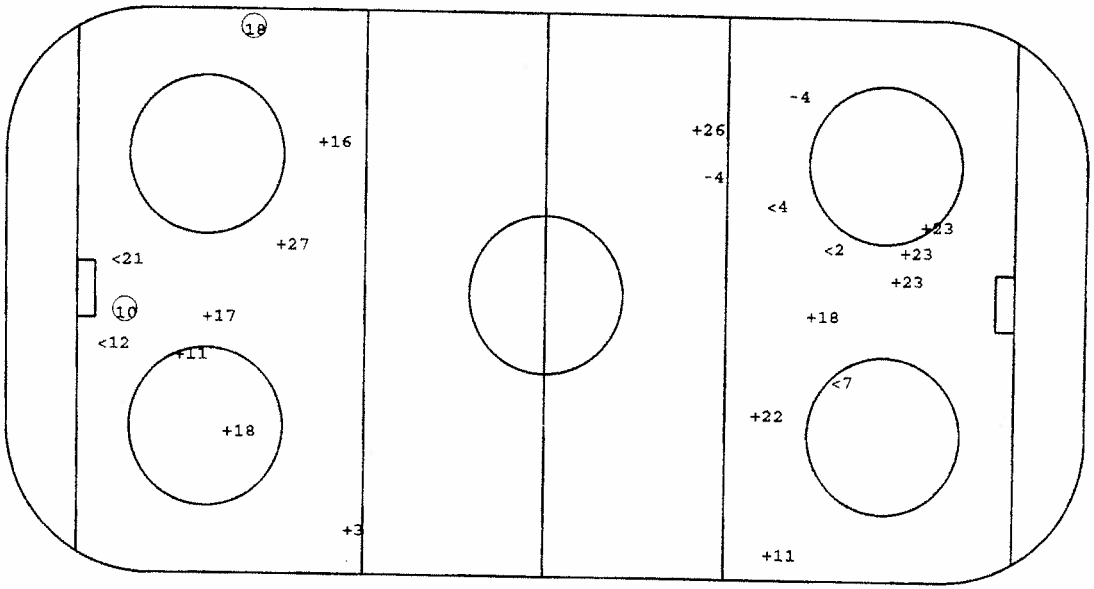

FRA **GK 29**

GK 31

O Goal +SSG <SSP -SPG

Face - Offs

DZ	MZ	AZ
-33	41	-18
-33	23	12
-33	-23	-33
33	41	-20
41	20	23
-20	-41	-23
	-23	33
	-10	-41
	-33	41

Defense Activity

Team	BCH	SCH	BBL	SBL	BAC	PRE	PCL	-LOP	-PAP
NOR		26 7	8 4 23 12 2	33 33 23		20 26 16 8 4 4		2 23	10
FRA	5 21	27 21	21 27 9 16 9 24 20 20 5	5 18		17 24 17 21	14 28 32 11 28 24 27 12		

Face - Offs

AZ	MZ	DZ
21	-21	14
32	-21	-17
17	21	17
-17	-21	14
-21	-32	-21
17	21	21
	12	-17
	17	17
	12	-10

GK GoalKeeper
SSG Shot Saved by GK
SSP Shot Saved by def.Player
SPG Shot Past Goal
DZ Defence Zone
MZ Middle Zone
AZ Attack Zone
BCH BodyCHeck
SCH Stick Contact Check
BBL BodyBLock
SBL ShotBLock
BAC BAck Checking
PRE Puck REcovery
PCL Puck CLearing
LOP Loss Of Puck
PAP Play Away from Puck

Gestetner

Players by Team FRA

Including Game No.:25

Family & Surname	No	Po	GP	PI	G	A1	A2	PTS	S	SG%	SSG	SSP	SPG	PPG	SHG	GWG	GTG	GAP	PIM	AVG	2	5	10	GMP	DAC	BCH	SCH	BBL	BAC	SBL	PRE	PCL	LOP	PAP	POP	MEP	+/-	FO+	FO-	FO%
DUNN Patrick	9	LW	5	5	1	0	0	1	3	33.33	2	0	0	0	0	1	0	0	6	1.20	3	0	0	0	9	1	2	6	2	0	2	2	3	3	3	6	-3	0	0	0.00
POUSSE Pierre	10	CE	5	5	1	0	0	1	6	16.67	4	0	1	1	0	0	0	0	2	.40	1	0	0	0	9	0	1	3	3	1	1	2	0	2	2	10	-8	40	33	54.79
MOYON Christophe	3	LD	5	5	0	1	0	1	3	0.00	1	1	1	0	0	0	0	0	2	.40	1	0	0	0	23	6	3	12	3	4	4	2	5	6	1	9	-8	0	0	0.00
GUERRELOW Gerald	23	RD	5	4	0	0	0	0	2	0.00	1	0	1	0	0	0	0	0	2	.50	1	0	0	0	9	1	2	6	0	4	1	2	4	3	0	1	-1	1	1	50.00
LEMARQUE Eric	18	LW	5	5	1	1	0	2	5	20.00	2	0	2	0	0	0	0	0	0	0.00	0	0	0	0	9	1	4	1	1	3	2	2	2	3	2	5	-3	2	0	100.00
VILLE Christophe	21	CE	5	3	0	0	1	1	6	0.00	4	1	1	0	0	0	0	1	8	2.67	4	0	0	0	7	3	2	2	0	0	3	0	2	1	2	1	1	29	21	58.00
LEMOINE Jean-Phili	16	LD	5	4	0	0	0	0	5	0.00	3	2	0	0	0	0	0	1	8	2.00	4	0	0	0	22	2	4	14	1	4	4	0	4	3	1	6	-5	0	0	0.00
BABIN Mickael	11	LW	5	5	0	0	0	0	8	0.00	4	1	3	0	0	0	0	0	2	.40	1	0	0	0	9	1	2	3	0	1	1	3	1	1	1	4	-3	2	8	20.00
LHENRY Fabrice	30	GK	5	0	0	0	0	0	0	0.00	0	0	0	0	0	0	0	0	0	0.00	0	0	0	0	0	0	0	0	0	0	0	0	0	0	0	0	0	0	0	0.00
PEREZ Denis	24	RD	5	5	0	1	0	1	9	0.00	3	4	2	0	0	0	0	0	2	.40	1	0	0	0	25	3	9	15	0	5	5	3	7	8	3	8	-5	0	0	0.00
BRIAND Arnaud	8	RW	5	5	0	0	0	0	4	0.00	2	1	1	0	0	0	0	0	2	.40	1	0	0	0	14	1	6	6	0	2	3	1	2	3	0	5	-5	1	1	50.00
LEBLANC Michel	20	LD	5	5	1	0	0	1	10	10.00	6	1	2	1	0	0	0	0	2	.40	1	0	0	0	21	0	9	6	0	7	2	5	3	5	3	13	-10	0	0	0.00
MAIA Pierrick	17	CE	5	5	0	0	0	0	11	0.00	7	3	1	0	0	0	0	0	2	.40	1	0	0	0	10	1	2	5	0	0	3	1	0	2	2	8	-6	[illegible]	[illegible]	46.38
VALLIERE Michel	31	GK	5	1	0	0	0	0	0	0.00	0	0	0	0	0	0	0	0	0	0.00	0	0	0	0	0	0	0	0	0	0	0	0	0	0	0	0	0	0	0	0.00
PAJONKOWSKI Franck	32	CE	5	5	1	0	1	2	20	5.00	12	2	5	0	0	0	0	0	18	3.60	4	0	1	0	10	2	5	3	0	1	1	2	3	1	3	7	-4	45	42	51.72
WOODBURN Steven	5	LD	5	5	0	0	0	0	5	0.00	3	0	2	0	0	0	0	0	4	.80	2	0	0	0	18	2	3	10	1	3	4	3	3	5	1	6	-5	0	0	0.00
LAPORTE Benoit	14	RW	5	5	1	0	0	1	12	8.33	4	3	4	0	0	0	0	0	0	0.00	0	0	0	0	5	0	1	0	3	0	3	4	3	3	2	12	-10	5	4	55.56
POUDRIER Serge	27	RD	5	5	0	1	0	1	20	0.00	11	5	4	0	0	0	0	1	6	1.20	3	0	0	0	19	0	6	5	2	4	2	7	3	4	4	6	-2	0	0	0.00
DUBE Roger	28	RW	5	5	1	2	0	3	22	4.55	12	5	4	0	0	0	0	0	2	.40	1	0	0	0	5	1	3	2	1	0	3	2	2	5	4	8	-4	0	1	0.00
ORSOLINI Lionel	6	LD	5	5	1	0	0	1	7	14.29	5	1	0	0	0	0	0	0	0	0.00	0	0	0	0	3	1	1	2	0	1	1	1	2	2	1	2	-1	0	1	0.00
YLÖNEN Petri	29	GK	5	5	0	0	0	0	0	0.00	0	0	0	0	0	0	0	0	0	0.00	0	0	0	0	0	0	0	0	0	0	0	0	1	0	0	8	18	-10	0	0	0.00
BARIN Stephane	7	RW	5	5	0	1	0	1	5	0.00	0	1	4	0	0	0	0	2	6	1.20	3	0	0	0	7	1	1	4	1	1	1	0	1	1	2	2	0	2	4	33.33
BOZON Philippe	12	LW	5	3	0	0	0	0	15	0.00	5	5	5	0	0	0	0	0	2	.67	1	0	0	0	16	2	2	5	0	1	3	3	0	0	3	2	1	6	1	85.71

Family & Surname	No	Po	GP	PI	MIP	MPI%	SOG	GA	SVS	SVS%	GAA	GKC	SHGA	SO	AVG	2	5	10	GMP	GAP
LHENRY Fabrice	30	GK	5	0	0.00	0.00	0	0	0	0.00	0.00	0.00	0	0	0.00	0	0	0	0	0
VALLIERE Michel	31	GK	5	1	36.10	12.06	17	6	11	64.71	9.95	351.13	0	0	0.00	0	0	0	0	0
YLÖNEN Petri	29	GK	5	5	263.50	87.94	159	18	141	88.68	4.09	46.29	5	0	0.00	0	0	0	0	0

C.O.N.I.
FISG
IIHF
Gestetner

Players by Team NOR

Including Game No.:25

Family & Surname	No	Po	GP	PI	G	A1	A2	PTS	S	SG%	SSG	SSP	SPG	PPG	SHG	GWG	GTG	GAP	PIM	MPG	2	5	10	GMP	BAC	BCH	SCH	BBL	BAC	SBL	PRE	PCL	Line	PAP	POP	MEP	+/-	FO+	FO-	FO%
SCHISTAD Robert	1	GK	5	2	0	0	0	0	0	0.00	0	0	0	0	0	0	0	0	0	00:10	0	0	0	0	2	0	0	0	0	0	0	2	0	1	5	-4	0	0	0.00
SALSTEN Petter	2	RD	5	5	0	1	0	1	12	0.00	8	2	2	0	0	0	0	1	0	21:10	3	0	0	0	36	5	7	14	1	3	6	8	4	4	7	-3	0	0	0.00
ANDERSEN BÖE Carl	4	RD	5	5	0	1	0	1	11	0.00	6	3	2	0	0	0	0	1	0	21:10	3	0	0	0	42	6	6	23	0	3	5	6	6	5	3	2	0	0	0.00
JAKOBSEN Tommy	7	RD	5	4	0	0	0	0	6	0.00	1	2	3	0	0	0	0	1	0	20:10	4	0	0	0	31	3	6	9	0	11	1	6	2	1	6	-5	0	0	0.00
MYRVOLD Anders	8	LD	5	5	0	0	0	0	1	0.00	0	1	0	0	0	0	0	1	0	19:10	2	0	0	0	8	0	1	6	0	1	1	1	1	0	1	-1	0	0	0.00
BARLIE Vegar	11	RW	5	5	1	0	0	1	7	14.29	4	2	0	0	0	0	0	0	0	20:10	0	0	0	0	15	1	5	2	0	3	1	6	2	1	7	-6	0	0	100.00
NÖRSTEBÖ Svein Kno	15	LD	5	5	0	0	0	0	13	0.00	8	4	1	0	0	0	0	1	0	19:10	1	0	0	0	26	0	5	10	0	5	1	11	5	4	8	-4	0	0	0.00
KNOLD Per Christia	16	LW	5	5	0	0	0	0	6	0.00	4	0	2	0	0	0	0	0	0	20:10	0	0	0	0	9	0	3	1	0	3	2	2	0	3	2	1	3	3	50.00
DAHLSTRÖM Ole Eski	18	CE	5	5	1	1	0	2	21	4.76	8	6	6	0	1	0	0	2	0	21:10	3	0	0	0	11	1	1	4	0	2	1	7	2	2	6	-4	4	4	50.00
KRISTIANSEN Erik	20	RW	5	5	0	0	0	0	9	0.00	8	0	1	0	0	0	0	0	0	19:10	2	0	0	0	10	1	4	1	0	2	3	2	1	1	7	-6	43	48	47.25
MAGNUSSEN Trond Ve	21	LW	5	5	1	0	0	1	9	11.11	6	0	2	0	0	0	0	0	0	19:10	1	0	0	0	5	0	0	1	0	0	1	7	3	3	8	-5	0	0	0.00
THORESEN Petter	22	RW	5	4	2	0	0	2	4	50.00	2	0	0	0	0	0	0	0	0	21:10	2	0	0	0	0	1	1	0	0	0	0	1	3	2	3	-1	16	12	57.14
FINSTAD Morten	23	CE	5	5	0	0	0	0	10	0.00	6	3	1	0	0	0	0	0	0	21:10	0	0	0	0	15	0	3	3	0	2	5	5	2	1	3	-2	33	45	37.50
NILSEN Sjur Robert	24	RW	5	5	0	0	0	0	2	0.00	2	0	0	0	0	0	0	1	0	21:10	3	0	0	0	12	2	0	8	0	2	2	1	1	1	1	0	0	0	0.00
SALSTEN Jörgen	26	LD	5	5	0	0	0	0	3	0.00	2	0	1	0	0	0	0	0	0	19:10	1	0	0	0	19	0	3	11	0	4	1	5	2	2	4	-2	0	0	0.00
JOHANSEN Tom	29	RW	5	4	0	0	0	0	4	0.00	2	1	1	0	0	0	0	0	0	19:10	1	0	0	0	6	0	2	2	0	1	0	3	1	3	3	0	2	2	0.00
MARTHINSEN Jim	30	GK	5	4	0	0	0	0	0	0.00	0	0	0	0	0	0	0	0	0	00:10	0	0	0	0	0	0	0	0	0	0	0	0	0	0	0	0	0	1	0.00
OLSEN Öystein	33	LW	5	5	0	2	0	2	10	0.00	6	1	3	0	0	0	0	1	0	19:10	2	0	0	0	21	2	4	8	1	2	6	0	1	2	5	-3	30	30	44.44
RATH Marius	37	LW	5	5	2	0	0	2	8	25.00	4	2	0	1	0	0	0	0	0	20:10	0	0	0	0	5	0	1	0	0	0	1	5	1	2	1	1	2	2	50.00
ALLMAN Steve	35	GK	5	0	0	0	0	0	0	0.00	0	0	0	0	0	0	0	0	0	00:10	0	0	0	0	0	0	0	0	0	0	0	0	0	0	0	0	0	0	0.00
KNUTSEN Espen	41	CE	5	5	2	0	0	2	11	18.18	5	2	2	0	0	0	0	0	0	20:10	0	0	0	0	21	3	0	2	1	4	6	5	0	4	9	-5	43	32	56.76
HOFF Geir	10	LW	5	3	0	0	0	0	3	0.00	2	1	0	0	0	0	0	0	2	15:57	1	0	0	0	7	0	0	3	0	1	2	2	1	0	2	-2	4	4	50.00

Family & Surname	No	Po	GP	PI	MIP	MPI%	SOG	GA	SVS	SVS%	GAA	GKC	SHGA	SO	MPG	5	10	GMP	GAP
SCHISTAD Robert	1	GK	5	2	70.32	23.51	32	5	27	84.38	4.25	66.38	3	0	00:10	0	0	0	0
MARTHINSEN Jim	30	GK	5	4	229.28	76.49	134	16	118	88.06	4.18	49.90	5	0	00:10	0	0	0	0
ALLMAN Steve	35	GK	5	0	0.00	0.00	0	0	0	0.00	0.00	0.00	0	0	00:10	0	0	0	0

Date: 2. 5.94 Start:16:00 End:18:21 Place:Val di Fassa Game Nr.: 27 2:7 Page 1 of 1

Team A: USA

Family & Given Name	Nr	Pos	P	G	Time	S	A1	A2	GS	Positive Part A						Negative Part B						Time	Nr	Min	Offence	Start	End
KUNTAR Les	30	*GK	Y	1	2.21	21	15		PP	30	21	15	17	28	5	35	8	22	12	4		3.25	10	2	INTERF	3.25	5.25
HEBERT Guy	1	GK	N	2	57.57	23	15		PP	30	23	15	12	6	2	35	26	24	9	7		7.18	18	2	ROUGH	7.18	9.18
WOLANIN Craig C	2	LD	Y																			7.51	8	2	SLASH	7.51	9.51
BEERS Bob	3	*RD	Y																			11.38	21	2	HOOK	11.38	11.43
CHAMBERS Shawn	4	*LD	Y																			27.10	19	5	EXC-R	27.10	32.10
RICHTER Barry	5	LD	Y																			29.56	5	2	HOOK	29.56	31.56
NEATON Pat	6	LD	Y																			58.29	6	2	ELBOW	58.29	60.00
LAZARO Jeff	8	LW	Y																								
WEIGHT Doug A	9	CE	Y																								
SACCO Joe	10	RW	Y																								
SWEENEY Tim	12	LW	Y																								
PODEIN Shjon	13	*LW	Y																								
JANNEY Craig	15	CE	Y																								
COLE Danton	17	*CE	Y																								
BOURQUE Phil	18	*RW	Y																								
GILLEY John	19	RW	Y																								
LINDSAY Bill	21	LW	Y																								
YOUNG Scott A	23	RW	Y																								
MCSWEEN Don	24	RD	Y																								
CIAVAGLIA Peter	26	CE	Y																								
HILL Sean	28	RD	Y																								

Coach:WILSON Ron Coach:ARMY Tim Manager:NANNE Lou

Team B: FIN

Family & Given Name	Nr	Pos	P	G	Time	S	A1	A2	GS	Positive Part B						Negative Part A						Time	Nr	Min	Offence	Start	End
MYLLYS Jarmo	35	*GK	Y	1	6.26	20	11		EQ	35	20	11	16	2	23	30	2	6	15	12	10	0.33	5	2	CROSS	0.33	2.21
TAMMI Jukka	30	GK	N	2	11.43	14	12	17	PP	35	14	12	17	5	24	30	17	13	3	4		13.14	35	2	DELAY	13.14	15.14
KIPRUSOFF Marko	2	LD	Y	3	18.36	17	24	14	EQ	35	17	24	14	2	23	30	10	2	6	12	15	23.56	12	2	HOOK	23.56	25.56
HÄMÄLÄINEN Erik	4	RD	Y	4	20.53	20	14		EQ	35	20	14	2	24	23	30	17	18	13	3	4	27.10	16	2	INTERF	27.10	29.10
JUTILA Timo C	5	*RD	Y	5	21.29	16	11		EQ	35	16	11	20	2	23	30	2	6	12	10	15	27.10	26	5	EXC-R	27.10	32.10
IMMONEN Mikko	7	LD	Y	6	29.31	7	17	14	EQ	35	7	17	14	4		30	12	21	9	6		54.04	4	2	HOOK	54.04	56.04
OJANEN Janne	8	CE	Y	7	54.50	5	7		SH	35	5	7	16	11		30	15	21	23	3	4	56.45	22	2	HOLD	56.45	57.57
KESKINEN Esa	9	CE	Y																								
KOIVU Saku	11	CE	Y																								
LAUKKANEN Janne	12	*LD	Y																								
PALO Marko	13	RW	Y																								
HELMINEN Raimo	14	*CE	Y																								
ALATALO Mika	15	LW	Y																								
SELTONEN Ville A	16	LW	Y																								
VIRRI Jari	17	*RW	Y																								
LEHTINEN Jere	20	RW	Y																								
RUUTTU Kari	22	CE	Y																								
VIRTA Hannu	23	RD	Y																								
KAPANEN Sami	24	*LW	Y																								
STRÖMBERG Mika	26	RD	Y																								
NIEMINEN Mika A	40	CE	Y																								
MÄKELÄ Mikko	42	RW	Y																								

Coach:LINDSTRÖM Curt Coach:ARAVIRTA Hannu Manager:RIIHIRANTA Heikki

Game Summary

P	GF:GA	SSG	SSP	SPG	SOG	S	PIM	TPP	PPG	SHG	FO+	DAC
1	1:3	7:10	0:6	4:8	8:13	12:27	8:4	3.48:4.38	1:1	0:0	14:13	19:8
2	0:3	6:10	2:0	4:2	6:13	12:15	7:9	4.00:2.00	0:0	0:0	17:11	-7:21
3	1:1	9:11	3:1	3:3	10:12	16:16	2:4	3.12:1.31	1:0	0:1	11:11	4:11
SU	2:7	22:31	5:7	11:13	24:38	40:58	17:17	11.00:8.09	2:1	0:1	42:35	16:40

Goalkeepers Record

Time	GKA	GKB	ENG	A	MIP	B	MIP
0.00	30	35		30	60.00	35	60.00
				1	0.00	30	0.00

Referee	Linesman	Linesman	Goaljudge	Goaljudge	Game-TKP	Pen-TKP	Off.Scorer	Spect.
Lichtnecker/G	Trainer,S./GE	Lonardi,F./IT	Spinella/ITA	Scanacapra/IT	Davarda/ITA	Degregori/ITA	Dell'Orto/ITA	1500

Gestetner

Date: 94. 5. 2 **Game No: 27** **Period: 1**

USA **GK 30** 14 17 20

GK 1

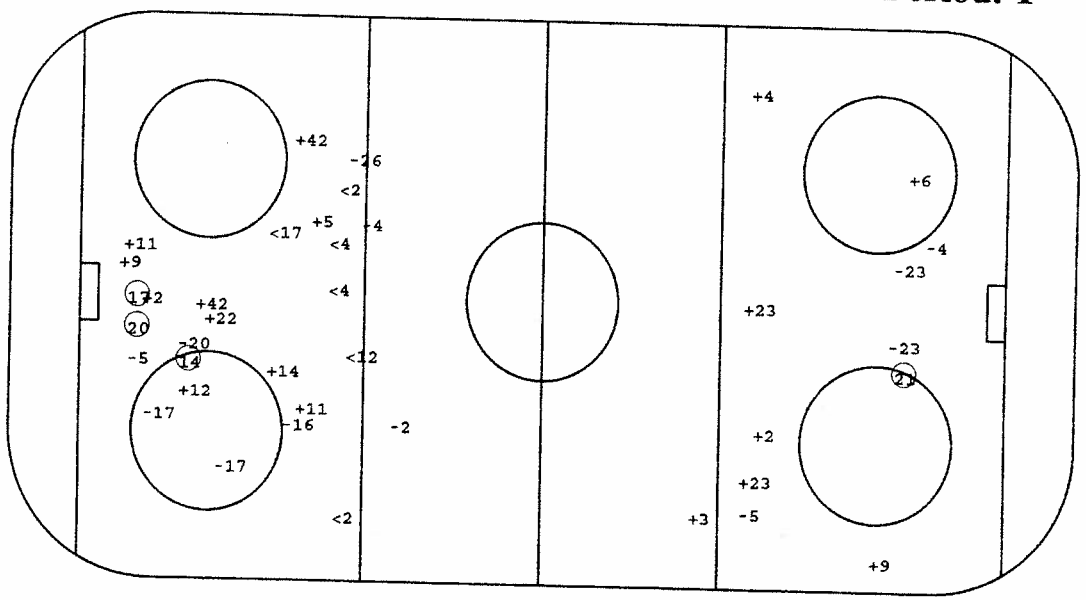

FIN **GK 35** 21

GK 30

○Goal +SSG <SSP -SPG

Face - Offs

DZ	MZ	AZ
17	17	- 9
-26	17	-17
15	9	12
-13	-13	17
-17	26	-15
-17	-13	
	17	
	17	
	-12	
	-23	
	-12	
	17	
	15	
	26	
	15	
	- 9	

Defense Activity

Team	BCH	SCH	BBL	SBL	BAC	PRE	PCL	-LOP	-PAP
USA	2	28	13 21	13	4	4	28	6	3
	4		3 18	23		10		6	12
	17		13	13		4			2
	6		6	9					3
	10		28	4					4
	18		4	4					3
	9		2						2
			10						3
FIN	7	26	24		16	7	26	23	23
	5	23	5			4		2	12
	26		12					14	42
			16						7
			12						
			26						

Face - Offs

AZ	MZ	DZ
-14	-12	11
14	- 9	11
-22	-14	- 9
9	11	-20
12	- 9	14
9	11	
	- 9	
	- 9	
	9	
	14	
	11	
	-11	
	- 9	
	- 9	
	-14	
	11	

GK GoalKeeper
SSG Shot Saved by GK
SSP Shot Saved by def.Player
SPG Shot Past Goal
DZ Defence Zone
MZ Middle Zone
AZ Attack Zone
BCH BodyCHeck
SCH Stick Contact Check
BBL BodyBLock
SBL ShotBLock
BAC BAck Checking
PRE Puck REcovery
PCL Puck CLearing
LOP Loss Of Puck
PAP Play Away from Puck

Gestetner

Gestetner

Date: 94. 5. 2 **Game No: 27** **Period: 2**

FIN **GK 35**

GK 30

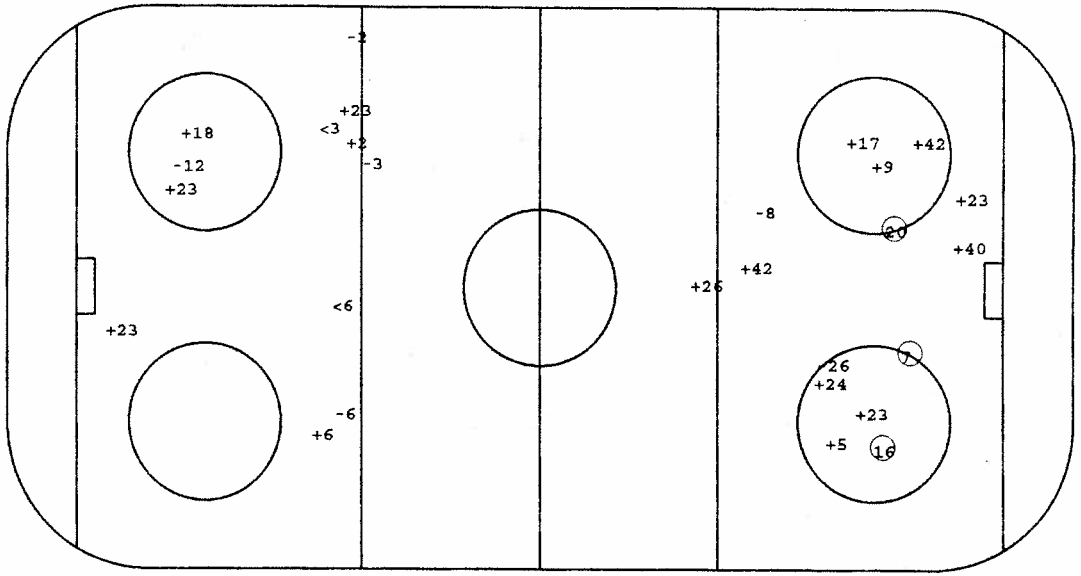

USA **GK 30**

7
20
16

GK 1

O Goal +SSG <SSP -SPG

Face - Offs

DZ	MZ	AZ
-14	14	-11
11	-11	5
14	- 9	14
40	9	14
-14	- 8	- 9
9	- 9	-22
9	-22	-16
-22	-11	-11
	-14	- 8
	14	
	- 8	

Defense Activity

Team	BCH	SCH	BBL	SBL	BAC	PRE	PCL	-LOP	-PAP
FIN		23	4	8	40	14	11	4	42
		5	14	23	11	40	5	11	
		4	7			42	9		
		2	42			40			
		24	2			42			
		11							
		2							
USA	3		4			15		9	6 2
	13		6					23	3 6
	4		24					15	13 5
			23					4	5 6
			5					6	2
			5					2	23
			9					5	6
			3						28

Face - Offs

AZ	MZ	DZ
17	-17	26
-13	13	-15
-17	9	-17
-13	- 9	-17
9	26	26
-17	13	12
-17	26	9
26	17	9
	15	26
	-15	
	26	

GK GoalKeeper
SSG Shot Saved by GK
SSP Shot Saved by def.Player
SPG Shot Past Goal
DZ Defence Zone
MZ Middle Zone
AZ Attack Zone
BCH BodyCHeck
SCH Stick Contact Check
BBL BodyBLock
SBL ShotBLock
BAC BAck Checking
PRE Puck REcovery
PCL Puck CLearing
LOP Loss Of Puck
PAP Play Away from Puck

Gestetner

USA **GK 30**

Date: 94. 5. 2 **Game No: 27** **Period: 3**

FIN **GK 35**

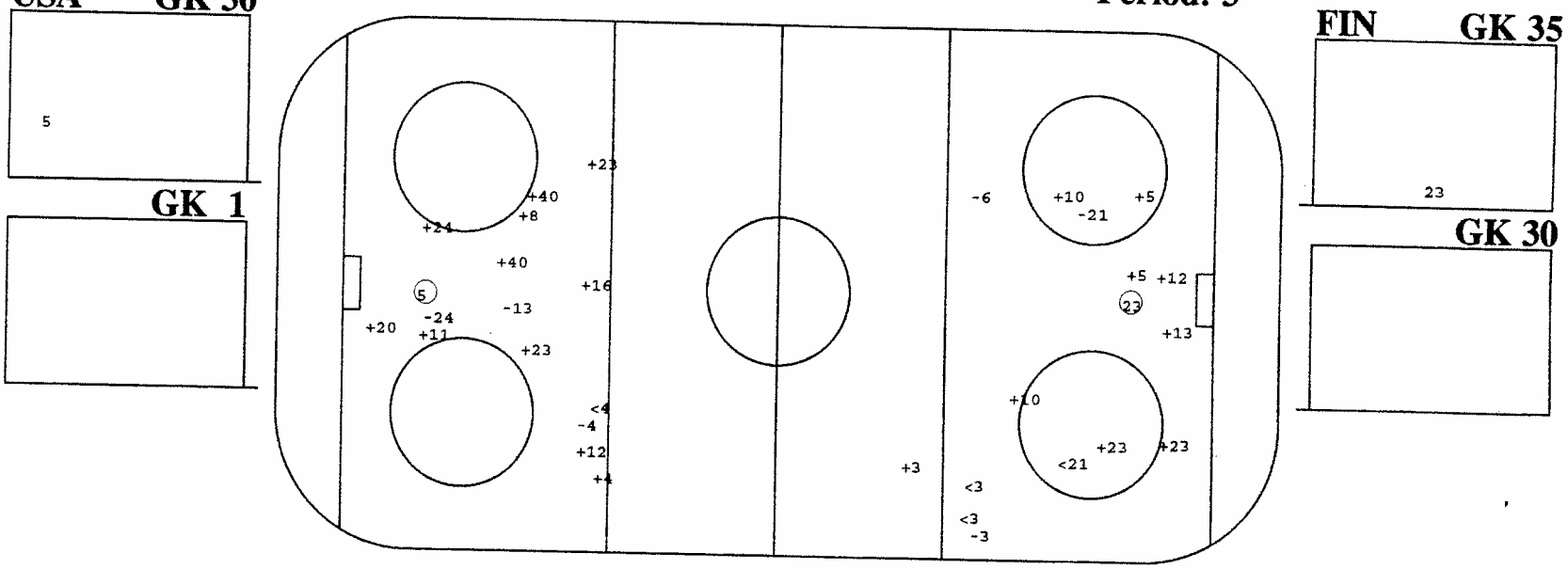

O Goal +SSG <SSP -SPG

Face - Offs

DZ	MZ	AZ
-26	-15	15
26	12	-12
-15	12	-12
-15	-12	15
15	12	26
21	15	-15
-13	-10	
	19	
	-12	

Defense Activity

Team	BCH	SCH	BBL	SBL	BAC	PRE	PCL	-LOP	-PAP
USA	6	5	4 6	28		4		2	18
	4	6	5			28		18	2
			28			10		12	5
			2					4	19
			28					12	4
			4						3
			2						3
			6						21
FIN	26	11	12	23	14	24	5	42	22
		24	26		24	20	40	12	5
					7	4		12	7
						20			26
						5			
						4			
						22			

Face - Offs

AZ	MZ	DZ
9	14	-14
- 9	-11	11
8	- 8	9
11	14	-11
- 9	- 8	-11
- 9	- 9	8
14	22	
	-14	
	11	

GK GoalKeeper
SSG Shot Saved by GK
SSP Shot Saved by def.Player
SPG Shot Past Goal
DZ Defence Zone
MZ Middle Zone
AZ Attack Zone
BCH BodyCHeck
SCH Stick Contact Check
BBL BodyBLock
SBL ShotBLock
BAC BAck Checking
PRE Puck REcovery
PCL Puck CLearing
LOP Loss Of Puck
PAP Play Away from Puck

Gestetner

Players by Team USA

Including Game No.:27

Family & Surname	No	Po	GP	PI	G	A1	A2	PTS	S	SG%	SSG	SSP	SPG	PPG	SHG	GWG	GTG	GAP	PIM	AVG	2	5	10	GMP	DAC	BCH	SCH	BBL	BAC	SBL	PRE	PCL	LOP	PAP	POP	NEP	+/-	FO+	FO-	FO%
HEBERT Guy	1	GK	5	4	0	0	0	0	0	0.00	0	0	0	0	0	0	0	0	0	0.00	0	0	0	0	0	0	0	0	0	0	0	0	0	0	18	11	7	0	0	0.00
KUNTAR Les	30	GK	5	2	0	0	0	0	0	0.00	0	0	0	0	0	0	0	0	0	0.00	0	0	0	0	-2	0	0	0	0	0	0	0	1	1	3	8	-5	0	0	0.00
LITTMAN David	29	GK	5	0	0	0	0	0	0	0.00	0	0	0	0	0	0	0	0	0	0.00	0	0	0	0	0	0	0	0	0	0	0	0	0	0	0	0	0	0	0	0.00
BEERS Bob	3	RD	5	5	2	0	0	2	22	9.09	9	6	5	2	0	1	0	0	0	0.00	0	0	0	0	18	3	6	10	1	7	4	3	1	15	9	9	0	0	0	0.00
CRAMBERS Shawn	4	LD	5	5	0	1	1	2	17	0.00	5	6	6	0	0	0	0	0	4	.80	2	0	0	0	34	6	4	16	2	6	6	6	4	8	8	9	-1	0	0	0.00
HILL Sean	28	RD	5	5	0	0	1	1	15	0.00	7	6	2	0	0	0	0	0	2	.40	1	0	0	0	36	6	6	11	0	8	6	7	4	4	4	2	2	0	0	0.00
MCSWEEN Don	24	RD	5	5	0	1	0	1	5	0.00	4	0	1	0	0	0	0	0	0	0.00	0	0	0	0	14	1	1	8	0	3	5	2	1	5	7	4	3	0	0	0.00
NEATON Pat	6	LD	5	5	2	0	0	2	17	11.76	8	3	4	0	0	0	0	0	8	1.60	4	0	0	0	23	7	7	14	1	1	1	2	4	6	5	6	-1	0	0	0.00
RICHTER Barry	5	LD	5	5	0	0	0	0	7	0.00	5	0	2	0	0	0	0	0	6	1.20	3	0	0	0	15	3	3	11	1	1	2	0	2	4	2	0	2	0	0	0.00
WOLANIN Craig	2	LD	5	5	2	0	0	2	19	10.53	9	5	3	1	0	0	0	0	0	0.00	0	0	0	0	15	4	7	18	0	4	2	4	13	11	7	8	-1	0	0	0.00
BOURQUE Phil	18	RW	5	5	0	1	0	1	4	0.00	2	2	0	0	0	0	0	0	6	1.20	3	0	0	0	10	2	0	5	0	2	2	2	2	1	2	2	0	1	0	100.00
CIAVAGLIA Peter	26	CE	5	5	1	0	0	1	5	20.00	2	2	0	0	0	0	0	0	2	.40	1	0	0	0	4	0	0	1	0	2	0	1	0	0	2	2	0	37	22	62.71
COLE Danton	17	CE	5	5	1	1	0	2	10	10.00	8	1	0	0	0	0	0	0	2	.40	1	0	0	0	13	2	1	4	0	4	0	2	0	0	7	4	3	38	34	52.78
LAZARO Jeff	8	LW	5	5	0	0	0	0	6	0.00	4	2	0	0	0	0	0	0	6	1.20	3	0	0	0	6	0	2	4	0	1	2	0	1	2	1	1	0	0	0	0.00
LILLEY John	19	RW	5	5	1	0	0	1	5	20.00	4	0	0	0	0	0	0	2	15	3.00	5	1	0	0	4	0	2	2	0	1	0	1	0	2	3	2	1	3	3	50.00
LINDSAY Bill	21	LW	5	5	4	1	0	5	14	28.57	6	3	1	2	0	1	0	1	2	.40	1	0	0	0	4	0	0	2	0	0	2	1	0	1	8	4	4	2	1	66.67
PODEIN Shjon	13	LW	5	5	3	1	0	4	8	37.50	4	0	1	0	0	0	0	0	8	1.60	4	0	0	0	11	2	1	4	0	2	1	3	0	2	7	5	2	7	11	38.89
SACCO Joe	10	RW	5	5	0	1	0	1	9	0.00	6	1	2	0	0	0	0	0	4	.80	2	0	0	0	4	1	0	2	0	0	2	1	1	1	2	3	-7	0	1	0.00
SWEENEY Tim	12	LW	5	5	3	2	0	5	14	21.43	7	1	3	1	0	1	0	0	0	0.00	0	0	0	0	1	0	3	1	0	1	1	1	2	4	8	10	-2	17	26	39.53
WEIGHT Doug	9	CE	5	5	0	4	0	4	9	0.00	7	1	1	0	0	0	0	1	14	2.80	7	0	0	0	7	1	1	7	0	1	0	0	2	1	6	4	2	42	35	54.55
YOUNG Scott	23	RW	5	5	2	0	0	2	29	6.90	15	4	8	1	0	0	0	0	2	.40	1	0	0	0	9	1	0	6	0	2	2	0	1	1	8	2	6	6	3	66.67
JANNEY Craig	15	CE	5	4	0	3	2	5	3	0.00	1	1	1	0	0	0	0	0	0	0.00	0	0	0	0	4	1	1	1	0	0	1	1	1	0	7	8	-1	42	30	58.33

Family & Surname	No	Po	GP	PI	MIP	MPI%	SOG	GA	SVS	SVS%	GAA	GKC	SHGA	SO	AVG	2	5	10	GMP	GAP
HEBERT Guy	1	GK	5	4	220.00	73.33	119	11	108	90.76	3.00	27.72	2	0	0.00	0	0	0	0	0
KUNTAR Les	30	GK	5	2	80.00	26.67	49	8	41	83.67	6.00	97.98	1	0	0.00	0	0	0	0	0
LITTMAN David	29	GK	5	0	0.00	0.00	0	0	0	0.00	0.00	0.00	0	0	0.00	0	0	0	0	0

Gestetner

Players by Team FIN

Including Game No.:27

Family & Surname	No	Po	GP	PI	G	A1	A2	PTS	S	SG%	SSG	SSP	SPG	PPG	SHG	GWG	GTG	GAP	PIM	AVG	2	5	10	GMP	DAC	BCH	SCH	BBL	BAC	SBL	PRE	PCL	LOP	PAP	POP	NEP	+/-	FO+	FO-	FO%
LEHTINEN Jere	20	RW	5	5	2	3	0	5	20	10.00	14	1	3	0	0	0	0	0	0	0.00	0	0	0	0	12	2	3	0	1	2	2	3	1	0	12	4	8	0	2	0.00
PELTONEN Ville	16	LW	5	5	3	0	0	3	15	20.00	6	4	2	0	0	0	0	0	4	.80	2	0	0	0	6	0	2	2	2	0	2	0	1	1	11	3	8	1	5	16.67
TAMMI Jukka	30	GK	5	1	0	0	0	0	0	0.00	0	0	0	0	0	0	0	0	0	0.00	0	0	0	0	0	0	0	0	0	0	0	0	0	0	0	0	0	0	0	0.00
KUIVALAINEN Pasi	1	GK	5	0	0	0	0	0	0	0.00	0	0	0	0	0	0	0	0	0	0.00	0	0	0	0	0	0	0	0	0	0	0	0	0	0	0	0	0	0	0	0.00
ALATALO Mika	15	LW	5	5	1	0	0	1	6	16.67	1	1	3	0	0	0	0	0	8	1.60	4	0	0	0	1	0	0	1	0	0	1	1	0	2	3	0	3	0	0	0.00
HÄMÄLÄINEN Erik	4	RD	5	5	1	0	0	1	20	5.00	7	8	4	1	0	0	0	1	6	1.20	3	0	0	0	26	0	5	12	1	0	6	8	4	2	8	7	1	0	0	0.00
KAPANEN Sami	24	LW	5	5	3	1	0	4	18	16.67	9	3	3	0	0	1	0	0	0	0.00	0	0	0	0	12	3	4	3	1	0	2	0	0	1	9	3	6	0	2	0.00
MÄKELÄ Mikko	42	RW	5	5	1	2	0	3	12	8.33	8	2	1	0	0	0	0	0	6	1.20	3	0	0	0	7	0	0	3	0	2	4	2	2	2	6	1	5	3	0	100.00
JUTILA Timo	5	RD	5	5	2	1	0	3	17	11.76	9	4	2	0	1	0	0	1	2	.40	1	0	0	0	33	7	2	10	2	4	4	8	2	2	8	2	6	1	0	100.00
MYLLYS Jarmo	35	GK	5	4	0	0	0	0	0	0.00	0	0	0	0	0	0	0	0	2	.50	1	0	0	0	0	0	0	0	0	0	0	0	0	0	20	10	10	0	0	0.00
STRÖMBERG Mika	26	RD	5	5	1	1	1	3	10	10.00	4	3	2	0	0	1	0	0	9	1.80	2	1	0	0	43	14	5	18	1	3	2	6	0	6	8	5	3	0	0	0.00
OJANEN Janne	8	CE	5	5	0	0	1	1	5	0.00	4	0	1	0	0	0	0	1	4	.80	2	0	0	0	7	1	1	0	0	2	4	0	1	0	3	2	1	25	36	40.98
LAUKKANEN Janne	12	LD	5	5	0	1	0	1	20	0.00	13	3	4	0	0	0	0	1	4	.80	2	0	0	0	33	8	4	16	0	5	2	4	3	3	6	4	2	1	'1	50.00
NIEMINEN Mika	40	CE	5	5	2	0	0	2	13	15.38	9	1	1	1	0	0	0	0	2	.40	1	0	0	0	11	0	0	1	2	0	4	5	0	1	4	1	3	12	12	50.00
PALO Marko	13	RW	5	5	1	0	0	1	13	7.69	6	3	3	0	0	0	0	0	4	.80	2	0	0	0	6	0	1	1	0	0	3	1	0	0	1	1	0	2	1	66.67
HELMINEN Raimo	14	CE	5	5	1	1	3	5	5	20.00	4	0	0	1	0	0	0	0	0	0.00	0	0	0	0	13	2	2	3	1	0	4	3	2	0	11	3	8	50	33	60.24
KIPRUSOFF Marko	2	LD	5	5	2	1	0	3	20	10.00	10	5	3	1	0	0	0	0	0	0.00	0	0	0	0	12	0	5	8	0	2	6	1	4	6	13	2	11	0	0	0.00
VIRTA Hannu	23	RD	5	5	0	3	0	3	15	0.00	9	2	4	0	0	0	0	0	4	.80	2	0	0	0	22	4	7	6	1	5	3	2	3	3	13	2	11	0	0	0.00
KURRI Jari	17	RW	5	5	3	4	1	8	19	15.79	9	1	6	0	0	2	0	0	0	0.00	0	0	0	0	15	0	3	1	1	2	6	3	1	0	10	2	8	1	2	33.33
KOIVU Saku	11	CE	5	5	4	2	2	8	18	22.22	9	3	2	1	0	0	0	0	4	.80	2	0	0	0	5	1	2	0	1	1	1	1	2	0	13	4	9	39	39	50.00
KESKINEN Esa	9	CE	5	4	1	1	0	2	9	11.11	6	0	2	0	0	0	0	0	2	.50	1	0	0	0	7	0	2	1	2	1	1	1	1	0	3	2	1	36	40	47.37
IMMONEN Mikko	7	LD	5	1	1	1	0	2	1	100.00	0	0	0	0	0	0	0	0	0	0.00	0	0	0	0	2	1	0	1	1	0	1	0	0	2	2	1	1	0	0	0.00
RUUTTU Kari	22	CE	5	1	0	0	0	0	1	0.00	1	0	0	0	0	0	0	1	2	2.00	1	0	0	0	0	0	0	0	0	0	0	1	0	0	1	0	1	-1	1	4	20.00

Family & Surname	No	Po	GP	PI	MIP	MPI%	SOG	GA	SVE	SVS%	GAA	GKC	SHGA	SO	AVG	2	5	10	GMP	GAP
TAMMI Jukka	30	GK	5	1	60.00	20.00	20	1	19	95.00	1.00	5.00	1	0	0.00	0	0	0	0	0
KUIVALAINEN Pasi	1	GK	5	0	0.00	0.00	0	0	0	0.00	0.00	0.00	0	0	0.00	0	0	0	0	0
MYLLYS Jarmo	35	GK	5	4	240.00	80.00	103	10	93	90.29	2.50	24.27	4	0	.50	1	0	0	0	0

C.O.N.I.

ICEHOCKEY WORLD CHAMPIONSHIP / POOL - A / BOLZANO/BOZEN - VAL DI FASSA - MILANO / ITALIA - 25.04. - 08.05.1994

Date: 2. 5.94 Start:20:00 End:22:10 Place:Val di Fassa Game Nr.: 29 4:1 Page 1 of 1

Team A: SWE

Family & Given Name	Nr	Pos	P	G	Time	S	A1	A2	GS	Positive Part A						Negative Part B					
NORDSTRÖM Roger	30	*GK	Y	1	11.38	8	34		PP	30	34	12	8	16	26	1	27	29	3	20	
SALO Tommy	35	GK	N	2	17.10	11	22	18	EQ	30	11	22	18	8	34	1	11	12	17	27	3
SJÖDIN Tommy	2	RD	Y	3	24.44	22	11		EQ	30	22	11	3	4	12	1	5	4	17	23	26
ANDERSSON Peter	3	LD	Y	4	34.07	13	27		EQ	30	13	27	17	8	34	1	21	6	22	12	11
LIDSTRÖM Nicklas	4	LD	Y																		
SVENSSON Magnus	8	*LD	Y																		
HANSSON Roger	11	LW	Y																		
DACKELL Andreas	12	RW	Y																		
SUNDIN Mats	13	*RW	Y																		
STILLMAN Fredrik A	14	LD	Y																		
ÖRNSKOG Stefan	15	CE	Y																		
CARNBÄCK Patrik	16	LW	Y																		
LARSSON Jan	17	*CE	Y																		
BERGQVIST Jonas A	18	LW	Y																		
JÖNSSON Kenny	19	RD	Y																		
JÖNSSON Jörgen	20	CE	Y																		
BERGLUND Charles C	22	CE	Y																		
ANDERSSON Mikael	23	RW	Y																		
JOHANSSON Mikael	26	CE	Y																		
FORSLUND Tomas	27	*LW	Y																		
JOHANSSON Roger	34	*RD	Y																		

PENALTIES

Time	Nr	Min	Offence	Start	End
2.39	13	2	CROSS	2.39	4.39
6.31	3	2	CROSS	6.31	8.31
35.15	19	2	HOOK	35.15	37.15
40.30	8	2	ROUGH	40.30	42.30
55.46	27	2	HI-ST	55.46	57.46

Coach:LUNDMARK Curt Coach:MARTS Pär Manager:ENGLUND Christer

Team B: CZE

Family & Given Name	Nr	Pos	P	G	Time	S	A1	A2	GS	Positive Part B						Negative Part A					
BRIZA Petr	1	*GK	Y	1	6.23	26	23		EQ	1	26	23	17	22	6	30	2	13	4	27	17
TUREK Roman	2	GK	N																		
TEJKL Petr	3	RD	Y																		
HOLAN Milos	4	*LD	Y																		
KADLEC Drahomir	5	*RD	Y																		
SCERBAN Bedrich	6	RD	Y																		
STRAKA Martin	11	CE	Y																		
KASTAK Kamil	12	LW	Y																		
ZEMLICKA Richard	13	*LW	Y																		
KUCERA Jiri	14	CE	Y																		
SRSEN Tomas	17	RW	Y																		
JANECKY Otakar C	20	RW	Y																		
JAGR Jaromir	21	RW	Y																		
KUSIL Frantisek	22	RW	Y																		
HORAK Roman	23	CE	Y																		
RUCINSKY Martin	24	*LW	Y																		
DOLEZAL Jiri A	26	LW	Y																		
MECIAR Stanislav	27	RD	Y																		
BERANEK Josef	29	*CE	Y																		

PENALTIES

Time	Nr	Min	Offence	Start	End
2.18	27	2	TRIP	2.18	4.18
9.41	6	2	HOLD	9.41	11.38
19.02	4	2	CROSS	19.02	21.02
26.51	11	2	HI-ST	26.51	28.51
50.35	21	2	HOOK	50.35	52.35

Coach:ING.HLINKA Ivan Coach:NEVESELY Stanislav Manager:POUZAR Jaroslav

Game Summary

P	GF:GA	SSG	SSP	SPG	SOG	S	PIM	TPP	PPG	SHG	PO+	DAC
1	2:1	9:5	4:4	4:2	11:6	19:12	4:6	3.16:2.21	1:0	0:0	15:9	11:16
2	2:0	6:6	5:1	2:6	8:6	15:13	2:2	3.02:2.00	0:0	0:0	8:12	15:15
3	0:0	8:9	2:1	0:2	8:9	10:12	4:2	2.00:4.00	0:0	0:0	8:11	26:13
SU	4:1	23:20	11:6	6:10	27:21	44:37	10:10	8.18:8.21	1:0	0:0	31:32	52:44

Goalkeepers Record

Time	GKA	GKB	ENG	A	MIP	B	MIP
0.00	30	1		30	60.00	1	60.00
				35	0.00	2	0.00

Referee	Linesman	Linesman	Goaljudge	Goaljudge	Game-TKP	Pen-TKP	Off.Scorer	Spect.
Simmonds,B./G	Karabanov/RUS	McTague,C./CA	Scanacapra/IT	Demattio/ITA	Degianpietro/	Volcan/ITA	Vescovi/ITA	2400

Gestetner

Gestetner

Date: 94. 5. 2 **Game No: 29** **Period: 1**

CZE GK 1

11

8

GK 2

SWE GK 30

26

GK 35

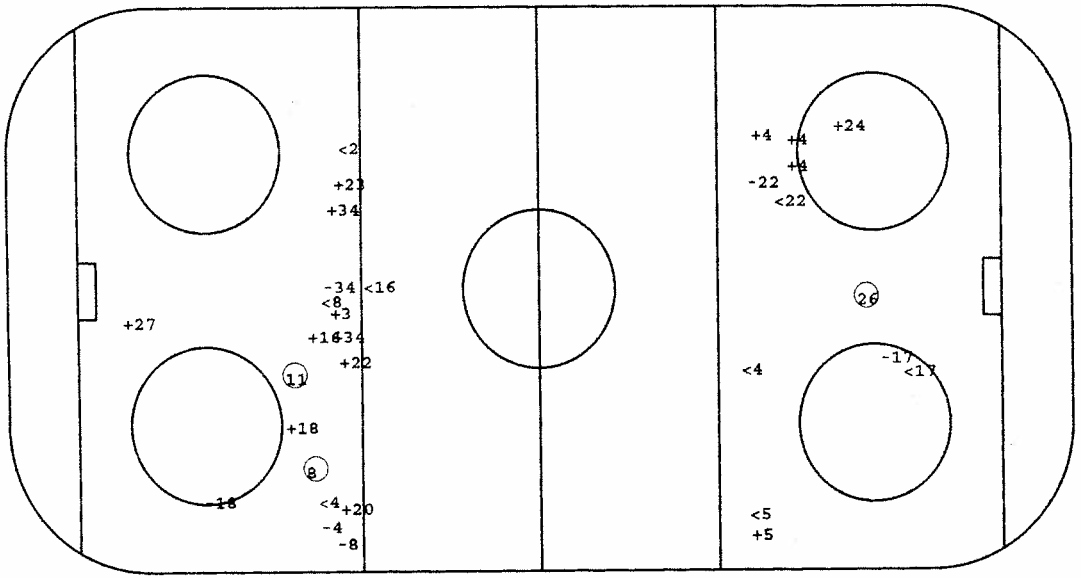

O Goal +SSG <SSP -SPG

Face - Offs

DZ	MZ	AZ
-23	-29	-12
-12	23	23
-23	-11	29
-13	-29	11
29	29	-23
-11	-14	-29
-29	-14	
29	23	
-20		
20		

Defense Activity

Team	BCH	SCH	BBL	SBL	BAC	PRE	PCL	-LOP	-PAP
CZE	22	4	12	3		17	13	26	
		27	14	3			5		
		6	22	23			4		
		4	6	22					
SWE		16	2	19		26	34	22	3
		12	4	34		15	26	19	
			8	34		2		4	
			3			19			

Face - Offs

AZ	MZ	DZ
17	17	15
22	-17	-18
17	22	-26
13	26	-22
-26	-26	17
22	15	13
26	15	
-26	-17	
13		
-17		

GK GoalKeeper
SSG Shot Saved by GK
SSP Shot Saved by def.Player

SPG Shot Past Goal
DZ Defence Zone
MZ Middle Zone

AZ Attack Zone
BCH BodyCHeck
SCH Stick Contact Check

BBL BodyBLock
SBL ShotBLock
BAC BAck Checking

PRE Puck REcovery
PCL Puck CLearing
LOP Loss Of Puck

PAP Play Away from Puck

Gestetner

Date: 94. 5. 2 **Game No: 29** **Period: 2**

SWE GK 30

GK 35

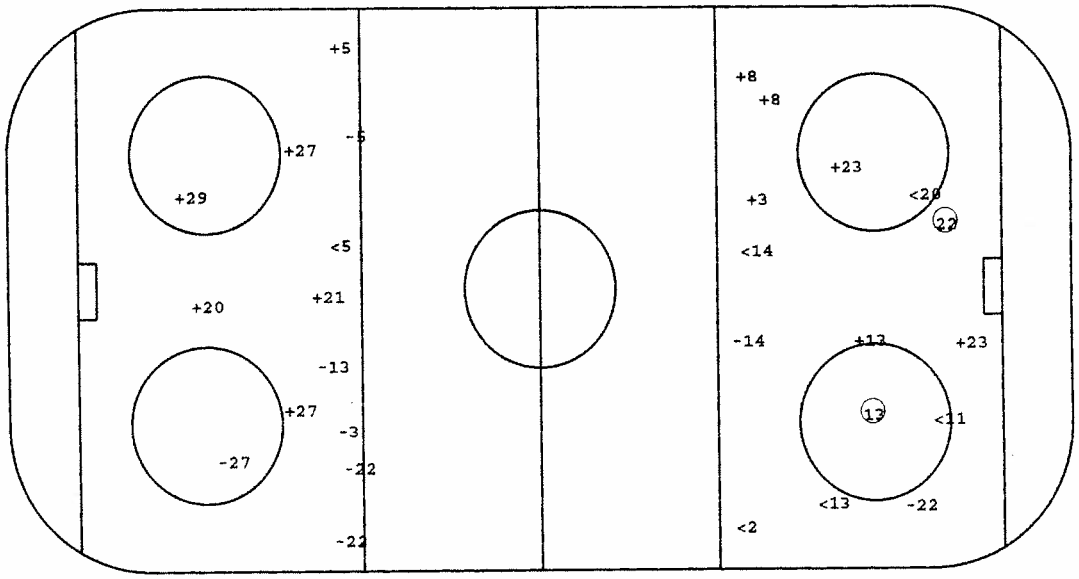

CZE GK 1

13 22

GK 2

O Goal +SSG <SSP -SPG

Face - Offs

DZ	MZ	AZ
-26	17	15
-26	22	15
26	-22	-22
15	-17	-22
	-15	-17
	-22	-15
	22	-22
	15	
	-26	

Defense Activity

Team	BCH	SCH	BBL	SBL	BAC	PRE	PCL	-LOP	-PAP
SWE	15	26	8	3		12	13	3	
		23	17	3		19	12	3	
		14		14		4	2		
				18			14		
CZE	11	11	27	22		12	22	21	
		11	20	26		24	22	12	
				22		11	14	3	
				6		24			
						13			
						20			

Face - Offs

AZ	MZ	DZ
11	-29	-14
11	-23	-14
-29	23	23
-14	29	23
	14	11
	23	23
	-23	29
	-14	
	11	

GK GoalKeeper
SSG Shot Saved by GK
SSP Shot Saved by def.Player

SPG Shot Past Goal
DZ Defence Zone
MZ Middle Zone

AZ Attack Zone
BCH BodyCHeck
SCH Stick Contact Check

BBL BodyBLock
SBL ShotBLock
BAC BAck Checking

PRE Puck REcovery
PCL Puck CLearing
LOP Loss Of Puck

PAP Play Away from Puck

CZE **GK 1**

GK 2

Date: 94. 5. 2 **Game No: 29** **Period: 3**

SWE **GK 30**

GK 35

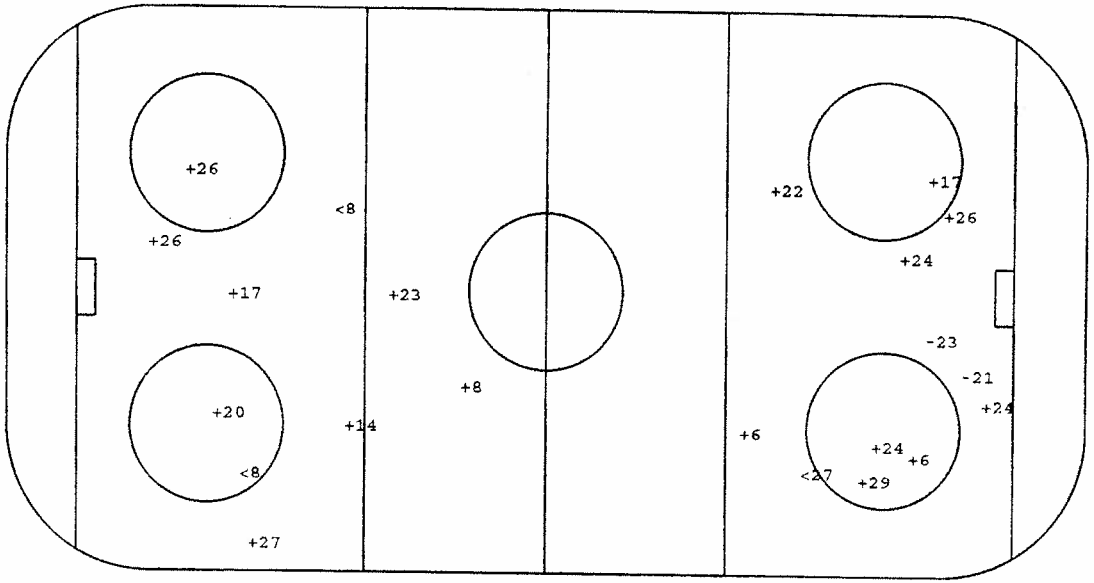

O Goal +SSG <SSP -SPG

Face - Offs

DZ	MZ	AZ
-29	-11	29
11	-14	-29
14	-11	14
	29	23
	14	
	-13	
	29	
	11	
	-11	
	23	
	-11	
	11	

Defense Activity

Team	BCH	SCH	BBL	SBL	BAC	PRE	PCL	-LOP	-PAP
CZE	22	21	22	11		11	22	12	
	21		27	26		22	11		
			26				24		
			27						
SWE	22	23	34	4		17	14		4
		22	34	22		4	4		
		17	4	3		8	18		
		8	2	3		4	16		
		34		8		8	16		
		14				4			

Face - Offs

AZ	MZ	DZ
26	17	-26
-17	15	26
-26	17	-15
	-26	-22
	-15	
	22	
	-22	
	-22	
	15	
	-17	
	22	
	-22	

GK GoalKeeper
SSG Shot Saved by GK
SSP Shot Saved by def.Player
SPG Shot Past Goal
DZ Defence Zone
MZ Middle Zone
AZ Attack Zone
BCH BodyCHeck
SCH Stick Contact Check
BBL BodyBLock
SBL ShotBLock
BAC BAck Checking
PRE Puck REcovery
PCL Puck CLearing
LOP Loss Of Puck
PAP Play Away from Puck

Gestetner

Gestetner

Players by Team SWE

Including Game No.:29

Family & Surname	No	Po	GP	PI	G	A1	A2	PTS	S	SG%	SSG	SSP	SPG	PPG	SHG	GWG	GTG	GAP	PIM	AVG	2	5	10	GMP	DAC	BCH	SCH	BBL	BAC	SBL	PRE	PCL	LOP	PAP	POP	NEP	+/-	FO+	FO-	FO%
ANDERSSON Mikael	23	RW	5	5	1	0	0	1	22	4.55	15	5	1	0	1	0	0	0	0	0.00	0	0	0	0	10	0	3	3	1	0	3	0	0	0	3	1	2	1	3	25.00
ANDERSSON Peter	3	LD	5	5	0	1	0	1	17	0.00	12	3	2	0	0	0	0	0	4	.80	2	0	0	0	6	0	3	5	0	5	1	1	3	6	8	3	5	0	0	0.00
BERGLUND Charles	22	CE	5	5	2	2	0	4	10	20.00	4	0	4	0	0	0	0	0	2	.40	1	0	0	0	8	1	1	5	1	1	2	1	3	1	7	4	3	42	35	54.55
BERGQVIST Jonas	18	LW	5	5	2	2	2	6	18	11.11	10	3	3	0	1	0	0	0	2	.40	1	0	0	0	5	0	0	2	0	2	0	2	0	1	9	2	7	1	4	20.00
CARNBÄCK Patrik	16	LW	5	5	0	0	0	0	6	0.00	4	2	0	0	0	0	0	0	4	.80	2	0	0	0	6	2	1	1	0	0	4	2	3	1	1	5	-4	2	0	100.00
HANSSON Roger	11	LW	5	5	3	3	0	6	24	12.50	14	6	1	0	0	2	0	1	4	.80	2	0	0	0	4	0	2	2	1	1	1	0	0	3	10	4	6	0	0	0.00
HEDBERG Johan	1	GK	5	0	0	0	0	0	0	0.00	0	0	0	0	0	0	0	0	0	0.00	0	0	0	0	0	0	0	0	0	0	0	0	0	0	0	0	0	0	0	0.00
JOHANSSON Mikael	26	CE	5	5	1	0	0	1	15	6.67	9	0	5	1	0	0	0	0	0	0.00	0	0	0	0	7	0	1	1	0	0	4	2	0	1	7	4	3	40	55	42.11
JOHANSSON Roger	34	RD	5	5	0	2	0	2	18	0.00	9	2	7	0	0	0	0	0	4	.80	2	0	0	0	17	3	3	8	0	7	0	2	2	4	10	4	6	0	0	0.00
JUHLIN Patrik	5	RW	5	1	0	0	0	0	0	0.00	0	0	0	0	0	0	0	0	0	0.00	0	0	0	0	0	0	0	0	0	0	0	0	0	0	1	0	1	0	0	0.00
JÖNSSON Kenny	19	RD	5	5	0	1	0	1	14	0.00	6	6	2	0	0	0	0	0	6	1.20	3	0	0	0	9	2	1	4	0	1	5	2	1	5	6	3	3	0	0	0.00
LARSSON Jan	17	CE	5	5	0	0	2	2	9	0.00	8	0	1	0	0	0	0	0	14	2.80	2	0	1	0	12	0	4	6	0	1	3	1	2	1	6	2	4	38	40	48.72
NORDSTRÖM Roger	30	GK	5	3	0	0	0	0	0	0.00	0	0	0	0	0	0	0	0	0	0.00	0	0	0	0	0	0	0	0	0	0	0	0	0	0	16	3	13	0	0	0.00
SALO Tommy	35	GK	5	2	0	0	0	0	0	0.00	0	0	0	0	0	0	0	0	0	0.00	0	0	0	0	0	0	0	0	0	0	0	0	0	0	6	8	-2	0	0	0.00
SJÖDIN Tommy	2	RD	5	5	0	0	0	0	18	0.00	10	5	3	0	0	0	0	0	4	.80	2	0	0	0	27	2	1	15	0	4	4	5	0	4	5	4	1	0	0	0.00
STILLMAN Fredrik	14	LD	5	5	0	0	0	0	15	0.00	7	4	4	0	0	0	0	0	0	0.00	0	0	0	0	24	0	6	8	0	6	4	5	2	3	4	3	1	1	0	100.00
SUNDIN Mats	13	RW	5	5	4	3	0	7	22	18.18	13	3	2	1	0	0	0	0	2	.40	1	0	0	0	7	0	0	3	0	0	1	3	0	0	9	4	5	9	6	60.00
SVENSSON Magnus	8	LD	5	5	4	0	0	4	27	14.81	14	7	2	3	0	0	0	0	6	1.20	3	0	0	0	22	4	3	14	1	1	5	1	2	5	9	4	5	0	0	0.00
ÖRNSKOG Stefan	15	CE	5	5	1	1	0	2	6	16.67	2	2	1	0	0	0	0	0	0	0.00	0	0	0	0	5	1	2	0	1	0	4	1	0	4	3	3	0	22	20	52.38
DACKELL Andreas	12	RW	5	4	2	0	0	2	9	22.22	5	1	1	0	0	0	0	0	25	6.25	0	1	0	1	5	0	1	3	0	0	1	1	0	1	6	1	5	0	1	0.00
JÖNSSON Jörgen	20	CE	5	4	1	0	0	1	9	11.11	5	1	2	0	0	0	0	0	2	.50	1	0	0	0	4	0	1	3	1	0	0	0	0	1	1	1	0	2	1	66.67
FORSLUND Tomas	27	LW	5	2	1	1	0	2	4	25.00	3	0	0	0	0	1	0	0	2	1.00	1	0	0	0	0	0	0	0	0	0	0	0	0	0	2	1	1	0	0	0.00
LIDSTRÖM Nicklas	4	LD	5	1	0	0	0	0	2	0.00	0	1	1	0	0	0	0	0	0	0.00	0	0	0	0	6	0	0	2	0	1	4	1	1	1	1	1	0	0	0	0.00

Family & Surname	No	Po	GP	PI	MIP	MPI%	SOG	GA	SVS	SVS%	GAA	GKC	SHGA	SO	AVG	2	5	10	GMP	GAP
HEDBERG Johan	1	GK	5	0	0.00	0.00	0	0	0	0.00	0.00	0.00	0	0	0.00	0	0	0	0	0
NORDSTRÖM Roger	30	GK	5	3	180.00	60.00	53	3	50	94.34	1.00	5.66	1	1	0.00	0	0	0	0	0
SALO Tommy	35	GK	5	2	120.00	40.00	56	8	48	85.71	4.00	57.16	0	0	0.00	0	0	0	0	0

Gestetner

Players by Team CZE

Including Game No.:29

Family & Surname	No	Po	GP	PI	G	A1	A2	PTS	S	SG%	SSG	SSP	SPG	PPG	SHG	GWG	GTG	GAP	PIM	AVG	2	5	10	GMP	DAC	BCH	SCH	BBL	BAC	SBL	PRE	PCL	LOP	PAP	POP	NEP	+/-	FO+	FO-	FO%
BRIZA Petr	1	GK	5	3	0	0	0	0	0	0.00	0	0	0	0	0	0	0	0	0	0.00	0	0	0	0	0	0	0	0	0	0	0	0	0	0	8	13	-5	0	0	0.00
TUREK Roman	2	GK	5	2	0	0	0	0	2	0.00	2	0	0	0	0	0	0	0	0	0.00	0	0	0	0	0	0	0	0	0	0	0	0	1	7	4	3	0	0	0	0.00
HOLAN Milos	4	LD	5	5	0	2	1	3	34	0.00	21	9	4	0	0	0	0	0	8	1.60	4	0	0	0	33	4	6	20	1	2	2	3	0	5	6	6	0	0	0	0.00
KADLEC Drahomir	5	RD	5	5	1	1	0	2	23	4.35	13	4	5	0	0	0	0	0	0	0.00	0	0	0	0	4	0	3	5	0	5	2	4	9	6	5	5	0	0	0	0.00
SCERBAN Bedrich	6	RD	5	5	0	0	0	0	18	0.00	12	1	5	0	0	0	0	1	2	.40	1	0	0	0	24	2	5	14	0	3	2	4	1	5	4	7	-3	0	0	0.00
HAMRLIK Roman	7	LD	5	1	0	0	0	0	3	0.00	2	1	0	0	0	0	0	0	0	0.00	0	0	0	0	8	1	1	3	0	1	0	3	1	0	2	0	2	0	0	0.00
KUCERA Frantisek	8	RD	5	4	0	0	0	0	18	0.00	12	2	4	0	0	0	0	0	2	.50	1	0	0	0	17	4	3	7	1	4	1	4	4	3	5	6	-1	0	0	0.00
MECIAR Stanislav	27	RD	5	5	0	0	0	0	18	0.00	9	4	5	0	0	0	0	0	4	.80	2	0	0	0	27	1	7	15	0	8	1	4	5	4	5	5	0	0	0	0.00
KASTAK Kamil	12	LW	5	5	1	0	1	2	15	6.67	12	1	1	0	0	0	0	0	0	0.00	0	0	0	0	10	0	1	3	1	0	4	6	4	1	4	8	-4	0	3	0.00
ZEMLICKA Richard	13	LW	5	5	3	0	1	4	16	18.75	8	2	3	0	0	0	0	0	4	.80	2	0	0	0	5	3	0	1	0	0	4	2	5	0	5	4	1	0	3	0.00
KUCERA Jiri	14	CE	5	5	3	0	0	3	11	27.27	4	1	3	2	0	1	0	0	0	0.00	0	0	0	0	6	0	0	3	0	2	3	2	4	0	4	3	1	44	58	43.14
DOPITA Jiri	16	CE	5	3	1	0	0	1	9	11.11	7	0	1	1	0	0	0	0	0	0.00	0	0	0	0	15	2	2	5	0	1	3	2	0	0	3	6	-3	33	29	53.23
SRSEN Tomas	17	RW	5	5	1	1	0	2	19	5.26	11	2	5	0	0	0	0	0	2	.40	1	0	0	0	4	0	0	1	0	0	3	1	1	0	4	7	-3	0	0	0.00
JANECKY Otakar	20	RW	5	5	0	0	2	2	15	0.00	11	1	3	0	0	0	0	0	0	0.00	0	0	0	0	5	0	1	3	0	1	4	2	4	2	4	4	0	5	7	41.67
HORAK Roman	23	CE	5	5	0	1	0	1	8	0.00	3	3	2	0	0	0	0	0	0	0.00	0	0	0	0	5	0	2	0	0	2	0	1	0	0	3	2	1	14	11	56.00
RUCINSKY Martin	24	LW	5	5	2	2	0	4	23	8.70	17	1	3	1	0	0	0	2	6	1.20	3	0	0	0	13	2	1	2	1	2	3	3	1	0	7	3	4	1	2	33.33
DOLEZAL Jiri	26	LW	5	5	2	1	0	3	13	15.38	7	3	1	0	0	0	0	0	0	0.00	0	0	0	0	18	1	1	10	0	3	5	2	2	2	5	4	1	0	1	0.00
BERANEK Josef	29	CE	5	5	1	2	0	3	28	3.57	14	4	9	0	0	0	0	0	0	0.00	0	0	0	0	7	0	2	3	0	0	2	1	1	0	6	4	2	59	46	56.19
TEJKL Petr	3	RD	5	3	0	0	0	0	10	0.00	4	1	5	0	0	0	0	0	2	.67	1	0	0	0	8	2	2	4	1	4	1	1	4	3	0	4	-4	0	0	0.00
BIEGL Radek	30	GK	5	0	0	0	0	0	0	0.00	0	0	0	0	0	0	0	0	0	0.00	0	0	0	0	0	0	0	0	0	0	0	0	0	0	0	0	0	0	0	0.00
STRAKA Martin	11	CE	5	2	0	0	0	0	4	0.00	4	0	0	0	0	0	0	0	4	2.00	2	0	0	0	7	1	3	0	0	1	2	1	1	0	1	2	-1	12	21	36.36
JAGR Jaromir	21	RW	5	2	0	1	0	1	7	0.00	5	0	2	0	0	0	0	0	2	1.00	1	0	0	0	2	1	1	0	0	0	2	0	2	0	1	1	0	0	0	0.00
MUSIL Frantisek	22	RW	5	1	0	0	0	0	5	0.00	1	1	3	0	0	0	0	0	0	0.00	0	0	0	0	11	2	0	2	0	3	1	3	0	0	1	1	0	0	0	0.00

Family & Surname	No	Po	GP	PI	MIP	MPI%	SOG	GA	SVS	SVS%	GAA	GKC	SHGA	SO	AVG	2	5	10	GMP	GAP
BRIZA Petr	1	GK	5	3	180.00	60.00	83	13	70	84.34	4.33	67.80	2	0	0.00	0	0	0	0	0
TUREK Roman	2	GK	5	2	120.00	40.00	37	4	33	89.19	2.00	21.62	0	0	0.00	0	0	0	0	0
BIEGL Radek	30	GK	5	0	0.00	0.00	0	0	0	0.00	0.00	0.00	0	0	0.00	0	0	0	0	0

Team Standings

Including Game 29

Game Results Group A

	CAN	RUS	GER	AUT	ITA	GBR
CAN		3:1	3:2	6:1	4:1	8:2
RUS	1:3		6:0	4:1	7:0	12:3
GER	2:3	0:6		2:2	1:3	4:0
AUT	1:6	1:4	2:2		1:3	
ITA	1:4	0:7	3:1	3:1		10:2
GBR	2:8	3:12	0:4		2:10	

Game Results Group B

	SWE	FIN	USA	CZE	FRA	NOR
SWE		3:5	6:2	4:1	6:0	3:3
FIN	5:3		7:2	4:4	8:1	5:1
USA	2:6	2:7		5:3	5:1	7:2
CZE	1:4	4:4	3:5		5:2	2:2
FRA	0:6	1:8	1:5	2:5		4:1
NOR	3:3	1:5	2:7	2:2	1:4	

Standing Group A

	GP	W	T	L	GF:GA	Pts
1. CAN	5	5	0	0	24:7	10
2. RUS	5	4	0	1	30:7	8
3. ITA	5	3	0	2	17:15	6
4. GER	5	1	1	3	9:14	3
5. AUT	4	0	1	3	5:15	1
6. GBR	4	0	0	4	7:34	0

Standing Group B

	GP	W	T	L	GF:GA	Pts
1. FIN	5	4	1	0	29:11	9
2. SWE	5	3	1	1	22:11	7
3. USA	5	3	0	2	21:19	6
4. CZE	5	1	2	2	15:17	4
5. FRA	5	1	0	4	8:25	2
6. NOR	5	0	2	3	9:21	2

Play Off Quarter Final

Game No. 31	A2 - B3
Game No. 32	B2 - ITA
Game No. 33	A1 - B4
Game No. 34	FIN - A4

Play Off Relegation

Game No. 35	A6 - NOR

Play Off Semi Final

Game No. 36	W31 - W34
Game No. 37	W32 - W33

Play Off Final

Final	W36 - W37
3./4. Place	L36 - L37

Gestetner

Team Statistics

Including Game 29

Scoring Efficiency

	GP	GF	SSG	SSP	SPG	S	SG%	R
CAN	5	24	143	55	62	284	8.45	5
SWE	5	22	150	51	42	265	8.30	6
RUS	5	30	163	53	63	309	9.71	2
FIN	5	29	138	44	46	257	11.28	1
GER	5	9	144	59	77	289	3.11	11
USA	5	21	113	44	40	218	9.63	3
CZE	5	15	179	41	64	299	5.02	8
[illegible]	4	5	102	31	32	170	2.94	12
[illegible]	5	8	91	36	43	178	4.49	10
ITA	5	17	91	42	48	198	8.59	4
NOR	5	9	88	30	31	158	5.70	7
GBR	4	7	88	29	21	145	4.83	9

Fair Play Cup

2	5	10	GMP	PIM	AVG	R
29	0	0	0	58	11.60	2
23	1	1	1	81	16.20	*GMP*
46	0	1	0	102	20.40	10
29	1	0	0	63	12.60	4
28	0	0	1	76	15.20	*GMP*
38	1	0	0	81	16.20	7
18	0	0	0	36	7.20	1
27	0	0	0	54	13.50	5
33	0	1	0	76	15.20	6
42	0	0	0	84	16.80	8
29	0	0	0	58	11.60	2
39	0	0	0	78	19.50	9

Face Offs

+:-	FO%	R
196:128	60.49	1
158:165	48.92	7
138:178	43.67	10
172:177	49.28	6
167:137	54.93	2
195:166	54.02	3
168:181	48.14	8
99:142	41.08	12
165:154	51.72	5
171:150	53.27	4
168:183	47.86	9
109:144	43.08	11

Power Play

	GP	TPP	PPGF	PP%	M:S	PPGA	R
CAN	5	54.25	6	22.05	9.04	1	6
SWE	5	43.43	5	22.87	8.45	0	4
RUS	5	49.21	7	28.37	7.03	0	2
FIN	5	36.54	5	27.10	7.23	1	3
GER	5	73.51	5	13.54	14.46	0	8
USA	5	33.48	7	41.42	4.50	3	1
CZE	5	42.17	4	18.92	10.34	0	7
AUT	4	34.06	2	11.73	17.03	0	10
FRA	5	29.33	2	13.54	14.47	0	9
ITA	5	45.01	5	22.21	9.00	2	5
NOR	5	35.49	1	5.58	35.49	0	12
GBR	4	34.57	1	5.72	34.57	0	11

Short Hand

TSH	SHGA	PK%	M:S	SHGF	R
44.28	3	86.51	14.49	0	5
35.04	1	94.30	35.04	2	2
62.26	2	93.59	31.13	1	3
44.36	5	77.58	8.55	1	8
33.07	4	75.84	8.17	0	10
49.32	3	87.89	16.31	0	4
22.12	2	81.98	11.06	0	6
44.05	1	95.46	44.05	0	1
42.25	5	76.42	8.29	0	9
57.44	6	79.21	9.37	0	7
28.15	8	43.36	3.32	1	12
49.51	10	59.88	4.59	2	11

Spectators

Tot	AVG	R
26130	5226	3
11150	2230	7
22330	4466	4
8350	1670	9
30060	6012	1
8450	1690	8
7750	1550	10
16900	4225	5
4900	980	12
26970	5394	2
7100	1420	11
14730	3682	6

Goalkeeping

	GP	GA	SVS	SOG	SVS%	GAA	SO	ENG	GKC	R
[illegible]	5	7	118	125	94.40	1.40	0	1	7.84	2
SWE	5	11	98	109	89.91	2.20	1	0	22.19	4
RUS	5	7	120	127	94.49	1.40	2	1	7.71	1
FIN	5	11	112	123	91.06	2.20	0	0	19.66	3
GER	5	14	95	109	87.16	2.80	1	0	35.95	6
USA	5	19	149	168	88.69	3.80	0	0	42.97	8
CZE	5	17	103	120	85.83	3.40	0	1	48.17	9
AUT	4	15	134	149	89.93	3.75	0	0	37.76	7
FRA	5	25	151	176	85.80	5.00	0	0	71.00	11
ITA	5	15	159	174	91.38	3.00	0	0	25.86	5
NOR	5	21	145	166	87.35	4.20	0	0	53.13	10
GBR	4	34	105	139	75.54	8.50	0	0	207.91	12

Defensive Activity

BCH	SCH	BBL	SBL	BAC	PRE	PCL	-LOP	-PAP	DAC	R
63	44	71	11	43	92	53	19	11	347	6
15	33	85	30	6	46	30	19	42	184	12
54	57	60	15	29	119	67	27	20	354	5
43	48	87	29	17	59	49	27	32	273	8
56	37	84	14	40	130	73	21	15	398	4
40	45	127	46	5	39	37	40	69	230	10
26	41	101	42	6	45	49	49	32	229	11
50	55	83	22	39	123	111	20	18	445	1
29	68	111	42	18	49	45	51	61	250	9
46	67	71	19	45	117	140	29	36	440	2
28	59	118	53	3	47	90	28	44	326	7
82	45	72	28	44	93	110	19	35	420	3

Spectators

Place	Total	Min	Max	AVG
Val di Fassa	23850	700	3200	1590
Bolzano-Bozen	68560	1200	7160	4897
TOTAL	92410			

Gestetner

Defensive Activity

Including Game No.:29

#	Family & Surname	Team	No	Po	GP	PT	G	A1	A2	PTS	DAC	BCK	SCR	BBL	SBL	PRE	PCL	LOF	PAP	PIM	AVG	2	5	10	GWP	GAP	PGP	BSP	+/-	FO+	FO-	FO%
1.	CHITARRONI Mario	ITA	24	CE	5	5	1	1	0	2	47	8	9	0	2	6	18	0	0	8	1.60	4	0	0	0	0	4	6	-2	56	50	52.83
2.	ULANOV Igor	RUS	28	LD	5	5	1	0	0	1	44	15	3	7	2	13	7	2	1	10	2.00	5	0	0	0	0	5	4	1	0	0	0.00
3.	STRÖMBERG Mika	FIN	26	RD	5	5	1	1	1	3	43	14	5	18	3	2	6	0	6	9	1.80	2	1	0	0	0	8	5	3	0	0	0.00
4.	SHEA Michael	AUT	24	LD	4	4	0	0	0	0	43	2	7	10	1	12	12	0	1	0	0.00	0	0	0	0	0	0	3	-3	0	0	0.00
5.	ANDERSEN BÖE Carl	NOR	4	RD	5	5	0	1	0	1	42	6	6	23	3	5	6	1	6	6	1.20	3	0	0	0	1	5	3	2	0	0	0.00
6.	COOPER Stephen	GBR	5	LD	4	4	0	0	0	0	40	9	7	7	2	9	14	2	7	0	0.00	0	0	0	0	0	3	10	-7	0	0	0.00
7.	CIRCELLI Anthony	ITA	25	RD	5	5	2	0	0	2	39	3	2	7	6	10	15	2	3	0	0.00	0	0	0	0	0	8	6	2	0	0	0.00
8.	GULDA Peter	GER	8	LD	5	5	0	2	0	2	39	9	3	9	2	13	4	0	1	2	.40	1	0	0	0	0	4	3	1	0	0	0.00
9.	MEYER Jayson	GER	35	RD	5	5	1	0	0	1	38	4	1	7	1	19	9	1	2	6	1.20	3	0	0	0	0	2	5	-3	0	0	0.00
10.	YUSKEVICH Dmitri	RUS	2	RD	5	5	1	1	1	3	37	6	8	6	2	10	8	2	1	12	2.40	6	0	0	0	0	10	2	8	0	0	0.00
11.	MAYR Jörg	GER	6	RD	5	5	0	0	0	0	37	10	3	8	5	8	8	2	1	2	.40	1	0	0	0	0	3	7	-4	0	0	0.00
12.	HILL Sean	USA	28	RD	5	5	0	0	1	1	36	6	6	11	8	6	7	4	4	2	.40	1	0	0	0	0	4	2	2	0	0	0.00
13.	SALSTEN Petter	NOR	2	RD	5	5	0	1	0	1	36	5	7	14	3	6	8	4	4	6	1.20	3	0	0	0	1	4	7	-3	0	0	0.00
14.	OBERRAUCH Robert	ITA	4	LD	5	5	0	0	0	0	35	5	4	3	2	14	22	8	7	8	1.60	4	0	0	0	1	6	4	2	0	0	0.00
15.	MORRIS Frank	GBR	24	CE	4	4	0	0	0	0	35	4	0	6	4	10	5	2	0	6	1.50	3	0	0	0	1	2	9	-7	2	4	33.33
16.	CHAMBERS Shawn	USA	4	LD	5	5	0	1	1	2	34	6	4	16	6	6	6	4	8	4	.80	2	0	0	0	0	8	9	-1	0	0	0.00
17.	JUTILA Timo	FIN	5	RD	5	5	2	1	0	3	33	7	2	10	4	4	8	2	2	2	.40	1	0	0	0	1	8	2	6	1	0	100.00
18.	DE ANGELIS Michael	ITA	37	LD	5	5	0	3	0	3	33	0	9	5	1	10	10	1	1	0	0.00	0	0	0	0	0	8	3	5	0	1	0.00
19.	HOLAN Milos	CZE	4	LD	5	5	0	2	1	3	33	4	6	20	2	2	3	0	5	8	1.60	4	0	0	0	0	6	6	0	0	0	0.00
20.	LAUKKANEN Janne	FIN	12	LD	5	5	0	1	0	1	33	8	4	16	5	2	4	3	3	4	.80	2	0	0	0	1	6	4	2	1	1	50.00
21.	HOHENBERGER Herber	AUT	30	LD	4	4	1	0	0	1	33	5	4	7	1	8	11	2	1	6	1.50	3	0	0	0	0	1	7	-6	0	0	0.00
22.	COTE Matthew	GBR	7	RW	4	4	0	0	0	0	33	8	0	8	8	4	7	0	3	6	1.50	3	0	0	0	2	1	8	-7	2	0	100.00
23.	PUSNIK Andreas	AUT	7	LW	4	4	0	2	1	3	31	3	1	6	6	8	7	2	0	2	.50	1	0	0	0	0	3	6	-3	36	49	42.35
24.	KIENASS Torsten	GER	3	RD	5	5	0	1	0	1	31	2	4	8	0	7	11	0	1	2	.40	1	0	0	0	0	3	3	0	0	0	0.00
25.	DOYLE Robin	AUT	29	LW	4	4	0	0	0	0	31	0	4	5	2	11	5	0	2	2	.50	1	0	0	0	0	1	3	-2	12	21	36.36
26.	JAKOBSEN Tommy	NOR	7	RD	5	4	0	0	0	0	31	3	6	9	11	1	6	2	2	8	2.00	4	0	0	0	1	1	6	-5	0	0	0.00
27.	BRIND'AMOUR Rod	CAN	17	CE	5	5	2	0	1	3	30	2	5	4	1	10	3	2	0	2	.40	1	0	0	0	0	6	1	5	39	27	59.09
28.	SHENELEV Sergei	RUS	22	LD	5	5	1	1	0	2	30	2	4	9	3	9	6	4	0	6	1.20	3	0	0	0	0	14	2	12	0	0	0.00
29.	ZHITNIK Alexei	RUS	4	LD	5	5	1	0	0	1	30	12	6	5	0	10	4	2	5	8	1.60	4	0	0	0	0	6	2	4	0	0	0.00
30.	GÜNTNER Michael	AUT	32	LD	4	4	0	0	0	0	30	2	6	6	5	4	8	0	1	10	2.50	5	0	0	0	1	3	1	2	0	0	0.00
31.	FIGLIUZZI Stefan	ITA	91	CE	5	5	3	0	0	3	29	2	6	5	2	8	4	0	1	10	2.00	5	0	0	0	2	4	3	1	40	34	54.05
32.	BURTON James	AUT	6	LD	4	4	0	2	0	2	28	2	1	5	2	14	7	3	0	0	0.00	0	0	0	0	0	3	5	-2	0	0	0.00
33.	DE GAETANO Philip	ITA	3	RD	5	5	0	0	1	1	28	3	1	7	8	9	12	1	3	2	.40	1	0	0	0	0	7	4	3	0	0	0.00
34.	IOVIO Emilio	ITA	9	LW	5	5	0	0	0	0	28	1	4	5	0	7	9	2	1	4	.80	2	0	0	0	0	4	4	0	1	7	12.50
35.	CRANSTON Tim	GBR	4	CE	4	4	0	0	0	0	28	2	3	9	0	4	4	0	1	4	1.00	2	0	0	0	1	0	10	-10	20	25	44.44
36.	PAVLU Martin	ITA	28	RW	5	5	1	3	0	4	27	3	7	1	0	11	4	2	1	0	0.00	0	0	0	0	0	4	5	-1	1	2	33.33
37.	BREBENT Richard	GBR	13	CE	4	4	1	0	0	1	27	6	2	5	1	4	6	0	1	6	1.50	3	0	0	0	0	2	11	-9	25	39	39.06
38.	SJÖDIN Tommy	SWE	2	RD	5	5	0	0	0	0	27	2	1	15	4	4	5	0	4	4	.80	2	0	0	0	0	5	4	1	0	0	0.00
38.	ULRICH Martin	AUT	47	LD	4	4	0	0	0	0	27	7	2	8	0	11	8	2	4	2	.50	1	0	0	0	0	3	2	1	0	0	0.00
40.	MECIAR Stanislav	CZE	27	RD	5	5	0	0	0	0	27	1	7	15	8	1	4	5	4	4	.80	2	0	0	0	0	5	5	0	0	0	0.00
41.	KURTENBACH Terry	GBR	22	RD	4	4	1	1	0	2	26	3	3	4	1	8	7	1	1	2	.50	1	0	0	0	1	2	6	-4	0	0	0.00
42.	HÄMÄLÄINEN Erik	FIN	4	RD	5	5	1	0	0	1	26	0	5	12	0	6	8	4	2	6	1.20	3	0	0	0	1	8	7	1	0	0	0.00
43.	NASHEIM Richard	AUT	16	LW	4	4	1	0	0	1	26	3	1	6	0	7	8	0	0	2	.50	1	0	0	0	0	3	5	-2	0	0	0.00
44.	STRAUSS Wolfgang	AUT	4	LD	4	4	0	0	0	0	26	1	2	8	0	3	15	1	2	2	.50	1	0	0	0	0	1	2	-1	0	0	0.00
45.	NÖRSTEBÖ Svein Eno	NOR	15	LD	5	5	0	0	0	0	26	0	5	10	5	1	11	1	5	2	.40	1	0	0	0	1	4	8	-4	0	0	0.00
46.	ORLANDO Gaetano	ITA	17	CE	5	5	3	3	0	6	25	3	3	4	2	8	4	4	0	6	1.20	3	0	0	0	0	8	3	5	58	45	56.31
47.	ZARRILLO Bruno	ITA	16	LW	5	5	1	2	0	3	25	1	7	4	1	4	6	2	2	2	.40	1	0	0	0	1	8	3	5	2	0	100.00
48.	MCEWEN Douglas	GBR	10	CE	4	4	1	1	0	2	25	5	2	1	3	10	5	0	3	0	0.00	0	0	0	0	0	3	12	-9	3	3	50.00
49.	RICHARDSON Luke	CAN	22	LD	5	5	0	0	1	1	25	10	3	7	2	2	4	2	1	2	.40	1	0	0	0	0	7	2	5	0	0	0.00
50.	PEREZ Denis	FRA	24	RD	5	5	0	1	0	1	25	3	9	15	5	5	3	7	8	2	.40	1	0	0	0	0	3	8	-5	0	0	0.00

Gestetner

Most Penalized Players

Including Game No.:29

R	Family & Surname	Team	No	Po	GP	PI	2	5	10	GMP	PIM	AVG	GAP	G	A	PTS	+/-	DAC
1.	DACKELL Andreas	SWE	12	RW	5	4	0	1	0	1	25	6.25	0	2	0	2	5	5
2.	BENDA Jan	GER	32	RW	5	5	2	0	0	1	24	4.80	0	0	0	0	-4	15
3.	PAJONKOWSKI Franck	FRA	32	CE	5	5	4	0	1	0	18	3.60	0	1	1	2	-4	10
4.	HOPE Shannon	GBR	6	LD	4	4	6	0	0	0	12	3.00	3	0	0	0	-4	17
4.	LILLEY John	USA	19	RW	5	5	5	1	0	0	15	3.00	2	1	0	1	1	4
6.	WEIGHT Doug	USA	9	CE	5	5	7	0	0	0	14	2.80	1	0	4	4	2	7
6.	LARSSON Jan	SWE	17	CE	5	5	2	0	1	0	14	2.80	0	0	2	2	4	12
8.	VILLE Christophe	FRA	21	CE	5	3	4	0	0	0	8	2.67	1	0	1	1	1	7
9.	GÜNTNER Michael	AUT	32	LD	4	4	5	0	0	0	10	2.50	1	0	0	0	2	30
10.	KAMENSKY Valeri	RUS	13	RW	5	5	1	0	1	0	12	2.40	0	5	5	10	13	17
10.	COMPLOI Georg	ITA	20	RD	5	5	6	0	0	0	12	2.40	0	0	0	0	-4	21
10.	YUSKEVICH Dmitri	RUS	2	RD	5	5	6	0	0	0	12	2.40	0	1	2	3	8	37
13.	LEMOINE Jean-Phili	FRA	16	LD	5	4	4	0	0	0	8	2.00	1	0	0	0	-5	22
13.	MALO Andre	GBR	27	LD	4	4	4	0	0	0	8	2.00	0	0	0	0	-8	25
13.	YASHIN Alexei	RUS	19		5	4	4	0	0	0	8	2.00	0	1	2	3	2	12
13.	STRAKA Martin	CZE	11	CE	5	2	2	0	0	0	4	2.00	0	0	0	0	-1	7
13.	RUUTTU Kari	FIN	22	CE	5	1	1	0	0	0	2	2.00	1	0	0	0	-1	0
13.	FIGLIUZZI Stefan	ITA	91	CE	5	5	5	0	0	0	10	2.00	2	3	0	3	1	29
13.	RAUCHENWALD Gerald	AUT	9	LW	4	4	4	0	0	0	8	2.00	0	0	0	0	-5	23
13.	ULANOV Igor	RUS	28	LD	5	5	5	0	0	0	10	2.00	0	1	0	1	1	44
13.	JAKOBSEN Tommy	NOR	7	RD	5	4	4	0	0	0	8	2.00	1	0	0	0	-5	31
13.	GORBATCHEV Eduard	RUS	12	LW	5	2	2	0	0	0	4	2.00	0	1	0	1	2	3
23.	STRÖMBERG Mika	FIN	26	RD	5	5	2	1	0	0	9	1.80	0	1	2	3	3	43
24.	HOLAN Milos	CZE	4	LD	5	5	4	0	0	0	8	1.60	0	0	3	3	0	33
24.	TSYPLAKOV Yuri	RUS	25	LW	5	5	4	0	0	0	8	1.60	1	1	1	2	5	12

Gestetner

Most Fair Players

Including Game No.:29

R	Family & Surname	Team	No	Po	GP	PI	2	5	10	GWP	PIM	AVG	GAP	G	A	PTS	+/-	DAC
1.	KURRI Jari	FIN	17	RW	5	5	0	0	0	0	0	0.00	0	3	5	8	8	15
2.	SAKIC Joe	CAN	19	CE	5	5	0	0	0	0	0	0.00	0	4	1	5	4	13
2.	HELMINEN Raimo	FIN	14	CE	5	5	0	0	0	0	0	0.00	0	1	4	5	8	13
2.	LEHTINEN Jere	FIN	20	RW	5	5	0	0	0	0	0	0.00	0	2	3	5	8	12
2.	SWEENEY Tim	USA	12	LW	5	5	0	0	0	0	0	0.00	0	3	2	5	-2	1
6.	JANNEY Craig	USA	15	CE	5	4	0	0	0	0	0	0.00	0	0	5	5	-1	4
7.	KAPANEN Sami	FIN	24	LW	5	5	0	0	0	0	0	0.00	0	3	1	4	6	12
7.	PAVLU Martin	ITA	28	RW	5	5	0	0	0	0	0	0.00	0	1	3	4	-1	27
9.	KIPRUSOFF Marko	FIN	2	LD	5	5	0	0	0	0	0	0.00	0	2	1	3	11	12
9.	DE ANGELIS Michael	ITA	37	LD	5	5	0	0	0	0	0	0.00	0	0	3	3	5	33
9.	EMERSON Nelson	CAN	18	CE	5	5	0	0	0	0	0	0.00	0	2	1	3	3	12
9.	KÖPF Ernst	GER	33	RW	5	5	0	0	0	0	0	0.00	0	3	0	3	1	16
9.	KUCERA Jiri	CZE	14	CE	5	5	0	0	0	0	0	0.00	0	3	0	3	1	6
9.	BERANEK Josef	CZE	29	CE	5	5	0	0	0	0	0	0.00	0	1	2	3	2	7
9.	DOLEZAL Jiri	CZE	26	LW	5	5	0	0	0	0	0	0.00	0	2	1	3	1	18
16.	RATH Marius	NOR	37	LW	5	5	0	0	0	0	0	0.00	0	2	0	2	1	5
16.	CIRCELLI Anthony	ITA	25	RD	5	5	0	0	0	0	0	0.00	0	2	0	2	2	39
16.	WOLANIN Craig	USA	2	LD	5	5	0	0	0	0	0	0.00	0	2	0	2	-1	15
16.	BEERS Bob	USA	3	RD	5	5	0	0	0	0	0	0.00	0	2	0	2	0	18
16.	ÖRNSKOG Stefan	SWE	15	CE	5	5	0	0	0	0	0	0.00	0	1	1	2	0	5
16.	KADLEC Drahomir	CZE	5	RD	5	5	0	0	0	0	0	0.00	0	1	1	2	0	4
16.	LEMARQUE Eric	FRA	18	LW	5	5	0	0	0	0	0	0.00	0	1	1	2	-3	9
16.	KASTAK Kamil	CZE	12	LW	5	5	0	0	0	0	0	0.00	0	1	1	2	-4	10
16.	JANECKY Otakar	CZE	20	RW	5	5	0	0	0	0	0	0.00	0	0	2	2	0	5
16.	KNUTSEN Espen	NOR	41	CE	5	5	0	0	0	0	0	0.00	0	2	0	2	-5	21

Gestetner

Goalkeepers

Including Game No.:29

R	Family & Surname	Team	No	GP	PI	MIP	MIP%	SOG	GA	SVS	SVS%	GAA	GKC	PIM	AVG	2	5	10	GWP	SHOA	SO
1.	SHTALENKOV Mikhail	RUS	1	5	5	236.88	79.16	102	2	100	98.04	.51	1.00	0	0.00	0	0	0	0	1	2
2.	NORDSTRÖM Roger	SWE	30	5	3	180.00	60.00	53	3	50	94.34	1.00	5.66	0	0.00	0	0	0	0	1	1
3.	RANFORD Bill	CAN	30	5	3	180.00	60.00	77	4	73	94.81	1.33	6.80	0	0.00	0	0	0	0	3	0
4.	FISET Stephane	CAN	31	5	2	120.00	40.00	48	3	45	93.75	1.50	9.37	0	0.00	0	0	0	0	0	0
5.	ROSATI Michael	ITA	34	5	3	180.00	60.00	99	7	92	92.93	2.33	16.47	0	0.00	0	0	0	0	3	0
6.	PUSCHACHER Michael	AUT	23	4	3	177.73	74.26	110	8	102	92.73	2.69	19.55	0	0.00	0	0	0	0	1	0
7.	TUREK Roman	CZE	2	5	2	120.00	40.00	37	4	33	89.19	2.00	21.62	0	0.00	0	0	0	0	0	0
8.	MYLLYS Jarmo	FIN	35	5	4	240.00	80.00	103	10	93	90.29	2.50	24.27	2	.50	1	0	0	0	4	0
9.	HEBERT Guy	USA	1	5	4	220.00	73.33	119	11	108	90.76	3.00	27.72	0	0.00	0	0	0	0	2	0
10.	HEISS Joseph	GER	30	5	3	179.20	59.78	61	8	53	86.89	2.68	35.13	0	0.00	0	0	0	0	2	0
11.	MERK Klaus	GER	27	5	2	120.00	40.00	48	6	42	87.50	3.00	37.50	0	0.00	0	0	0	0	2	1
12.	DELFINO David	ITA	33	5	2	120.00	40.00	75	8	67	89.33	4.00	42.68	0	0.00	0	0	0	0	3	0
13.	YLÖNEN Petri	FRA	29	5	5	263.50	87.94	159	18	141	88.68	4.09	46.29	0	0.00	0	0	0	0	5	0
14.	MARTHINSEN Jim	NOR	30	5	4	229.28	76.49	134	16	118	88.06	4.18	48.90	0	0.00	0	0	0	0	5	0
15.	SALO Tommy	SWE	35	5	2	120.00	40.00	56	8	48	85.71	4.00	57.16	0	0.00	0	0	0	0	0	0
16.	BRIZA Petr	CZE	1	5	3	180.00	60.00	83	13	70	84.34	4.33	67.80	0	0.00	0	0	0	0	2	0
17.	MCKAY Martin	GBR	30	4	3	117.12	48.83	60	14	46	76.67	7.17	167.27	2	.67	1	0	0	0	4	0
	SHIRGAZIEV Albert	RUS	30	5	2	22.32	7.51	6	0	6	100.00	0.00	0.00	0	0.00	0	0	0	0	0	2
	TAMMI Jukka	FIN	30	5	1	60.00	20.00	20	1	19	95.00	1.00	5.00	0	0.00	0	0	0	0	1	0
	SCHISTAD Robert	NOR	1	5	2	70.32	23.51	32	5	27	84.38	4.25	66.38	0	0.00	0	0	0	0	3	0
	SUTTNIG Michael	AUT	1	4	1	60.00	25.00	39	6	33	84.62	6.00	92.28	0	0.00	0	0	0	0	0	0
	KUNTAR Les	USA	30	5	2	80.00	26.67	49	8	41	83.67	6.00	97.98	0	0.00	0	0	0	0	1	0
	IVANNIKOV Valeri	RUS	20	5	2	39.32	13.18	19	4	15	78.95	6.07	127.77	0	0.00	0	0	0	0	1	0
	MCCRONE John	GBR	1	4	2	82.48	34.50	64	14	50	78.13	10.14	221.76	0	0.00	0	0	0	0	3	0
	VALLIERE Michel	FRA	31	5	1	36.10	12.06	17	6	11	64.71	9.95	351.13	0	0.00	0	0	0	0	0	0
	HANSON Moray	GBR	29	4	1	40.00	16.67	15	6	9	60.00	9.00	360.00	0	0.00	0	0	0	0	2	0

SELIGER Marc	GER	40	5	
CAMPESE Bruno	ITA	30	5	
DALPIAZ Claus	AUT	31	4	
LITTMAN David	USA	29	5	
KUIVALAINEN Pasi	FIN	1	5	
LHENRY Fabrice	FRA	30	5	
ALLMAN Steve	NOR	35	5	
BIEGL Radek	CZE	30	5	
HEDBERG Johan	SWE	1	5	

Gestetner

Top Scorers

Including Game No.:29

R	Family & Surname	Team	No	Po	GP	PI	G	A1	A2	PTS	S	SG%	SBG	SBP	SPG	PPG	SHG	GWG	GTG	PIM	AVG	2	5	10	GMP	GAP	POP	NEP	+/-	FO+	FO-	FO%	DAC
1.	KAMENSKY Valeri	RUS	13	RW	5	5	5	4	1	10	32	15.63	13	6	8	1	0	0	0	12	2.40	1	0	1	0	0	14	1	13	1	4	20.00	17
2.	FEDULOV Igor	RUS	11	LW	5	5	4	3	2	9	19	21.05	11	2	2	2	0	0	0	4	.80	2	0	0	0	0	12	0	12	40	34	54.05	16
3.	KOIVU Saku	FIN	11	CE	5	5	4	2	2	8	18	22.22	9	3	2	1	0	0	0	4	.80	2	0	0	0	0	13	4	9	39	39	50.00	5
4.	KURRI Jari	FIN	17	RW	5	5	3	4	1	8	19	15.79	9	1	6	0	0	2	0	0	0.00	0	0	0	0	0	10	2	8	1	2	33.33	15
5.	KARIYA Paul	CAN	27	LW	5	5	3	4	1	8	10	30.00	3	1	3	0	0	0	0	2	.40	1	0	0	0	0	10	2	8	0	0	0.00	9
6.	SUNDIN Mats	SWE	13	RW	5	5	4	3	0	7	22	18.18	13	3	2	1	0	0	0	2	.40	1	0	0	0	0	9	4	5	9	6	60.00	7
7.	KOVALENKO Andrei	RUS	26	LW	5	5	2	2	3	7	21	9.52	10	4	5	1	0	1	0	2	.40	1	0	0	0	0	13	2	11	8	10	44.44	16
8.	HANSSON Roger	SWE	11	LW	5	5	3	3	0	6	24	12.50	14	6	1	0	0	2	0	4	.80	2	0	0	0	1	10	4	6	0	0	0.00	4
9.	ORLANDO Gaetano	ITA	17	CE	5	5	3	3	0	6	12	25.00	8	1	0	0	0	1	0	6	1.20	3	0	0	0	0	8	3	5	58	45	56.31	25
10.	BERGQVIST Jonas	SWE	18	LW	5	5	2	2	2	6	18	11.11	10	3	3	0	1	0	0	2	.40	1	0	0	0	0	9	2	7	1	4	20.00	5
11.	LINDSAY Bill	USA	21	LW	5	5	4	1	0	5	14	28.57	6	3	1	2	0	1	0	2	.40	1	0	0	0	1	8	4	4	2	1	66.67	4
12.	SAKIC Joe	CAN	19	CE	5	5	4	1	0	5	15	26.67	6	3	2	2	0	1	0	0	0.00	0	0	0	0	0	7	3	4	35	23	60.34	13
13.	SWEENEY Tim	USA	12	LW	5	5	3	2	0	5	14	21.43	7	1	3	1	0	1	0	0	0.00	0	0	0	0	0	8	10	-2	17	26	39.53	1
14.	LEHTINEN Jere	FIN	20	RW	5	5	2	3	0	5	20	10.00	14	1	3	0	0	0	0	0	0.00	0	0	0	0	0	12	4	8	0	2	0.00	12
15.	HELMINEN Raimo	FIN	14	CE	5	5	1	1	3	5	5	20.00	4	0	0	1	0	0	0	0	0.00	0	0	0	0	0	11	3	8	50	33	60.24	13
16.	JANNEY Craig	USA	15	CE	5	4	0	3	2	5	3	0.00	1	1	1	0	0	0	0	0	0.00	0	0	0	0	0	7	8	-1	42	30	58.33	4
17.	SVENSSON Magnus	SWE	8	LD	5	5	4	0	0	4	27	14.81	14	7	2	3	0	0	0	6	1.20	3	0	0	0	0	9	4	5	0	0	0.00	22
18.	KAPANEN Sami	FIN	24	LW	5	5	3	1	0	4	18	16.67	9	3	3	0	0	1	0	0	0.00	0	0	0	0	0	9	3	6	0	2	0.00	12
19.	SANDERSON Geoff	CAN	8	CE	5	5	3	1	0	4	21	14.29	12	3	3	0	0	1	0	6	1.20	3	0	0	0	0	6	2	4	1	1	50.00	15
20.	SHANAHAN Brendan	CAN	14	LW	5	3	3	1	0	4	19	15.79	10	4	2	1	0	1	0	4	1.33	2	0	0	0	0	6	3	3	8	5	61.54	7
21.	PODEIN Shjon	USA	13	LW	5	5	3	1	0	4	8	37.50	4	0	1	0	0	0	0	8	1.60	4	0	0	0	0	7	5	2	7	11	38.89	11
22.	ZEMLICKA Richard	CZE	13	LW	5	5	3	0	1	4	16	18.75	8	2	3	0	0	0	0	4	.80	2	0	0	0	0	5	4	1	0	3	0.00	5
23.	BJAKIN Ilja	RUS	6	LD	5	5	2	2	0	4	20	10.00	10	4	4	0	1	2	0	2	.40	1	0	0	0	0	9	3	6	0	0	0.00	16
24.	RUCINSKY Martin	CZE	24	LW	5	5	2	2	0	4	23	8.70	17	1	3	1	0	0	0	6	1.20	3	0	0	0	2	7	3	4	1	2	33.33	13
25.	BERGLUND Charles	SWE	22	CE	5	5	2	2	0	4	10	20.00	4	0	4	0	0	0	0	2	.40	1	0	0	0	0	7	4	3	42	35	54.55	8
26.	PAVLU Martin	ITA	28	RW	5	5	1	3	0	4	11	9.09	4	4	2	0	0	0	0	0	0.00	0	0	0	0	0	4	5	-1	1	2	33.33	27
27.	ARNOTT Jason	CAN	7	CE	5	5	0	3	1	4	19	0.00	12	5	2	0	0	0	0	6	1.20	3	0	0	0	0	10	2	8	43	36	54.43	22
28.	WEIGHT Doug	USA	9	CE	5	5	0	4	0	4	9	0.00	7	1	1	0	0	0	0	14	2.80	7	0	0	0	1	6	4	2	42	35	54.55	7
29.	BURE Valeri	RUS	23	LW	5	5	3	0	0	3	21	14.29	12	2	4	1	0	0	0	2	.40	1	0	0	0	0	9	0	9	0	1	0.00	8
30.	PELTONEN Ville	FIN	16	LW	5	5	3	0	0	3	15	20.00	6	4	2	0	0	0	0	4	.80	2	0	0	0	0	11	3	8	1	5	16.67	6
31.	TOPATIGH Lucio	ITA	27	RW	5	5	3	0	0	3	16	18.75	4	1	8	1	0	1	0	6	1.20	3	0	0	0	0	7	1	6	0	0	0.00	18
32.	FIGLIUZZI Stefan	ITA	91	CE	5	5	3	0	0	3	8	37.50	3	0	2	0	0	1	0	10	2.00	5	0	0	0	2	4	3	1	40	34	54.05	29
33.	KUCERA Jiri	CZE	14	CE	5	5	3	0	0	3	11	27.27	4	1	3	2	0	1	0	0	0.00	0	0	0	0	0	4	3	1	44	58	43.14	6
34.	KÖPF Ernst	GER	33	RW	5	5	3	0	0	3	24	12.50	12	2	7	2	0	0	0	0	0.00	0	0	0	0	0	5	4	1	0	0	0.00	16
35.	KIPRUSOFF Marko	FIN	2	LD	5	5	2	1	0	3	20	10.00	10	5	3	1	0	0	0	0	0.00	0	0	0	0	0	13	2	11	0	0	0.00	12
36.	JUTILA Timo	FIN	5	RD	5	5	2	1	0	3	17	11.76	9	4	2	0	1	0	0	2	.40	1	0	0	0	1	8	2	6	1	0	100.00	33
37.	RICCI Mike	CAN	10	CE	5	5	2	1	0	3	8	25.00	4	1	1	0	0	0	0	4	.80	2	0	0	0	0	6	1	5	55	27	67.07	16
38.	BRIND'AMOUR Rod	CAN	17	CE	5	5	2	0	1	3	11	18.18	6	2	1	1	0	0	0	2	.40	1	0	0	0	0	6	1	5	39	27	59.09	30
39.	BEREZIN Sergei	RUS	29	RW	5	5	2	1	0	3	28	7.14	18	5	3	1	0	0	0	2	.40	1	0	0	0	0	7	2	5	1	2	33.33	17
40.	EMERSON Nelson	CAN	18	CE	5	5	2	1	0	3	12	16.67	5	1	4	1	0	1	0	0	0.00	0	0	0	0	0	4	1	3	2	3	40.00	12
41.	DOLEZAL Jiri	CZE	26	LW	5	5	2	1	0	3	13	15.38	7	3	1	0	0	0	0	0	0.00	0	0	0	0	0	5	4	1	0	1	0.00	18
42.	CONWAY Kevin	GBR	17	RW	4	4	2	1	0	3	11	18.18	6	3	0	0	0	0	0	6	1.50	3	0	0	0	1	4	4	0	0	1	0.00	11
43.	BERALDO Paulo	ITA	8	RW	5	5	2	0	1	3	15	13.33	8	3	2	1	0	0	0	6	1.20	3	0	0	0	0	4	9	-5	4	0	100.00	21
44.	YUSKEVICH Dmitri	RUS	2	RD	5	5	1	1	1	3	15	6.67	7	3	4	0	0	0	0	12	2.40	6	0	0	0	0	10	2	8	0	0	0.00	37
45.	SMIRNOV Alexander	RUS	5	LD	5	5	1	1	1	3	12	8.33	4	5	2	0	0	0	0	4	.80	2	0	0	0	1	8	1	7	0	0	0.00	10
46.	RACINE Yves	CAN	33	LD	5	5	1	2	0	3	16	6.25	6	7	2	1	0	0	0	6	1.20	3	0	0	0	0	7	1	6	0	0	0.00	23
47.	ZARRILLO Bruno	ITA	16	LW	5	5	1	2	0	3	15	6.67	5	2	7	1	0	0	0	2	.40	1	0	0	0	1	8	3	5	2	0	100.00	25
48.	MÄKELÄ Mikko	FIN	42	RW	5	5	1	2	0	3	12	8.33	8	2	1	0	0	0	0	6	1.20	3	0	0	0	0	6	1	5	3	0	100.00	7
49.	STRÖMBERG Mika	FIN	26	RD	5	5	1	1	1	3	10	10.00	4	3	2	0	0	1	0	9	1.80	2	1	0	0	0	8	5	3	0	0	0.00	43
50.	BERANEK Josef	CZE	29	CE	5	5	1	2	0	3	28	3.57	14	4	9	0	0	0	0	0	0.00	0	0	0	0	0	6	4	2	59	46	56.19	7

Gestetner

Penalty Distribution

Including Game 29

| Offence | Minute 1 | 2 | 3 | 4 | 5 | 6 | 7 | 8 | 9 | 10 | 11 | 12 | 13 | 14 | 15 | 16 | 17 | 18 | 19 | 20 | sum | 1 | 2 | 3 | 4 | 5 | 6 | 7 | 8 | 9 | 30 | 1 | 2 | 3 | 4 | 5 | 6 | 7 | 8 | 9 | 40 | sum | 1 | 2 | 3 | 4 | 5 | 6 | 7 | 8 | 9 | 50 | 1 | 2 | 3 | 4 | 5 | 6 | 7 | 8 | 9 | 60 | OT | sum |
|---|---|---

Penalties by Referees

Including Game 29

Game	ABUSE	ADJUST	AT-INJ	AT-KICK	ALTERC	BENCH	BOARD	BRO-ST	BUTT-E	CHARGE	CROSS	DANG-E	DELAY	DEL-INJ	DISPL-N	ELBOW	EXC-R	FAL-P	FIST	FO	GA-MISC	GR-MISC	HAND-P	HI-ST	HOLD	HOOK	ILL-EQ	ILL-ST	INTERF	INTER-SP	KICK	KNEE	L-PLB	L-PEB	MATCH	MISC	MOLEST	OBS-L	OTHER	PEN-S	PUCK-FR	PUCK-H	PUCK-ODT	REFUSE	ROUGH	SLASH	SPEAR	START-L	TOO-M	THRO-P	THRO-ST	TRIP	UNSPORT	Referee
SWE-NOR										2														1	1	1			3																							1		Moor
ITA-CAN											1					1								3	3	4			1																									Simonds/CAN
FIN-CZE																								1	1	2																					1					1		Danko, Anton
AUT-GER										3	1		1												6	1			2																	1	1							Grundström, J.
FRA-USA											1													1	2	1																											2		Galinovsky/RUS
GBR-RUS							1				1					1								6		4			2						1										6	2		1					Mäkelä, Seppo
CAN-AUT													1												5				1																	2	2		1					Rejthar
CZE-FRA										1															3	1			1																	2								Lichtnecker
GBR-GER											1														2	3			2																	2	1							Myrphy, D.
USA-NOR											1													1	2	1			4																	2	5							Stenico,R./ITA
RUS-ITA											1					1								2	5	9			2																		2							Rejthar, F.
SWE-FIN										1															3	3			1																	3								Galinovsky/RUS
CZE-USA							1			3	2													1	1	2																1					2							Moor,R./SUI
CAN-GER							2				1													1	2	2			2																	1	3		1					Mäkelä, S.
FRA-SWE							1	1			2					1					1				2	1			1																	1	1							Stenico,R./ITA
AUT-RUS																								1	4				1																	1	2							Murphy, D.
NOR-FIN						1					4													1	1	4																					2							Simonds,B./CAN
ITA-GBR							1			1	2		1			1								3	3	2			2																	3	1							Danko, A.
FRA-FIN											1													2	2	2			2						1											1							Moor,R./SUI
GER-RUS										1	1					1					1			2	2	3			2																	8	1							Danko, A.
CZE-NOR																									2	2			1																	1							Lichtnecker/GE
CAN-GBR																									5	4																					2							Rejthar, F.
USA-SWE																								2	4	2									1											1		1					Simmonds,B./CA
ITA-AUT											1													1	1	4																					2						1	Mäkelä, S.
NOR-FRA																									3	3			1																	4							Galinovsky/RUS
ITA-GER							1																	1	4				1																	1						1	Murphy, D.
USA-FIN											1		1			1	2								1	4			2																	1	1							Lichtnecker/GE
RUS-CAN										1	1														6	2			2						1																		Grundström, J.
SWE-CZE											3													2	1	2																					1							Simmonds,B./GB

Gestetner

Penalty Statistics (Caused by / against)

Including Game 29

Offence	Caused by CAN	SWE	RUS	FIN	GER	USA	CZE	AUT	FRA	ITA	NOR	GBR	Caused against CAN	SWE	RUS	FIN	GER	USA	CZE	AUT	FRA	ITA	NOR	GBR	Sum
ABUSE																									
ADJUST																									
AT-INJ																									
AT-KICK																									
ALTERC																									
BENCH				1																			1		1
BOARD	2					1			1	1		2		1	1		3		1			1			7
BRO-ST									1					1											1
BUTT-E																									
CHARGE	1	2	1	1		2	1	3	1	1				1	1		4	1	3				2	1	13
CROSS	3	4	1	3	2	2	2	1	2	3	2	1		1	3	3	2	3	3	1	2	2	3	3	26
DANG-E																									
DELAY				1				2				1	1				1	1				1			4
DEL-INJ																									
DISPL-N																									
ELBOW			3			1			1	1		1	1	1		1	1					2		1	7
EXC-R				1		1										1		1							2
FAL-P																									
FIST																									
FO																									
GA-MISC		1			1										1						1				2
GR-MISC																									
HAND-P																									
HI-ST	2	3	7	4	2	1	2		1	4	1	5	2	2	4		2	4	2	2	2	6	2	4	32
HOLD	5	5	8	5	6	3	4	12	6	10	6	7	16	6	9	3	10	7	4	4	6	6	3	3	77
HOOK	5	3	9	6	1	5	3	2	6	12	8	9	7	6	9	9	8	5	6	3	2	7	3	4	69
ILL-EQ																									
ILL-ST																									
INTERF	2	2	5	2	6	3	1		4	4	4	3	4	3	4	3	3	3	1	4	1	2	5	3	36
INTER-SP																									
KICK																									
KNEE																									
L-PLB																									
L-PEB																									
MATCH																									
MISC		1	2						1				1			1		1					1		4
MOLEST																									
OBS-L																									
OTHER																									
PEN-S																									
PUCK-FR																									
PUCK-H						1													1						1
PUCK-OUT																									
REFUSE																									
ROUGH	4	2	5	3	5	8	1	3	6	2	5	5	1	4	6	4	7	2	4	2	7	4	4	4	49
SLASH	3		4	2		7	1	2	2	1	1	3	1	1	3	1	5	3	2		2	3	4	1	26
SPEAR		1																1							1
START-L																									
TOO-M					1	1						1	1		1						1				3
THRO-P																									
THRO-ST																									
TRIP	2	2	3	1	4	3	3	2	2	2	2	1	3	4	2	2	3	1	2	4	1		3	2	27
UNSPORT					1					1										1		1			2
Sum	29	26	48	30	29	39	18	27	34	42	29	39	38	31	44	28	49	33	29	21	25	35	30	27	390

Gestetner

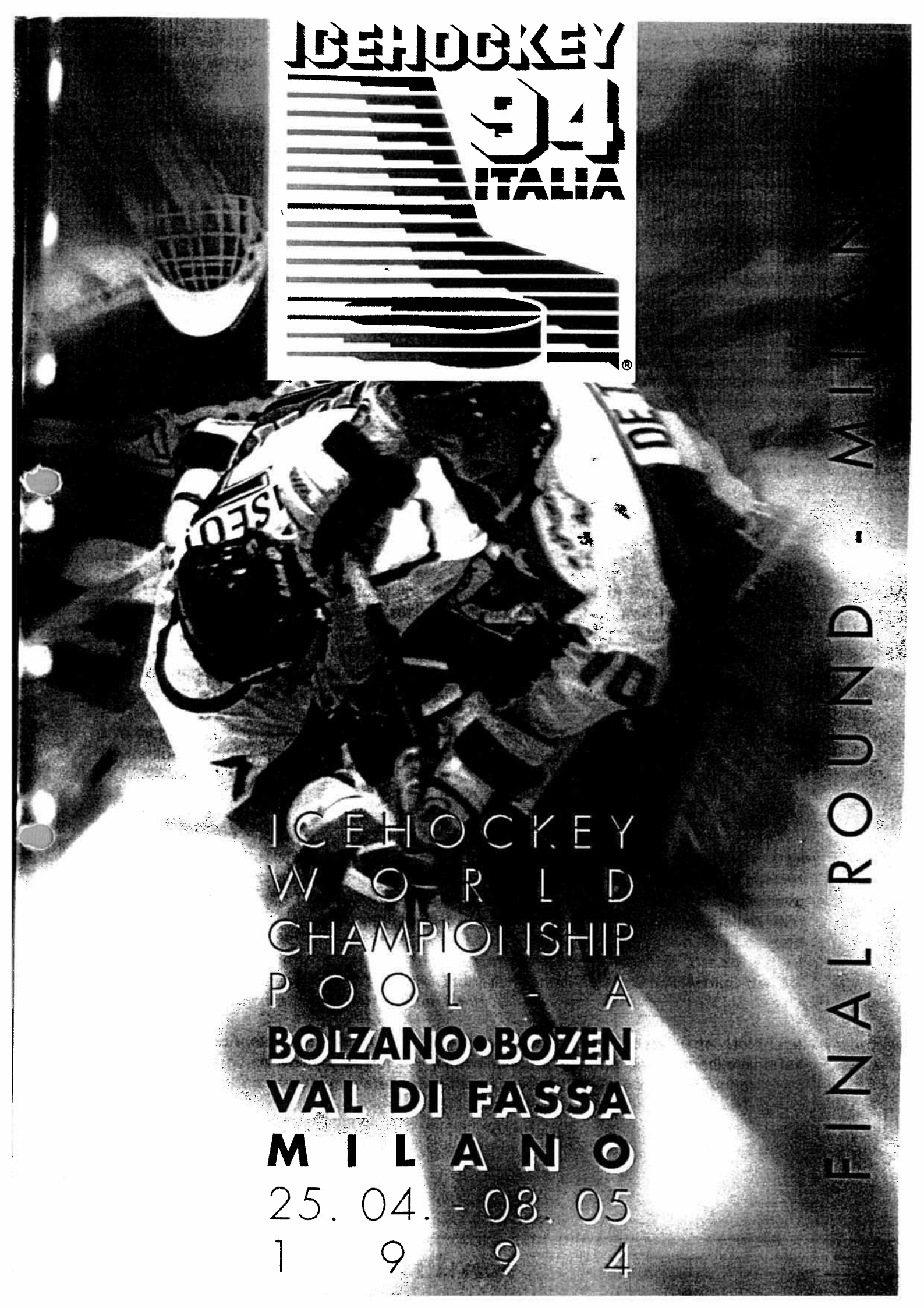
ICEHOCKEY
94
ITALIA
ICEHOCKEY
WORLD
CHAMPIONSHIP
POOL - A
BOLZANO•BOZEN
VAL DI FASSA
MILANO
25. 04. - 08. 05
1 9 9 4
FINAL ROUND - MILANO

PREFAZIONE

I Campionati Mondiali di Hockey su Ghiaccio 1994 di Bolzano, Val di Fassa e Milano si sono conclusi. Il Comitato Organizzatore Centrale ed i tre Comitati Locali desiderano ringraziare tutti coloro i quali hanno contribuito alla perfetta riuscita della Manifestazione. Un caloroso ringraziamento va, in primo luogo, alle dodici squadre ed ai rispettivi staff tecnici, agli arbitri, agli sponsors ed i rappresentanti dei mass-media, provenienti da oltre 20 paesi. Si ringraziano inoltre le ditte Gestetner e Laura Lorenzon di Bolzano, che hanno reso possibile l´intera stesura di questo annuario statistico della 58^ edizione dei Campionati del Mondo.

Questa documentazione, pietra miliare nel suo genere, speriamo possa offrire a tutti gli interessati un mezzo per promuovere l´hockey su ghiaccio a livello mondiale.

PREFACE

The Ice Hockey World Championship 1994 in Bolzano, Val di Fassa and Milan has come to an end. The Central Organizing Committee and the three Local Committees would like to thank all those who have contribuited to the success of this great sports event, particularly the teams, referees, officials, sponsors amd media representatives. A special thank goes to the companies Gestetner and Laura Lorenzon (Bolzano), which allowed us to produce the final sport statistics immediately after the games´end.

We hope that this complete documentation we have been able to provide all those interested in Ice Hockey with a milestone in the worldwide development of this sport.

VORWORT

Die Eishockeyweltmeisterschaft 1994 in Bozen, Fassatal und Mailand ist zu Ende. Das zentrale Organisationskomitee und die drei lokalen Organisationskomitees bedanken sich bei allen, die zum hervorragenden Gelingen dieser Spiele ihren Beitrag geleistet haben, besonders den zwölf Mannschaften, den Schiedsrichtern, den Offiziellen, den Sponsoren und den Medienvertretern aus mehr als zwei Dutzend Ländern. Ein Lob geht außerdem an die Firma Gestetner und Laura Lorenzon (Bozen), denen es zu verdanken ist, daß dieser Sport-Statistik Endbericht unmittelbar zum Abschluß der 58. Weltmeisterschaft herausgegeben werden kann.

Mit dieser Sportdokumentation wird allen Interessierten eine detaillierte Unterlage überreicht, die einen Meilenstein in der weltweiten Entwicklung des Eishockeysportes darstellt. Mit großem Vergnügen stellen wir Ihnen diese Statistiken zur Verfügung.

IIHF DIRETTORATO - IIHF DIREKTORAT - IIHF DIRECTORATE

Dr. Günther Sabetzki	Presidente - President - Präsident
Ing. Miroslav Subrt	Vice Presidente - Vice President - Vizepräsident
Gordon Renwick	Vice Presidente - Vice President - Vizepräsident
Kai Hietarinta	Tesoriere - Treasury - Schatzmeister
Shoichi Tomita	
György Pasztor	
Walter Bush	
Dr. Hans Dobida	
Rene´ Fasel	
Yuri Korolev	
Dr. Paul Seeber	
Dr. Manfred v. Call	
Ion Haukeland	
Christer Englund	
Art Berglund	
John Fisher	
Fritz Brechenmacher	
Patrick Francheterre	
Juha Pekka Vourinen	

Jan-Ake Edvinsson	Segretario Generale - Secretary General - Generalsekretär
Roman Neumayer	Direttore Tecnico - Technical Director - Technischer Direktor
Karin Pietsche	Segretaria - Secretary - Sekretärin
Johanna May	Segretaria - Secretary - Sekretärin

Gestetner

REFEREES COMMITTE - FINAL ROUND

Rene Fasel
Josef Kompalla
Valentin Kozin
Bob Nadin
Dag Olsson

REFEREES - FINAL ROUND

Anton Danko, SVK
Jörgen Grundström, SWE
Seppo Mäkelä, FIN
Dan Murphy, USA
Frantisek Rejthar,CZE
Bob Simonds, CAN

LINESMEN - FINAL ROUND

Gerry Burt, USA
Jon Elvy, USA
Thomas Gasser,ITA
Sergej Karabanov, RUS
Fabrizio Lonardi,ITA
Chuck McTague, CAN
Patrick Norrman, SWE
Valery Nosov, RUS
Janne Rautavuori, FIN
Stefan Trainer, GER

Gestetner

IL COMITATO ORGANIZZATORE CENTRALE
THE CENTRAL ORGANIZING COMMITTEE

Presidente - President	Anton Seebacher
Vicepresidente - Vice President	Jakob Geier
Membro - Member	Ing. Roberto Bizzo
Membro - Member	Ing.Nilo Riva
Segretario Generale - Secretary General	Dott. Manfred Call
Vicesegretaria Generale - Vice Secretary General	Cornelia Ljundberg
Finanze - Financial	Dott. Rudi Rimbl
Marketing	Dott. Michael Atzwanger
Ufficio Stampa - Press Officer	Franz Sinn
	Dott. Paolo Ianieri
Trasporti/Coordinatore - Transport/Coordinator	Manfred Klotz
Assistenza legale - Legal Affairs	Dott. Gerhard Brandstätter
Sicurezza - Security	Renato Tessaro
Biglietteria - Ticketing	Francesca Felici
Sanita´/Antidoping - Medicin/Antidoping	Dott. Max Regele
Sport Tecnica - Sports and Technology	FISG
Promozione/Congresso - Promotion/Congress	Monika Gross
Amministrazione - Administration	Geraldine Coccagna

I COMITATI ORGANIZZATORI LOCALI
THE LOCAL ORGANIZING COMMITTEES

COL Bolzano:	Presidente - President	Ing.Roberto Bizzo
COL Val di Fassa:	Responsabile - Responsible	Andrea Weiss
COL Milano:	Responsabile - Responsible	Dott. Roberto Ghiretti

FISG
Sport Tecnica - Sports and Technology

Peter Baumgartner
Robert Gamper
Barbara Traspadini
Luciano Claut
Raffaele Lo Mele

Gestetner

INTERNATIONAL ICE HOCKEY FEDERATION

Tödistrasse 23, CH-8002 Zürich, Switzerland

Gen. Secr. Jan-Åke Edvinsson
Techn. Dir. Roman Neumayer
Telephone: (+41.1) 281 1430
Telefax: (+41.1) 281 1433

COUNCIL:

Dr.G. SABETZKI	President
M. SUBRT	Vice President
G. RENWICK	Vice President
K. HIETARINTA	Treasurer
W.BUSH	G. PASZTOR
H. DOBIDA	P. SEEBER
R. FASEL	S. TOMITA
Y. KOROLEV	

Information by the International Ice Hockey Federation

Player Bill Lindsay from Team USA failed the IIHF doping procedure on May 2, 1994 in game 27 (USA - Finland) at the World Championship in Canazei, Italy. According to the information received by the US team manager, the player Lindsay has been taking a multi vitamin supplement which is known as "SPARK" and can be purchased over the counter without a prescription in the United States. This supplement contained "ephedrine" which is a banned substance according to IIHF rules. The player, Lindsay, was not aware that "ephedrine" was in his vitamin supplement. He refused to undergo a test of the B sample and confirmed his offence. Lindsay can not play any more games in this tournament, and according to the IIHF By-Laws he is suspended until December 31, 1994.

As a consequence of the above case, the game result will be changed to:

USA - FINLAND 0 : 7

and the final standing of the Group B is as follows:

1.	Finland	5	4	1	0	29 : 9	9
2.	Sweden	5	3	1	1	22 : 11	7
3.	USA	5	3	0	2	19 : 19	6
4.	Czech Republic	5	1	2	2	15 : 17	4
5.	France	5	1	0	4	8 : 25	2
6.	Norway	5	0	2	3	9 : 21	2

Milano, May 4th, 1994

AFFILIATED MEMBERS - AUSTRALIA AUSTRIA AZERBAIJAN BELARUS BELGIUM BRAZIL BULGARIA CANADA CHINA CHINESE TAIPEI CROATIA CZECH REPUBLIC DENMARK DPR KOREA ESTONIA FINLAND FRANCE GERMANY GREATBRITAIN GREECE HONG KONG HUNGARY ICELAND INDIA ISRAEL ITALY JAPAN KAZAKHSTAN KOREA LATVIA LITHUANIA LUXEMBOURG MEXICO NETHERLANDS NEW ZEALAND NORWAY POLAND RUMANIA RUSSIA SLOVAKIA SLOVENIA SOUTH AFRICA SPAIN SWEDEN SWITZERLAND THAILAND TURKEY UKRAINE USA YUGOSLAVIA

MILANO

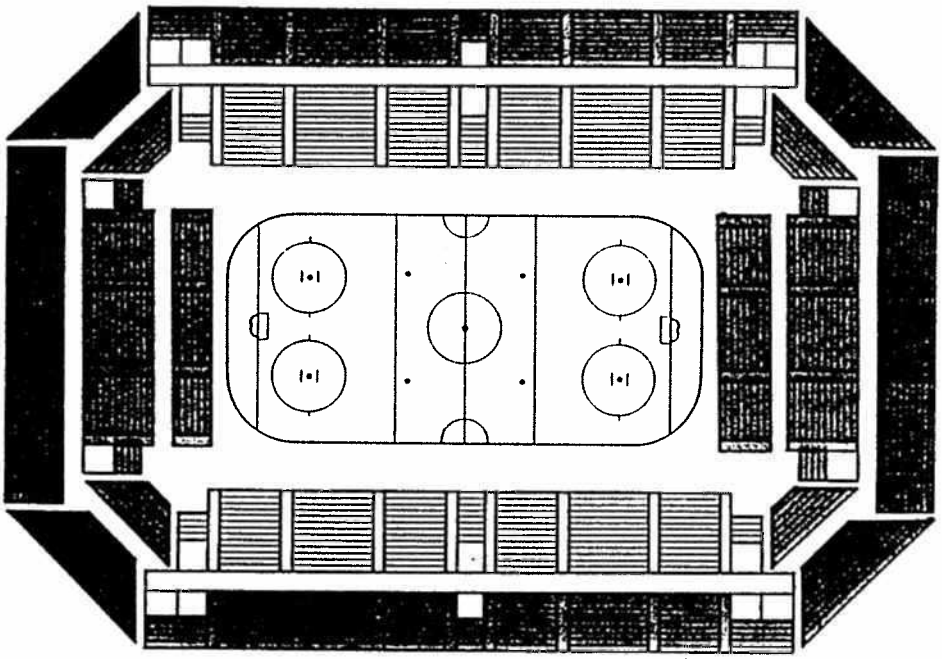

Girone finale – Finalrunde – Finalround

Date	Game Nr.	Time 16.00	Game Nr.	Time 20.00
04.05.	31	**A2 - B3**	32	**B2 - A3**
05.05.	33	**A1 - B4**	34	**B1 - A4**
07.05.	36	**W31 - W34**	37	**W32 - W33**
08.05.	38	**L36 - L37**	39	**W36 - W37**

BOLZANO - BOZEN

Date	Game Nr.	Time 16.00	Game Nr.	Time 20.00
06.05.			35	**A 6 - B 6**

Gestetner

BEST PLAYERS
FINAL ROUND - MILANO

4.5.	RUS	Valeri Kamensky
	USA	Guy Hebert
	SWE	Jörgen Jönsson
	ITA	Lucio Topatigh
5.5.	CAN	Paul Kariya
	CZE	Jaromir Jagr
	FIN	Christian Ruuttu
	AUT	Richard Nasheim
7.5.	FIN	Mikko Mäkelä
	USA	Scott Young
	SWE	Mats Sundin
	CAN	Luc Robitaille
8.5.	SWE	Magnus Svensson
	USA	Craig Janney
	FIN	Jarmo Myllys
	CAN	Bill Ranford

Team Registration of AUT

No	Family Name	Given Name	Pos	L/R	Birth	cm	kg	Club	Club Country	Checked
23	Puschacher	Michael	GK	L	15. 9.68	187	78	Klagenfurt	AUT	
31	Dalpiaz	Claus	GK	L	10.10.71	174	68	VEU Feldkirch	AUT	
1	Suttnig	Michael	GK	L	8.11.73	177	67	Klagenfurt	AUT	
32	Güntner	Michael	LD	L	3. 1.68	197	103	EC Graz	AUT	
47	Ulrich	Martin	LD	L	16.12.69	188	94	EC Graz	AUT	
6	Burton	James	LD	L	13.11.61	182	88	Klagenfurt	AUT	
14	Linder	Engelbert	LD	R	18. 7.62	186	80	Villacher SV	AUT	
30	Hohenberger	Herbert	LD	R	8. 2.69	180	88	Villcher SV	AUT	
29	Doyle	Robin	LW	R	10. 2.64	183	85	EC Graz	AUT	
24	Shea	Michael	LD	L	4. 6.61	183	90	VEU Feldkirch	AUT	
4	Strauss	Wolfgang	LD	L	14. 9.69	183	89	VEU Feldkirch	AUT	
8	Unterluggauer	Gerhard	LD	L	15. 8.76	175	78	Villacher SV	AUT	
26	Kerth	Werner	LW	L	7.12.66	174	81	EC Graz	AUT	
74	Kalt	Dieter	LW	R	26. 6.74	175	76	Klagenfurt	AUT	
7	Pusnik	Andreas	LW	R	7. 9.72	180	78	Klagenfurt	AUT	
20	Pilloni	Patrick	LW	L	21. 2.70	183	78	Klagenfurt	AUT	
13	Mühr	Manfred	LW	L	31. 5.67	175	82	Villacher SV	AUT	
22	Strong	Kenneth	LW	L	9. 5.63	180	83	Villacher SV	AUT	
17	Lanzinger	Günther	LW	R	4. 1.72	185	83	Villacher SV	AUT	
27	Kromp	Wolfgang	LW	L	17. 9.70	175	80	Villacher SV	AUT	
9	Rauchenwald	Gerald	LW	L	25.11.63	190	99	Villacher SV	AUT	
16	Nasheim	Richard	LW	R	15. 1.63	180	80	VEU Feldkirch	AUT	
12	Puschnik	Gerhard	LW	L	16.10.66	175	80	VEU Feldkirch	AUT	

Goalkeepers	3
Players	20

President:	DR.DOBIDA Hans
Manager:	DR.KALT Dieter
Doctor:	DR.ADAM Christian
Head Coach:	TYLER Ken
Coach:	KENNEDY Ron
Coach:	HARAND Kurt
Physiotherapist:	KUESCHNIG Marian
Equipment Manager:	WALDHAUSER Walter

Gestetner

Team Registration of CAN

No	Family Name	Given Name	Pos	L/R	Birth	cm	kg	Club	Club Country	Checked
19	Sakic	Joe	CE	L	7. 7.69	180	84	Quebec Nordiques	CAN	
25	Sydor	Darryl	LD	L	13. 5.72	183	94	Los Angeles Kings	USA	
8	Sanderson	Geoff	CE	L	1. 2.72	183	84	Hartford Whalers	USA	
20	Robitaille	Luc	LW	L	17. 2.66	185	86	Los Angeles Kings	USA	
22	Richardson	Luke	LD	L	26. 3.69	191	97	Edmonton Oilers	CAN	
10	Ricci	Mike	CE	L	27.10.71	183	86	Quebec Nordiques	CAN	
30	Ranford	Bill	GK	L	14.12.66	180	79	Edmonton Oilers	CAN	
33	Racine	Yves	LD	L	7. 2.69	183	92	Philadelphia Flyers	USA	
27	Kariya	Paul	LW	L	16.10.74	178	73	Univ. of Maine	CAN	
31	Fiset	Stephane	GK	L	17. 6.70	183	79	Quebec Nordiques	CAN	
18	Emerson	Nelson	CE	R	17. 8.67	180	82	Winnipeg Jets	CAN	
2	Dollas	Bobby	LD	L	31. 1.65	188	96	Anaheim Mighty Ducks	CAN	
9	Corson	Shayne	RW	L	13. 8.66	188	93	Edmonton Oilers	CAN	
11	Buchberger	Kelly	RW	L	2.12.66	185	91	Edmonton Oilers	CAN	
17	Brind'Amour	Rod	CE	L	9. 8.70	185	92	Philadelphia Flyers	USA	
4	Blake	Rob	LD	R	10.12.69	191	97	Los Angeles Kings	USA	
3	Bergevin	Marc	LD	L	11. 8.65	183	84	Tampa Bay Lightnings	USA	
7	Arnott	Jason	CE	R	11.10.74	191	94	Edmonton Oilers	CAN	
16	Verbeek	Pat	RW	R	24. 5.64	175	86	Hartford Whalers	USA	
14	Shanahan	Brendan	LW	R	23. 1.69	180	92	St. Louis Blues	USA	28.04.94 15:00
28	Duchesne	Steve	RD	L	30. 6.65	176	90	St. Louis Blues	USA	28.04.94 15:00
23	Thomas	Steve	RW	L	15. 7.63	176	85	New York Islanders	USA	28.04.94 15:00

Goalkeepers	2
Players	20

President:	ROBINSON Ron
Manager:	SATHER Glen
Head Coach:	KINGSTON George
Coach:	RENNEY Tom
Coach:	MURDOCK Bob
Coach:	DUBE Dany
Doctor:	DR.BULL Chuck
Physiotherapist:	ROUTLEDGE Gord

Gestetner

Team Registration of CZE

No	Family Name	Given Name	Pos	L/R	Birth	cm	kg	Club	Club Country	Checked
1	Briza	Petr	GK	L	9.12.64	184	80	EV Landshut	GER	
2	Turek	Roman	GK	R	21. 5.70	191	93	HC C. Budejovice	CZE	
4	Holan	Milos	LD	L	22. 4.71	181	83	HC Vit. Ostrava	CZE	
5	Kadlec	Drahomir	RD	R	29.11.65	181	85	ESV Kaufbeuren	GER	
6	Scerban	Bedrich	RD	R	31. 5.64	172	80	Brynäs IF	SWE	
7	Hamrlik	Roman	LD	L	12. 4.74	190	92	Tampa Bay Lightn.	USA	
8	Kucera	Frantisek	RD	L	3. 2.68	188	95	Hartford Whalers	USA	
27	Meciar	Stanislav	RD	R	14.10.63	182	83	HC Pardubice	CZE	
12	Kastak	Kamil	LW	L	8. 5.66	175	77	HC Litvinov	CZE	
13	Zemlicka	Richard	LW	L	13. 4.64	185	86	Eisbären Berlin	GER	
14	Kucera	Jiri	CE	L	28. 3.66	181	81	Tappara Tampere	FIN	
16	Dopita	Jiri	CE	L	2.12.68	191	93	HC Olomouc	CZE	
17	Srsen	Tomas	RW	L	25. 8.66	183	86	Rögle BK Ängelh.	SWE	
20	Janecky	Otakar	RW	L	26.12.60	181	85	Jokkerit Helsinki	FIN	
23	Horak	Roman	CE	L	24. 9.69	182	85	HC C. Budejovice	CZE	
24	Rucinsky	Martin	LW	L	11. 3.71	185	90	Quebec Nordiques	CAN	
26	Dolezal	Jiri	LW	R	22. 9.63	175	84	EHC Nürnberg	GER	
29	Beranek	Josef	CE	L	25.10.69	189	89	Philadelphia Fl.	USA	
3	Tejkl	Petr	RD	L	18. 4.66	185	85	HC Olomouc	CZE	28.04.94 14:00
30	Biegl	Radek	GK	R	13. 5.69	178	70	HC Pardubice	CZE	28.04.94 14:00
11	Straka	Martin	CE	L	3. 9.72	174	85	Pittsburgh Peng.	USA	30.04.94 9:55
21	Jagr	Jaromir	RW	L	15. 2.72	190	96	Pittsburgh Peng.	USA	30.04.94 9:55
22	Musil	Frantisek	RW	L	17.12.64	0	0	Calgary Flames	CAN	2.05.94 17:40

Goalkeepers	3
Players	20

Manager:	POUZAR Jaroslav
Manager:	CERNIK Frantisek
Head Coach:	ING.HLINKA Ivan
Coach:	NEVESELY Stanislav
Doctor:	MUDR.KACER Petr
Equipment Manager:	MAULE Jaroslav

Gestetner

Team Registration of FIN

No	Family Name	Given Name	Pos	L/R	Birth	cm	kg	Club	Club Country	Checked
20	Lehtinen	Jere	RW	R	24. 6.73	182	85	TPS Turku	FIN	
16	Peltonen	Ville	LW	L	24. 5.73	180	80	IFK Helsinki	FIN	
30	Tammi	Jukka	GK	L	10. 4.62	180	77	Ilves Tampere	FIN	
1	Kuivalainen	Pasi	GK	L	15. 7.72	180	73	KalPa Kuopio	FIN	
15	Alatalo	Mika	LW	L	11. 6.71	182	86	Lukko Rauma	FIN	
4	Hämäläinen	Erik	RD	L	20. 4.65	188	92	Jokerit Helsinki	FIN	
24	Kapanen	Sami	LW	L	14. 6.73	176	76	KalPa Kuopio	FIN	
42	Mäkelä	Mikko	RW	L	28. 2.65	186	88	Malmö IF	SWE	
5	Jutila	Timo	RD	L	24.12.63	176	85	Tappara Tampere	FIN	
35	Myllys	Jarmo	GK	L	29. 5.65	174	76	Lukko Rauma	FIN	
26	Strömberg	Mika	RD	L	28. 2.70	182	83	Jokerit Helsinki	FIN	
8	Ojanen	Janne	CE	L	9. 4.68	189	90	Tappara Tampere	FIN	
12	Laukkanen	Janne	LD	L	19. 3.70	184	82	HPK Hämeenlinna	FIN	
40	Nieminen	Mika	CE	R	1. 1.66	185	94	Lulea HF	SWE	
13	Palo	Marko	RW	R	26. 9.67	180	88	HPK Hämeenlinna	FIN	
14	Helminen	Raimo	CE	L	11. 3.64	183	85	Malmö IF	SWE	
2	Kiprusoff	Marko	LD	R	6. 6.72	183	83	TPS Turku	FIN	
23	Virta	Hannu	RD	L	22. 3.63	181	82	TPS Turku	FIN	
17	Kurri	Jari	RW	R	18. 5.60	183	89	Los Angeles Kings	USA	
11	Koivu	Saku	CE	L	23.11.74	177	75	TPS Turku	FIN	
9	Keskinen	Esa	CE	R	3. 2.65	176	88	TPS Turku	FIN	94.04.27 10:52
7	Immonen	Waltteri	LD	L	3. 4.67	175	70	Jokerit Helsinki	FIN	2.05.94 13:45
22	Ruuttu	Christian	CE	L	20. 2.64	183	90	Chicago Bl. Hawks	USA	2.05.94 13:45

Goalkeepers 3
Players 20

Manager: RIIHIRANTA Heikki
Head Coach: LINDSTRÖM Curt
Coach: ARAVIRTA Hannu
Coach: NOKELAINEN Esko
Doctor: IKONEN Juhani
Physiotherapist: RAUTIAINEN Jari
Equipment Manager: MÄKIPÄÄ Tommi
Press Manager: SUIKKI Reijo

Gestetner

Team Registration of ITA

No	Family Name	Given Name	Pos	L/R	Birth	cm	kg	Club	Club Country	Checked
29	Bartolone	Christ.-Paul	RD		24. 1.70	178	70	SG Saima Milano	ITA	
8	Beraldo	Paulo	RW	R	5.10.67	190	91	AC Milan Hockey Milano	ITA	
19	Brugnoli	Patrick	CE	L	12. 4.70	175	75	HC Gardena	ITA	
30	Campese	Bruno	GK	R	3. 8.63	177	80	AC Milan Hockey Milano	ITA	
24	Chitarroni	Mario	CE	L	11. 6.67	175	75	AC Milan Hockey Milano	ITA	
25	Circelli	Anthony	RD	R	18.11.61	178	84	AC Milan Hockey Milano	ITA	
20	Comploi	Georg	RD	R	9.11.68	190	97	SG Saima Milano	ITA	
47	Da Corte	Luigi	LD	L	10. 6.73	178	77	Varese HC	ITA	
37	De Angelis	Michael	LD	L	27. 1.66	180	87	AC Milan Hockey Milano	ITA	
3	De Gaetano	Philip	RD	R	9. 8.63	185	93	SG Saima Milano	ITA	
33	Delfino	David	GK	L	29.12.65	172	72	HC Alleghe	ITA	
10	De Toni	Lino	LW	L	18.10.72	178	74	HC Alleghe	ITA	
91	Figliuzzi	Stefan	CE	R	23. 7.68	177	83	Varese HC	ITA	
9	Iovio	Emilio	LW	L	9. 3.62	181	81	AC Milan Hockey Milano	ITA	
23	Marchetti	Giovanni	LD	L	12. 2.68	178	80	HC Fassa	ITA	
4	Oberrauch	Robert	LD	L	6.11.65	188	93	HC Bolzano	ITA	
17	Orlando	Gaetano	CE	R	18.11.62	175	83	AC Milan Hockey Milano	ITA	
28	Pavlu	Martin	RW	L	8. 7.62	188	85	HC Bolzano	ITA	
11	Ramoser	Roland	RW	R	3. 9.72	192	90	AC Milan Hockey Milano	ITA	
34	Rosati	Michael	GK	L	7. 1.62	176	82	HC Bolzano	ITA	
32	Sacratini	Vezio	CE	L	12. 9.66	173	73	Varese HC	ITA	
27	Topatigh	Lucio	RW	L	19.10.65	184	89	AC Milan Hockey Milano	ITA	
16	Zarrillo	Bruno	LW	R	5. 9.66	181	75	HC Bolzano	ITA	

Goalkeepers	3
Players	20

Head Coach:	LEFLEY Brian
Ass. Coach:	MC COURT Dale
Team Leader:	TALAMINI Gianfranco
Doctor:	TESTA Luigi
Physiotherapist:	WILLIAMS Brad
Physio:	TROIOLA Italo
Equipment Manager:	FRISON Bruno
Scouting:	ZANATTA Ivano

Gestetner

Team Registration of RUS

No	Family Name	Given Name	Pos	L/R	Birth	cm	kg	Club	Club Country	Checked
29	Berezin	Sergei	RW	R	5.11.71	180	85	Khimik Voskresensk	RUS	
27	Bezukladnikov	Vjatcheslav	LW	L	7. 9.68	176	86	Lada Togliatti	RUS	
26	Kovalenko	Andrei	LW	L	6. 6.70	180	95	Quebec Nordiques	CAN	
25	Tsyplakov	Yuri	LW	L	4. 4.70	189	80	SKA St. Petersburg	RUS	
24	Nikolishin	Andrei	LW	L	25. 1.73	183	90	Dynamo Moscow	RUS	
23	Bure	Valeri	LW	L	13. 6.74	178	78	Spokane Chiefs WHL	CAN	
19	Yashin	Alexei	RW	R	5.11.73	192	96	Ottawa Senators	CAN	
15	Emelin	Anatoli	LW	L	3.10.64	177	82	Lada Togliatti	RUS	
13	Kamensky	Valeri	RW	R	18. 4.66	188	90	Quebec Nordiques	CAN	
12	Gorbatchev	Eduard	LW	L	18. 3.69	177	82	Lada Togliatti	RUS	
11	Fedulov	Igor	LW	L	4. 7.66	180	75	Ambri-Piotta	SUI	
28	Ulanov	Igor	LD	L	1.10.69	188	93	Winnipeg Jets	CAN	
22	Shendelev	Sergei	LD	L	19. 1.64	189	94	EC Hedos München	GER	
8	Frolov	Dmitri	LD	L	22. 6.66	192	96	AC Milan Hockey Milano	ITA	
6	Bjakin	Ilja	LD	L	2. 6.63	177	81	Edmonton Oilers	CAN	
5	Smirnov	Alexander	LD	L	17. 8.64	183	84	TPS Turku	FIN	
4	Zhitnik	Alexei	LD	L	10.10.72	182	88	Los Angeles Kings	USA	
2	Yushkevich	Dmitri	RD	R	19.11.71	181	94	Philadelphia Flyers	USA	
30	Shirgaziev	Albert	GK	L	3. 1.65	175	80	Avto. Ekaterinburg	RUS	
20	Ivannikov	Valeri	GK	L	28. 1.67	177	77	SKA St. Petersburg	RUS	
1	Shtalenkov	Mikhail	GK	L	20.10.65	187	80	Anaheim Mighty Ducks	USA	
32	Sorokin	Sergei	RW	L	2.10.69	180	85	Dynamo Moscow	RUS	13.04.94 0:00
18	Kozlov	Viatcheslav	LW		3. 5.72	0	0		RUS	4.05.94 13:00

Goalkeepers 3
Players 20

President: SYRTCH Valentin
Manager: MERINOV Vladimir
Head Coach: MIKHAILOV Boris
Coach: TUZIK Igor
Coach: BUKATIN Anatoly
Doctor: VESCHEV Eugeni
Physiotherapist: SHAPOSHNIKOV Nikolay
Physiotherapist: SEMINUTIN Yuri

Gestetner

Team Registration of SWE

No	Family Name	Given Name	Pos	L/R	Birth	cm	kg	Club	Club Country	Checked
23	Andersson	Mikael	RW	L	10. 5.66	178	88	Tampa Bay Lightn.	USA	
3	Andersson	Peter	LD	L	29. 8.65	183	83	Florida Panthers	USA	
22	Berglund	Charles	CE	L	18. 1.65	177	78	Djurgardens IF	SWE	
18	Bergqvist	Jonas	LW	L	26. 9.62	183	85	Leksands IF	SWE	
16	Carnbäck	Patrik	LW	L	1. 2.68	184	86	Anaheim M. Ducks	USA	
11	Hansson	Roger	LW	L	13. 7.67	185	90	Malmö IF	SWE	
1	Hedberg	Johan	GK		5. 5.73	181	79	Leksands IF	SWE	
26	Johansson	Mikael	CE	L	12. 6.66	178	79	EHC Kloten	SUI	
34	Johansson	Roger	RD	L	17. 4.67	189	86	Leksands IF	SWE	
5	Juhlin	Patrik	RW	L	24. 4.70	184	88	Västeras IK	SWE	
19	Jönsson	Kenny	RD	L	6.10.74	190	87	Rögle BK Ängelh.	SWE	
17	Larsson	Jan	CE	L	4. 9.65	183	84	HC Lugano	SUI	
30	Nordström	Roger	GK		27. 4.66	175	75	Malmö IF	SWE	
35	Salo	Tommy	GK	L	1. 2.71	180	75	Västeras IK	SWE	
2	Sjödin	Tommy	RD	R	13. 8.65	182	89	Quebec Nordiques	CAN	
14	Stillman	Fredrik	LD	L	22. 8.66	173	75	HV 71 Jönköping	SWE	
13	Sundin	Mats	RW	R	13. 2.71	193	92	Quebec Nordiques	CAN	
8	Svensson	Magnus	LD	L	1. 3.63	180	80	Leksands IF	SWE	
15	Örnskog	Stefan	CE	L	4. 4.69	180	79	HV 71 Jönköping	SWE	
12	Dackell	Andreas	RW	R	29.12.72	179	83	Brynäs IF Gävle	SWE	27.04.94 16:00
20	Jönsson	Jörgen	CE	L	29. 9.72	183	84	Rögle BK Ängelh.	SWE	27.04.94 16:00
27	Forslund	Tomas	LW		24.11.68	181	90	Leksands IF	SWE	30.04.94 15:00
4	Lidström	Nicklas	LD	L	28. 4.70	186	84	Detroit Red Wings	USA	2.05.94 16:45

Goalkeepers	3
Players	20

Manager:	ENGLUND Christer
Head Coach:	LUNDMARK Curt
Coach:	MARTS Pär
Doctor:	HOVELIUS Lennart
Physiotherapist:	CEDERSTAM Anders
Equipment Manager:	WEIDERSTAL Anders
Press:	EMSJÖ Leif

Team Registration of USA

No	Family Name	Given Name	Pos	L/R	Birth	cm	kg	Club	Club Country	Checked
1	Hebert	Guy	GK	L	7. 1.67	180	82	Anaheim M. Ducks	USA	
30	Kuntar	Les	GK	L	28. 7.69	188	89	Fredericton Can.	USA	
29	Littman	David	GK	L	13. 6.67	188	89	Providence Bruins	USA	
3	Beers	Bob	RD	R	20. 5.67	188	91	Edmonton Oilers	CAN	
4	Chambers	Shawn	LD	L	11.10.66	188	91	Tampa Bay Lightn.	USA	
28	Hill	Sean	RD	R	14. 2.70	183	89	Anaheim M. Ducks	USA	
24	McSween	Don	RD	L	9. 6.64	180	90	Anaheim M. Ducks	USA	
6	Neaton	Pat	LD	L	21. 5.71	183	82	Cleveland Lumberj.	USA	
5	Richter	Barry	LD	L	11. 9.70	188	93	Binghampton Rang.	USA	
2	Wolanin	Craig	LD	L	27. 7.67	190	93	Quebec Nordiques	CAN	
18	Bourque	Phil	RW	L	8. 6.62	185	89	Ottawa Senators	CAN	
26	Ciavaglia	Peter	CE	L	15. 7.69	178	79	Leksands IF	SWE	
17	Cole	Danton	CE	R	10. 1.67	180	84	Tampa Bay Lightn.	USA	
8	Lazaro	Jeff	LW	L	21. 3.68	178	72	Providence Bruins	USA	
19	Lilley	John	RW	R	8. 3.72	175	78	Anaheim M. Ducks	USA	
21	Lindsay	Bill	LW	L	17. 5.71	180	84	Florida Panthers	USA	
13	Podein	Shjon	LW	L	5. 3.68	188	91	Edmonton Oilers	CAN	
10	Sacco	Joe	RW	L	4. 2.69	185	89	Anaheim M. Ducks	USA	
12	Sweeney	Tim	LW	L	12. 4.67	180	84	Anaheim M. Ducks	USA	
9	Weight	Doug	CE	L	21. 1.71	180	87	Edmonton Oilers	CAN	
23	Young	Scott	RW	R	1.10.67	183	87	Quebec Nordiques	CAN	
15	Janney	Craig	CE	L	26. 9.67	185	85	St. Louis Blues	USA	94.04.27 14:25
7	Chelios	Christos	RD	R	25. 1.62	188	90	Chicago	USA	4.05.94 11:30

Goalkeepers	3
Players	20

Team Director:	BERGLUND Art
Manager:	NANNE Lou
Head Coach:	WILSON Ron
Coach:	ARMY Timothy
Coach:	KYLE Walt
Equipment Manager:	WEBSTER Bob
Athletic Trainer:	DEMERS Peter
Doctor:	DR.RITTS Doug

Gestetner

WORLD CHAMPIONSHIP 1994 All Stars

BILL RANFORD (CAN)
best goalkeeper

MAGNUS SVENSSON (SVE)
best left defender

TIMO JUTILA (FIN)
best right defender

PAUL KARIYA (CAN)
best left forward

SAKU KOIVU (FIN)
best centre

JARI KURRI (FIN)
best right forward

ABBREVIATION IIHF - ABBREVIAZIONI IIHF - ABKÜRZUNGEN IIHF

A1	First assist	Primo Assist	1. Beihelfer
A2	Second assist	Secondo Assist	2. Beihelfer
AVG	Average	Media	Durchschnitt
AZ	Attacking zone	Zona di attacco	Angriffszone
ABUSE	Abuse of Officials	Ingiurie a giudice di gara	Beschimpfung von Offiziellen
ADJUST	Adjustment of equipment	Equipaggiamento irregolare	Inordnungbringen Ausrüstung
ALTERC	Altercation	Lite	Auseinandersetzung - Streit
ATT-INJ	Attempt to injure	Tentativo di ferimento	Verletzungsversuch
ATT-KICK	Attempt to kick	Tentativo di calciare	Versuch zu treten
BAC	Backchecking	Gioco difensivo	Backchecking
BBL	Bodyblock	Blocco con il corpo	Blockieren des Spielers oder Puck mit dem Körper
BCH	Bodycheck	Carica con il corpo	Checken mit dem Körper
BENCH	Bench penality	Penalità di panca	Kleine Bankstrafe
BOARD	Boarding	Carica alla balaustra	Bandencheck
BRO-ST	Broken stick	Bastone rotto	Gebrochener Stock
BUTT-END	Butt ending	Colpo di bastone con estremità superiore	Stockendenstoß
CE	Centre forward	Centroavanti	Mittelstürmer
CHARGE	Charging	Carica	Unkorreker Körperangriff
CROSS	Cross checking	Carica con bastone	Stock-check
DAC	Defensive activity = BCH + SCH + BBL + SBL +	Attività difensiva BAC + PRE + PCL + LOP + PAC	Abwehr Aktivitäten
DZ	Defensive zone	Zona difensiva	Verteidigungszone
DANGER-E	Dangerous equipment	Equipaggiamento pericoloso	Gefährliche Ausrüstung
DEL-INJ	Deliberate injury	Ferita intenzionale	Absichtliche Verletzung
DELAY	Delaying game	Ritardo del gioco	Spielverzögerung
DISPL-N	Displaying net	Spostamento di porta	Tor verschieben
ENG	Empty net goal	Goal a porta vuota	Tor - erzielt ins leere Tor
EQ	Equal	Parità numerica	Gleich
ELBOW	Elbowing	Gomitata	Ellbogencheck
EXC-R	Excessive roughness	Eccessiva durezza	Übertriebene Härte
FO%	Face off in percentage	Ingaggi vinti in percentuale	Einwürfe in Prozenten
FO+	Face off won	Ingaggio vinto	Gewonnene Einwürfe
FO+/-	Face off net	Ingaggio pari	Einwurf Vergleich
FO-	Face off lost	Ingaggio perso	Verlorene Einwürfe

Gestetner

FALL-P	Fall on Puck	Caduta sul disco	Auf den Puck fallen
FIST	Fisticuffs	Rissa	Faustschläge
FO	Face off	Ingaggio	Unkorrektes Spiel
G	Goal	Goal	Tor
GA	Goal against	Goal subito	Gegentor
GAA	Goal against in average per 60 Minutes = GA / MIP*60	Goal subiti in media per 60 minuti	Gegentore im Durchschnitt im 60 Minuten
GAP	Goal against while penalized	Goal subito mentre il giocatore era penalizzato	Gegentore in Unterzahl
GF	Goal for	Goal attribuito a	Tor für
GK	Goalkeeper	Portiere	Torhüter
GKA	Goalkeeper team A	Portiere squadra A	Torhüter Mannschaft A
GKB	Goalkeeper team B	Portiere squadra B	Torhüter Mannschaft B
GKC	Goalkeeping coefficient = 100-SVS%*GAA	Coefficiente di efficienza del portiere	Torhüter - Effektivität
GMP	Game - gross misconduct match penalty	Cattiva condotta di gioco o cattiva condotta Grave penalità partita	Spieldauer - Schwere Disziplinar-Matchstrafe
GP	Games played team	Numero di partite giocate dalla squadra	Spiele - Mannschaft
GPI	Games played in player	Numero di partite giocate dal giocatore	Spieler in Spielen eingesetz
GS	Game situation EQ, PP, SH	Situazione di gara	Spielsituation
GTD	Game tying goal	Goal di pareggio	Unentschiedenes Spiel
GWG	Game winning goal	Goal vincente	Gewonnenes Spiel
GA-MIS	Game misconduct - Match penalty	Cattiva condotta di gioco - Penalità partita	Spieldauer-Disziplinarstrafe
GR-MIS	Gross misconduct - Match penalty	Cattiva condotta di gioco aggravata - Grave penalità partita	Schwere Disziplinarstrafe
HANP	Handpassing	Passaggio con mano	Handpass
HIST	High sticking	Bastone alto	Hoher Stock
HOLD	Holding	Trattenuta	Halten
HOOK	Hooking	Aggancio (con bastone)	Haken
ILL-EQ	Illegal equipment	Equipaggiamento non regolamentare	Unkorrekte Ausrüstung
ILL-ST	Illegal stick	Bastone non regolamentare	Unkorrekter Stock
INTERF	Interference	Interferenza	Behinderung
INTERF-S	Interference with spectators	Interferenza con spettatori	Behinderung mit Zuschauern
KICK	Kicking	Calcio	Treten
KNEE	Knecing	Ginocchiata	Kniecheck
L	Lost game	Incontro perso	Verlorenes Spiel
LD	Left defenseman	Terzino sinistro	Linker Verteidiger

Gestetner

LOP	Loss of puck (only def. zone)	Perdita di disco (solo zona difensiva)	Verlust des Puck
LW	Left wing	Ala sinistra	Linker Stürmer
L-PEB	Leaving penalty bench	Abbandono della panca puniti	Verlassen der Strafbank
L-PLB	Leaving Players bench	Abbandono della panca giocatori	Verlassen der Spielerbank
MIP	Minutes and seconds played	Minuti e secondi giocati	Minuten und Sekunden gespielt
MIP%	Minutes and seconds played in percentage = MIP/GP/60*100	Percentuale di minuti e secondi giocati	Minuten und Sekunden gespielt (eingesetzt)
MIS	Misconduct	Cattiva condotta	Disziplinarmaßnahme
MZ	Middle zone	Zona neutra	Neutrale Zone
MATCH	Match-penalty	Penalità partita	Matchstrafe
MOLEST	Molesting officials	Azione molesta nei confronti degli ufficiali di gara	Belästigung der Offiziellen
NEP	Negative Participation	Partecipazione negativa	Negative Mitwirkung
NO	Dress Number	Numero di maglia	Trikot Nummer
OBS-L	Obscene language	Linguaggio osceno	Unanständige Sprache
OTHER	Other offenses	Altra infrazione	Andere Vergehen
P10M	Penalty 10 Minutes	Penalità di 10 minuti	Disziplinarstrafe
P2M	Penalty 2 Minutes	Penalità di 2 minuti	Kleine - kleine Bank-strafe
P5M	Penalty 5 Minutes	Penalità di 5 minuti	Große Strafe
PAP	Play away from puck only defence zone	Errore del giocatore nel proprio settore difensivo	Fehler des Spielers in seiner Verteidigungszone
PCL	Puck clearing only defence zone	Liberazione vietata dalla propria zona difensiva	Puck wegschießen
PIM	Penalty in minutes seconds	Penalità in minuti e secondi	Strafen in Minuten und Sekunden
PK%	Penalty killing percentage = 100-(SHGA*12000/TSHS)	Percentuale di penalty killing	Effektivität Überzahlspiel in Prozenten
POS	Position on team	Ruolo occupato nella squadra	Position in der Mannschaft
PP	Power play	Superiorità numerica	Spiel in Überzahl
PP%	Power play percentage in efficiency = PPGF*120/TPP	Efficienza in percentuale di superiorità numerica	Effektivität Überzahlspiel in Prozenten
PPG	Power play goal	Goal in superiorità numerica	Tor in Überzahl
PPGA	Power play goal against	Goal subito in superiorità numerica	Gegentor bei Überzahl
PPGF	Power play goal for	Goal in superiorità numerica per	Tor in Überzahl für
PRE	Puck recovery	Disco recuperato	Zurückgewinnen des Puck
PTS	Points	Punti	Punkte
PEN-S	Penalty shot	Rigore	Strafschuß
PUCK-FR	Puck freezing	Bloccaggio del disco	Einklemmen des Puck
PUCK-H	Puck holding	Trattenuta del disco	Halten des Puck

PUCK-OUT	Puck outside playing area	Disco fuori dalla pista di gioco	Puck außerhalb des Spielfeldes
R	Rank	Classifica	Platz
RD	Right defenceman	Difensore destro	Rechter Verteidiger
RW	Right wing	Ala destra	Rechter Stürmer
REFUSE	Refusing to start game	Rifiuto di dare inizio all'incontro	Spielverzögerung bei Spielbeginn
ROUGH	Roughing	Eccessiva durezza	Übertriebene Härte
S	Shots = G+SSG+SSP+SPG	Tiri	Schüße
SAG	Shots at goal	Tiri in porta	Schüße auf das Tor
SBL	Shotblock	Tiri parati	Blockieren von Schüßen
SCH	Stick contact check	Contatto col bastone	Stockkontakt
	Seconds	Secondi	Sekunden
SEC-PP	Number of seconds played before scoring GF in power play situation = TPP/PPGF	Tempo in secondi impiegati per segnare un goal in power play	Zeit in Überzahl gespielt bei Torschuß
SEC-SH	Nummer of seconds resisted before GA in SH situation = TSH/SHGA	Tempo in secondi trascorsi in inferiorità numerica prima di subire un goal	Zeit in Unterzahl gespielt bei erhaltenem Tor
SG%	Percentage of goals from shots = G/S*100	Percentuale di goal sul totale di tiri	Torschüße in Prozent
SH	Shorthand	Inferiorità numerica	Unterzahl
SHGA	Shorthand goal against	Goal subìto in inferiorità numerica	Gegentor in Unterzahl
SHGF	Shorthand goal for	Goal in inferiorità numerica per	Tor in Unterzahl für
SO	Shotout (no goal in game)	Shotout - Nessun GA in una partita	Kein Gegentor im Spiel
SOG	Shots on goal = G+SSG	Titi in porta	Schüße auf das Tor
SPG	Shots past goal	Tiri vicino alla porta	Schüße neben das Tor
SSG	Shots saved by goalkeeper	Titi parati dal portiere	Schüße vom Torhüter gehalten
SSP	Shots saved by defending player	Tiri deviati da giocatore	Schüße von verteidigendem Spieler abgewehrt
	Saves = SSG	Parate	Gehaltene Schüße
SVS%	Saves in percentage from shots on goal = SVS/SOG*100	Percentuale di parate su tiri in porta	Gehaltene Schüße in Prozent
SLASH	Slashing	Bastonata	Stockschlag
SPEAR	Spearing	Bastonata con punta di bastone	Stockstich
START-L	Starting line up	Formazione di partnza	Startaufstellung
T	Tied game	Incontro pari	Unentschiedenes Spiel
TOT	Total	Totale	Gesamt
TPP	Time played in powerplay in minutes and seconds	Tempo giocato in superiorità numerica in minuti e secondi	Zeit in Unterzahl in Minuten und Sekunden
TSH	Time played in shorthand in minuted and seconds	Tempo giocato in inferiorità numerica in minuti e secondi	Zeit in Unterzahl in Minuten und Sekunden

Gestetner

THRO-P	Throwing puck	Getto del disco	Werfen des Puck
THRO-S	Throwing stick	Getto della stecca	Stockwurf
TOOMANY	Too many players	Troppi giocatori in campo	Zu viele Spieler auf dem Eis
TRIP	Tripping	Sgambetto	Beinstellen
UNSPORT	Unsportsmanlike conduct	Condotta antisportiva	Unsportliches Verhalten
W	Won game	Incontro vinto	Gewonnenes Spiel

Gestetner



C.O.N.I.





ICEHOCKEY WORLD CHAMPIONSHIP / POOL - A / BOLZANO/BOZEN - VAL DI FASSA - MILANO / ITALIA - 25 04. - 08.05.1994

Date: 4. 5.94 Start:16:00 End:18:24 Place:Milano Game Nr.: 31 1:3 Page 1 of 1

Team A: RUS

Family & Given Name	Nr	Pos	P	G	Time	S	A1	A2	GS	Positive Part A						Negative Part B					
SHTALENKOV Mikhail	1	GK	N	1	47.20	26	6		EQ	1	26	6	13	22		1	10	12	4	3	
SHIRGAZIEV Albert	30	*GK	Y																		
YUSKEVICH Dmitri	2	RD	Y																		
ZHITNIK Alexei A	4	LD	Y																		
SHIRNOV Alexander	5	LD	Y																		
BJAKIN Ilja C	6	*LD	Y																		
FROLOV Dmitri	8	LD	Y																		
FEDULOV Igor	11	*LW	Y																		
GORBATCHEV Eduard	12	LW	Y																		
KAMENSKY Valeri A	13	*RW	Y																		
EMELIN Anatoli	15	LW	Y																		
KOZLOV Viatcheslav	18	LW	Y																		
YASHIN Alexei	19	RW	Y																		
SHENDELEV Sergei	22	*LD	Y																		
BURE Valeri	23	LW	Y																		
NIKOLISHIN Andrei	24	LW	Y																		
TSYPLAKOV Yuri	25	LW	Y																		
KOVALENKO Andrei	26	*LW	Y																		
BEZUKLADNIKOV Vjatc	27	LW	Y																		
ULANOV Igor	28	LD	Y																		
BEREZIN Sergei	29	RW	Y																		
SOROKIN Sergei	32	RW	Y																		

Time	Nr	Min	Offence	Start	End
3.36	28	10	MISC	3.36	13.36
15.56	22	2	ELBOW	15.56	17.33
16.48	15	2	INTERF	16.48	18.48
22.42	8	2	CHARGE	22.42	23.53
46.26	18	2	ROUGH	46.26	48.26
48.34	18	2	HOOK	48.34	50.34
56.04	11	2	SLASH	56.04	58.04

Coach:MIKHAILOV Boris Coach:TUZIK Igor Manager:MERINOV Vladimir

Team B: USA

Family & Given Name	Nr	Pos	P	G	Time	S	A1	A2	GS	Positive Part B						Negative Part A					
HEBERT Guy	1	*GK	Y	1	17.33	15	23	28	PP	1	15	23	28	6		1	2	13	5		
KUNTAR Les	30	GK	N	2	23.53	23	15	4	PP	1	23	15	4	3	13	1	6	13	22	26	
WOLANIN Craig C	2	LD	Y	3	26.43	23	15		EQ	1	23	15	13	4	3	1	6	11	29	26	2
BEERS Bob	3	*RD	Y																		
CHAMBERS Shawn	4	*LD	Y																		
RICHTER Barry	5	LD	N																		
MEATON Pat	6	LD	Y																		
LAZARO Jeff	8	LW	Y																		
WEIGHT Doug A	9	CE	Y																		
SACCO Joe	10	RW	Y																		
SWEENEY Tim	12	LW	Y																		
PODEIN Shjon	13	*LW	Y																		
JANNEY Craig	15	*CE	Y																		
BOURQUE Phil	18	RW	Y																		
LILLEY John	19	RW	Y																		
YOUNG Scott A	23	*RW	Y																		
MCSWEEN Don	24	RD	Y																		
HILL Sean	28	RD	Y																		

Time	Nr	Min	Offence	Start	End
1.34	8	2	ELBOW	1.34	3.34
7.38	3	2	HOOK	7.38	9.38
15.56	13	2	HOOK	15.56	17.56
29.02	10	2	SLASH	29.02	31.02
34.35	28	2	HOLD	34.35	36.35
46.26	19	2	ROUGH	46.26	48.26
50.48	6	2	SLASH	50.48	52.48
52.07	13	2	PUCK-H	52.07	54.07

Coach:WILSON Ron Coach:ARMY Tim Manager:NANNE Lou

Game Summary

P	GF:GA	SSG	SSP	SPG	SOG	S	PIM	TPP	PPG	SHG	FO+	DAC
1	0:1	12:9	4:0	6:1	12:10	22:11	14:6	4.00:1.37	0:1	0:0	8:12	9:20
2	0:2	24:12	7:0	3:1	24:14	34:15	2:4	4.00:1.11	0:1	0:0	11:11	4:36
3	1:0	17:4	6:2	4:0	18:4	28:6	6:6	3.19:4.00	0:0	0:0	15:10	8:24
SU	1:3	53:25	17:2	13:2	54:28	84:32	22:16	11.19:6.48	0:2	0:0	34:33	21:80

Goalkeepers Record

Time	GKA	GKB	ENG	A	MIP	B	MIP
0.00	1	1		1	59.28	1	60.0
59.28	-			30	0.00	30	0.0

Referee	Linesman	Linesman	Goaljudge	Goaljudge	Game-TKP	Pen-TKP	Off.Scorer	Spect.
Makela	Rautavuori	Trainer	Scanacapra	Spinella	Bolsi	Damato	Dell'Orto	6200

Gestetner

Gestetner

Date: 94. 5. 4 **Game No: 31** **Period: 1**

RUS **GK 30**

GK 1

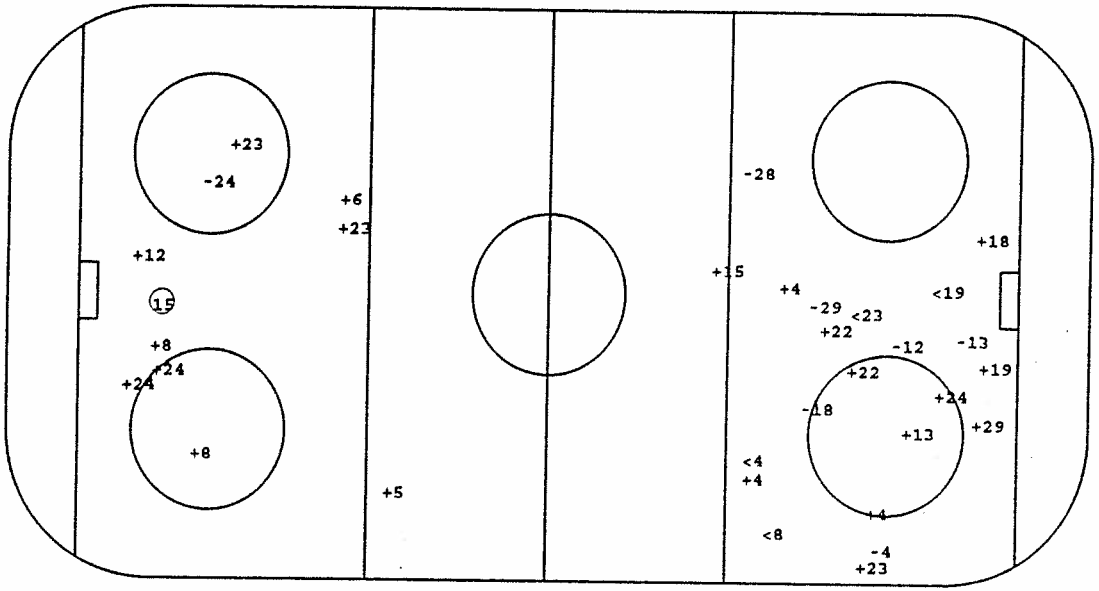

USA **GK 1**

GK 30

O Goal +SSG <SSP -SPG

Face - Offs

DZ	MZ	AZ
29	-11	-24
25	-19	-25
29	-27	-24
	-11	19
	27	-19
	13	-19
	19	-11
	-25	-11
	11	

Defense Activity

Team	BCH	SCH	BBL	SBL	BAC	PRE	PCL	-LOP	-PAP
RUS	2	4	22			27		4	6
		8	32			2			12
		28	11			12			13
			32			11			28
			4			22			4
			2						
USA	18	13	19		18	9	3	18	2
	28	23	8			3	28	23	18
	24	23	6				4		
	3	4	3				9		
	6		28				18		
			3						
			2						

Face - Offs

AZ	MZ	DZ
-12	13	12
-15	12	15
- 9	9	12
	23	- 9
	- 9	9
	-13	12
	-12	15
	9	15
	-15	

GK GoalKeeper
SSG Shot Saved by GK
SSP Shot Saved by def.Player
SPG Shot Past Goal
DZ Defence Zone
MZ Middle Zone
AZ Attack Zone
BCH BodyCHeck
SCH Stick Contact Check
BBL BodyBLock
SBL ShotBLock
BAC BAck Checking
PRE Puck REcovery
PCL Puck CLearing
LOP Loss Of Puck
PAP Play Away from Puck

Gestetner

Date: 94. 5. 4 **Game No: 31** **Period: 2**

USA **GK 1**

GK 30

RUS **GK 30**

GK 1

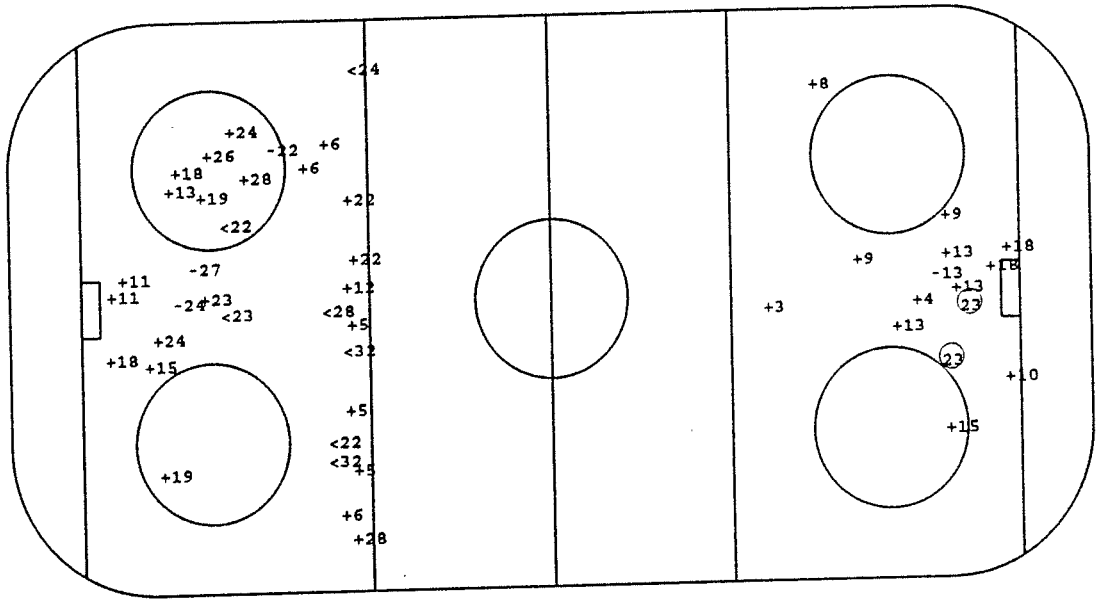

O Goal +SSG <SSP -SPG

Face - Offs

DZ	MZ	AZ
9	15	-15
- 9	-12	-15
-15	-12	- 9
13	9	- 9
-12		
15		
9		
- 9		
12		
12		
-15		
15		
12		
9		

Defense Activity

Team	BCH	SCH +4	BBL	SBL	BAC	PRE	PCL	-LOP	-PAP
USA	24	4	3	28		23	4		19
	6	24	28	4		8	8		
	2		18	18		3	2		
	8		4	23		3	23		
	4		28	13		10	13		
	6		10	13		23	2		
			6	23			2		
			2	28					
RUS	18	11	22			19	6	11	11
			5			8		5	19
			11			28		29	26
			18			8			2
			28						2

Face - Offs

AZ	MZ	DZ
-27	-11	25
25	19	26
25	19	19
-11	-27	19
24		
-27		
-11		
11		
-19		
-27		
25		
-25		
-19		
-11		

GK GoalKeeper
SSG Shot Saved by GK
SSP Shot Saved by def.Player

SPG Shot Past Goal
DZ Defence Zone
MZ Middle Zone

AZ Attack Zone
BCH BodyCHeck
SCH Stick Contact Check

BBL BodyBLock
SBL ShotBLock
BAC BAck Checking

PRE Puck REcovery
PCL Puck CLearing
LOP Loss Of Puck

PAP Play Away from Puck

Gestetner

Date: 94. 5. 4 **Game No: 31** **Period: 3**

RUS **GK 30**

GK 1

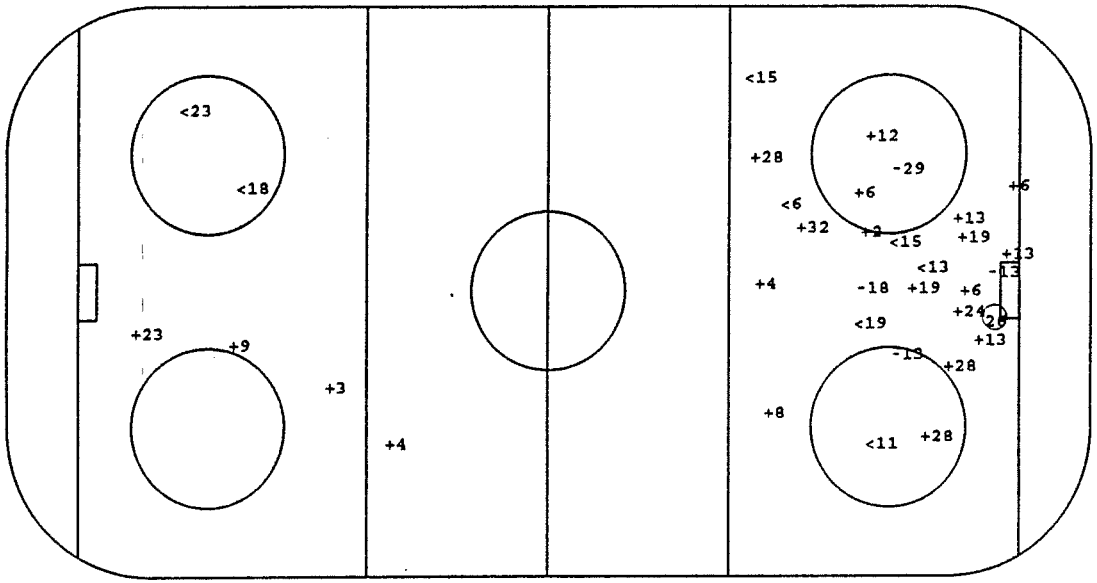

USA **GK 1**

26

GK 30

O Goal +SSG <SSP -SPG

Face - Offs

DZ	MZ	AZ
27	11	27
27	-19	-24
19	-19	-27
-11	27	-11
	-11	19
	-27	26
	-27	26
	19	11
		19
		19
		11
		-27
		11

Defense Activity

Team	BCH	SCH	BBL	SBL	BAC	PRE	PCL	-LOP	-PAP
RUS		22	11	6		6	15	6	
		8	4				8	18	
		24	24					32	
			18					28	
			15						
USA	4		12 24	9		9	6 18	10	4
			19	8			23		
			18	4			2		
			6	3			13		
			19	3			12		
			24	3			8		
			18				8		
			3				4		

Face - Offs

AZ	MZ	DZ
- 8	-15	- 9
- 9	12	12
- 9	13	9
13	-15	15
	12	-12
	15	-12
	15	- 9
	-12	-13
		-12
		-12
		-12
		15
		-12

GK GoalKeeper
SSG Shot Saved by GK
SSP Shot Saved by def.Player
SPG Shot Past Goal
DZ Defence Zone
MZ Middle Zone
AZ Attack Zone
BCH BodyCHeck
SCH Stick Contact Check
BBL BodyBLock
SBL ShotBLock
BAC BAck Checking
PRE Puck REcovery
PCL Puck CLearing
LOP Loss Of Puck
PAP Play Away from Puck

Players by Team RUS

Including Game No.:31

Family & Surname	No	Po	GP	PI	G	A1	A2	PTS	S	SG%	SSG	SSP	SPG	PPG	SHG	GWG	GTG	GAP	PIM	AVG	2	5	10	GMP	DAC	BCH	SCH	BBL	BAC	SBL	PRE	PCL	LOP	PAP	POP	NEP	+/-	FO+	FO-	FO%
BEREZIN Sergei	29	RW	6	6	2	1	0	3	31	6.45	19	5	5	1	0	0	0	0	2	.33	1	0	0	0	16	2	0	3	1	0	7	4	1	0	7	3	4	3	2	60.00
BEZUKLADNIKOV Vjat	27	LW	6	6	1	1	0	2	11	9.09	7	1	2	0	0	0	0	0	2	.33	1	0	0	0	14	3	2	3	2	1	4	1	0	2	4	1	3	34	47	41.98
KOVALENKO Andrei	26	LW	6	6	3	2	3	8	23	13.04	11	4	5	1	0	1	0	0	2	.33	1	0	0	0	15	1	2	2	4	3	5	1	1	2	14	4	10	11	10	52.38
TSYPLAKOV Yuri	25	LW	6	6	1	0	1	2	11	9.09	8	0	2	0	0	0	0	1	8	1.33	4	0	0	0	12	1	0	0	2	1	8	1	0	1	6	1	5	35	50	41.18
NIKOLISHIN Andrei	24	LW	6	6	0	0	0	0	19	0.00	13	3	3	0	0	0	0	0	4	.67	2	0	0	0	21	1	4	4	5	0	4	4	0	1	7	3	4	12	16	42.86
BURE Valeri	23	LW	6	6	3	0	0	3	25	12.00	14	4	4	1	0	0	0	0	2	.33	1	0	0	0	8	2	1	2	1	1	1	1	1	0	9	0	9	0	1	0.00
YASHIN Alexei	19	RW	6	5	1	2	0	3	16	6.25	10	2	3	0	0	0	0	0	8	1.60	4	0	0	0	12	1	3	1	0	0	8	1	1	1	5	3	2	28	30	48.28
EMELIN Anatoli	15	LW	6	6	2	0	0	2	20	10.00	10	3	5	0	0	0	0	1	8	1.33	4	0	0	0	15	0	3	2	2	0	5	3	0	0	5	5	0	0	0	0.00
KAMENSKY Valeri	13	RW	6	6	5	4	1	10	41	12.20	18	7	11	1	0	0	0	0	12	2.00	1	0	1	0	16	0	5	0	5	1	7	2	2	2	15	3	12	2	4	33.33
GORBATCHEV Eduard	12	LW	6	3	1	0	0	1	8	12.50	4	1	2	1	0	0	0	0	4	1.33	2	0	0	0	3	0	0	0	1	1	3	0	1	1	3	1	2	0	3	0.00
FEDULOV Igor	11	LW	6	6	4	3	2	9	22	18.18	13	3	2	2	0	0	0	0	6	1.00	3	0	0	0	19	0	4	5	4	0	6	3	2	1	12	1	11	46	45	50.55
ULANOV Igor	28	LD	6	6	1	0	0	1	18	5.56	10	4	3	0	0	0	0	0	20	3.33	5	0	1	0	45	15	4	8	0	2	14	7	3	2	5	4	1	0	0	0.00
SHENDELEV Sergei	22	LD	6	6	1	1	0	2	22	4.55	12	6	3	0	0	0	0	1	8	1.33	4	0	0	0	34	2	5	11	1	3	10	6	4	0	15	3	12	0	0	0.00
FROLOV Dmitri	8	LD	6	6	0	1	0	1	7	0.00	3	3	1	0	0	0	0	1	4	.67	2	0	0	0	25	4	5	6	0	0	9	3	2	0	6	1	5	0	0	0.00
BJAKIN Ilja	6	LD	6	6	2	3	0	5	27	7.41	16	5	4	0	1	2	0	0	2	.33	1	0	0	0	17	1	6	6	0	1	11	2	4	6	10	5	5	0	0	0.00
SMIRNOV Alexander	5	LD	6	6	1	1	1	3	15	6.67	7	5	2	0	0	0	0	1	4	.67	2	0	0	0	10	1	4	3	0	0	5	5	6	2	8	2	6	0	0	0.00
ZHITNIK Alexei	4	LD	6	6	1	0	0	1	41	2.44	22	9	9	0	0	1	0	0	8	1.33	4	0	0	0	31	12	7	7	0	0	10	4	3	6	6	2	4	0	0	0.00
YUSKEVICH Dmitri	2	RD	6	6	1	1	1	3	16	6.25	8	3	4	0	0	0	0	0	12	2.00	6	0	0	0	38	7	8	7	0	2	11	8	2	3	10	4	6	0	0	0.00
SHIRGAZIEV Albert	30	GK	6	3	0	0	0	0	0	0.00	0	0	0	0	0	0	0	0	0	0.00	0	0	0	0	1	0	0	0	0	0	0	1	0	0	1	0	1	0	0	0.00
IVANNIKOV Valeri	20	GK	6	2	0	0	0	0	0	0.00	0	0	0	0	0	0	0	0	0	0.00	0	0	0	0	0	0	0	0	0	0	0	0	0	0	4	4	0	0	0	0.00
SHTALENKOV Mikhail	1	GK	6	6	0	0	0	0	0	0.00	0	0	0	0	0	0	0	0	0	0.00	0	0	0	0	5	0	0	0	0	0	1	4	0	0	25	5	20	0	0	0.00
SOROKIN Sergei	32	RW	6	5	0	0	0	0	14	0.00	8	2	4	0	0	0	0	0	4	.80	2	0	0	0	16	2	1	4	1	0	0	9	1	0	1	0	1	1	3	25.00
KOZLOV Viatcheslav	18	LW	6	1	0	0	0	0	5	0.00	3	0	2	0	0	0	0	0	4	4.00	2	0	0	0	2	1	0	2	0	0	0	0	1	0	0	0	0	0	0	0.00

Family & Surname	No	Po	GP	PI	MIP	MPI%	SOG	GA	SVS	SVS%	GAA	GKC	SHGA	SO	AVG	2	5	10	GMP	GAP
SHIRGAZIEV Albert	30	GK	6	3	22.32	6.26	6	0	6	100.00	0.00	0.00	0	2	0.00	0	0	0	0	0
IVANNIKOV Valeri	20	GK	6	2	39.32	10.98	19	4	15	78.95	6.07	127.77	1	0	0.00	0	0	0	0	0
SHTALENKOV Mikhail	1	GK	6	6	296.16	82.48	130	5	125	96.15	1.01	3.88	3	2	0.00	0	0	0	0	0

Players by Team USA

Including Game No.:31

Family & Surname	No	Po	GP	PI	G	A1	A2	PTS	S	SG%	SSG	SSP	SPG	PPG	SHG	GWG	GTG	GAP	PIM	AVG	2	5	10	GMP	DAC	BCH	SCH	BBL	BAC	SBL	PRE	PCL	LOP	PAP	POP	NEP	+/-	FO+	FO-	FO%
HEBERT Guy	1	GK	6	5	0	0	0	0	0	0.00	0	0	0	0	0	0	0	0	0	0.00	0	0	0	0	0	0	0	0	0	0	0	0	0	0	21	12	9	0	0	0.00
KUNTAR Les	30	GK	6	2	0	0	0	0	0	0.00	0	0	0	0	0	0	0	0	0	0.00	0	0	0	0	-2	0	0	0	0	0	0	0	1	1	3	8	-5	0	0	0.00
LITTMAN David	29	GK	6	0	0	0	0	0	0	0.00	0	0	0	0	0	0	0	0	0	0.00	0	0	0	0	0	0	0	0	0	0	0	0	0	0	0	0	0	0	0	0.00
BEERS Bob	3	RD	6	6	2	0	0	2	24	8.33	11	6	5	2	0	1	0	0	2	.33	1	0	0	0	30	4	6	14	1	10	7	4	1	15	11	10	1	0	0	0.00
CHAMBERS Shawn	4	LD	6	6	0	1	2	3	19	0.00	7	6	6	0	0	0	0	0	4	.67	2	0	0	0	43	8	6	17	2	8	6	9	4	9	10	10	0	0	0	0.00
HILL Sean	28	RD	6	6	0	0	2	2	15	0.00	7	6	2	0	0	0	0	0	4	.67	2	0	0	0	43	7	6	14	0	10	6	8	4	4	5	2	3	0	0	0.00
MCSWEEN Don	24	RD	6	6	0	1	0	1	8	0.00	6	0	2	0	0	0	0	0	0	0.00	0	0	0	0	19	3	2	10	0	3	5	2	1	5	7	4	3	0	0	0.00
NEATON Pat	6	LD	6	6	2	0	0	2	18	11.11	9	3	4	0	0	0	0	0	10	1.67	5	0	0	0	30	10	7	17	1	1	1	3	4	6	6	6	0	0	0	0.00
RICHTER Barry	5	LD	6	6	0	0	0	0	8	0.00	6	0	2	0	0	0	0	0	6	1.00	3	0	0	0	15	3	3	11	1	1	2	0	2	4	2	0	2	0	0	0.00
WOLANIN Craig	2	LD	6	6	2	0	0	2	19	10.53	9	5	3	1	0	0	0	0	0	0.00	0	0	0	0	21	5	7	20	0	4	2	8	13	12	7	8	-1	0	0	0.00
BOURQUE Phil	18	RW	6	6	0	1	0	1	7	0.00	4	3	0	0	0	0	0	0	6	1.00	3	0	0	0	16	3	0	8	1	3	2	4	3	2	2	2	0	1	0	100.00
CIAVAGLIA Peter	26	CE	6	5	1	0	0	1	5	20.00	2	2	0	0	0	0	0	0	2	.40	1	0	0	0	4	0	0	1	0	2	0	1	0	0	2	2	0	37	22	62.71
COLE Danton	17	CE	6	5	1	1	0	2	10	10.00	8	1	0	0	0	0	0	0	2	.40	1	0	0	0	13	2	1	4	0	4	0	2	0	0	7	4	3	38	34	52.78
LAZARO Jeff	8	LW	6	6	0	0	0	0	9	0.00	7	2	0	0	0	0	0	0	8	1.33	4	0	0	0	13	1	2	5	0	2	3	3	1	2	1	1	0	0	1	0.00
LILLEY John	19	RW	6	6	1	0	0	1	5	20.00	4	0	0	0	0	0	0	3	17	2.83	6	1	0	0	6	0	2	5	0	1	0	1	0	3	3	2	1	3	3	50.00
LINDSAY Bill	21	LW	6	5	4	1	0	5	14	28.57	6	3	1	2	0	1	0	1	2	.40	1	0	0	0	4	0	0	2	0	0	2	1	0	1	8	4	4	2	1	66.67
PODEIN Shjon	13	LW	6	6	3	1	0	4	12	25.00	7	0	2	0	0	0	0	0	12	2.00	6	0	0	0	16	2	2	4	0	4	1	5	0	2	9	5	4	11	13	45.83
SACCO Joe	10	RW	6	6	0	1	0	1	10	0.00	7	1	2	0	0	0	0	0	6	1.00	3	0	0	0	5	1	0	3	0	0	3	1	2	1	2	10	-8	0	1	0.00
SWEENEY Tim	12	LW	6	6	3	2	0	5	15	20.00	8	1	3	1	0	1	0	0	0	0.00	0	0	0	0	3	0	3	2	0	1	1	2	2	4	8	11	-3	27	38	41.54
WEIGHT Doug	9	CE	6	6	0	4	0	4	12	0.00	10	1	1	0	0	0	0	1	14	2.33	7	0	0	0	11	1	1	7	0	2	2	1	2	1	6	4	2	50	46	52.08
YOUNG Scott	23	RW	6	6	4	1	0	5	35	11.43	18	5	8	2	0	1	0	0	2	.33	1	0	0	0	16	1	2	6	0	4	4	2	2	1	11	2	9	7	3	70.00
JANNEY Craig	15	CE	6	5	1	5	2	8	5	20.00	2	1	1	1	0	0	0	0	0	0.00	0	0	0	0	4	1	1	1	0	0	1	1	1	0	10	8	2	52	38	57.78
CHELIOS Christos	7	RD	6	0	0	0	0	0	0	0.00	0	0	0	0	0	0	0	0	0	0.00	0	0	0	0	0	0	0	0	0	0	0	0	0	0	0	0	0	0	0	0.00

Family & Surname	No	Po	GP	PI	MIP	MPI%	SOG	GA	SVS	SVS%	GAA	GKC	SHGA	SO	AVG	2	5	10	GMP	GAP
HEBERT Guy	1	GK	6	5	280.00	77.78	173	12	161	93.06	2.57	17.83	2	0	0.00	0	0	0	0	0
KUNTAR Les	30	GK	6	2	80.00	22.22	49	8	41	83.67	6.00	97.98	1	0	0.00	0	0	0	0	0
LITTMAN David	29	GK	6	0	0.00	0.00	0	0	0	0.00	0.00	0.00	0	0	0.00	0	0	0	0	0

Date: 4. 5.94 Start:20:00 End:22:07 Place:Milano Game Nr.: 32 Page 1 of 1

Team A: SWE

Family & Given Name	Nr	Pos	P	G	Time	S	A1	A2	GS	Positive Part A						Negative Part B						PENALTIES Time	Nr	Min	Offence	Start	End
NORDSTRÖM Roger	30	*GK	Y	1	17.16	14	12		EQ	30	14	12	26	16	2	34	28	20	29	8	91	43.26	8	2	HOLD	43.26	45.26
SALO Tommy	35	GK	N	2	22.29	20	14		EQ	30	20	14	15	23	2	34	4	3	9	24	91	52.18	27	2	UNSPORT	52.18	54.18
SJÖDIN Tommy	2	RD	Y	3	26.04	23	15	20	EQ	30	23	15	20	3	4	34	28	8	91	23	20	57.01	16	2	ROUGH	57.01	59.01
ANDERSSON Peter	3	LD	Y	4	27.27	27	13	22	EQ	30	27	13	22	2	14	34	4	24	25	27	16	57.01	16	2	ROUGH	59.01	60.00
LIDSTRÖM Nicklas	4	LD	Y	5	29.52	20	8		EQ	30	20	8	23	15	34	34	28	91	8	20	29	58.00	15	2	HOOK	58.00	60.00
SVENSSON Magnus	8	*LD	Y	6	41.08	16	12		PP	30	16	12	26	2	14	34	25	37	17	16							
HANSSON Roger	11	LW	Y	7	56.01	13	27		EQ	30	13	27	17	8	34	34	23	20	32	11	10						
DACKELL Andreas	12	RW	Y																								
SUNDIN Mats	13	*RW	Y																								
STILLMAN Fredrik A	14	LD	Y																								
ÖRNSKOG Stefan	15	CE	Y																								
CARNBÄCK Patrik	16	LW	Y																								
LARSSON Jan	17	*CE	Y																								
BERGQVIST Jonas A	18	LW	Y																								
JÖNSSON Kenny	19	RD	Y																								
JÖNSSON Jörgen	20	CE	Y																								
BERGLUND Charles C	22	CE	Y																								
ANDERSSON Mikael	23	RW	Y																								
JOHANSSON Mikael	26	CE	Y																								
FORSLUND Tomas	27	*LW	Y																								
JOHANSSON Roger	34	*RD	Y																								

Coach:LUNDMARK Curt Coach:MARTS Pär Manager:ENGLUND Christer

Team B: ITA

Family & Given Name	Nr	Pos	P	G	Time	S	A1	A2	GS	Positive Part B						Negative Part A						PENALTIES Time	Nr	Min	Offence	Start	End
DELFINO David	33	GK	N	1	42.49	27	17		EQ	34	27	17	20	23	16	30	17	23	8	20	4	19.38	24	2	ELBOW	19.38	21.38
ROSATI Michael	34	*GK	Y	2	48.59	9	4		EQ	34	9	4	20	24	11	30	18	22	11	34	8	34.05	25	2	CROSS	34.05	36.05
DE GAETANO Philip	3	RD	Y																			39.49	24	2	ELBOW	39.49	41.08
OBERRAUCH Robert C	4	LD	Y																			50.09	27	2	HI-ST	50.09	52.09
BERALDO Paulo	8	RW	Y																			51.08	3	2	CROSS	51.08	53.08
IOVIO Emilio	9	LW	Y																			57.01	20	2	ROUGH	57.01	59.01
DE TONI Lino	10	LW	Y																								
RAMOSER Roland	11	RW	Y																								
ZARRILLO Bruno	16	*LW	Y																								
ORLANDO Gaetano A	17	*CE	Y																								
COMPLOI Georg	20	RD	Y																								
MARCHETTI Giovanni	23	LD	Y																								
CHITARRONI Mario	24	CE	Y																								
CIRCELLI Anthony	25	*RD	Y																								
TOPATIGH Lucio A	27	*RW	Y																								
PAVLU Martin	28	RW	Y																								
BARTOLONE Christ.-P	29	RD	Y																								
SACRATINI Vezio	32	CE	Y																								
DE ANGELIS Michael	37	*LD	Y																								
DA CORTE Luigi	47	LD	Y																								
FIGLIUZZI Stefan	91	CE	Y																								

Coach:LEFLEY Brian Coach:MC COURT Dale Manager:TALAMINI Gianfranco

Game Summary

P	GF:GA	SSG	SSP	SPG	SOG	S	PIM	TPP	PPG	SHG	FO+	DAC
1	1:0	12:3	5:2	7:2	13:3	25:7	0:2	0.22:0.00	0:0	0:0	4:7	21:23
2	4:0	14:0	0:3	1:1	18:0	19:4	0:4	3.49:0.00	0:0	0:0	12:12	12:24
3	2:2	7:4	3:7	4:1	9:6	16:14	10:6	3.17:5.10	1:0	0:0	10:9	11:12
SU	7:2	33:7	8:12	12:4	40:9	60:25	10:12	7.28:5.10	1:0	0:0	26:28	44:59

Goalkeepers Record

Time	GKA	GKB	ENG	A	MIP	B	MIP
0.00	30	34		30	60.00	34	60.00
				35	0.00	33	0.00

Referee	Linesman	Linesman	Goaljudge	Goaljudge	Game-TKP	Pen-TKP	Off.Scorer	Spect.
Simmonds/CAN	Karabanov/RUS	Nosov/RUS	McTague/CAN	Elvy/USA	Alberti/ITA	Anzachi/ITA	Guichardaz/IT	7100

Gestetner

Gestetner

Date: 94. 5. 4 **Game No: 32** **Period: 1**

ITA **GK 34**

14

GK 33

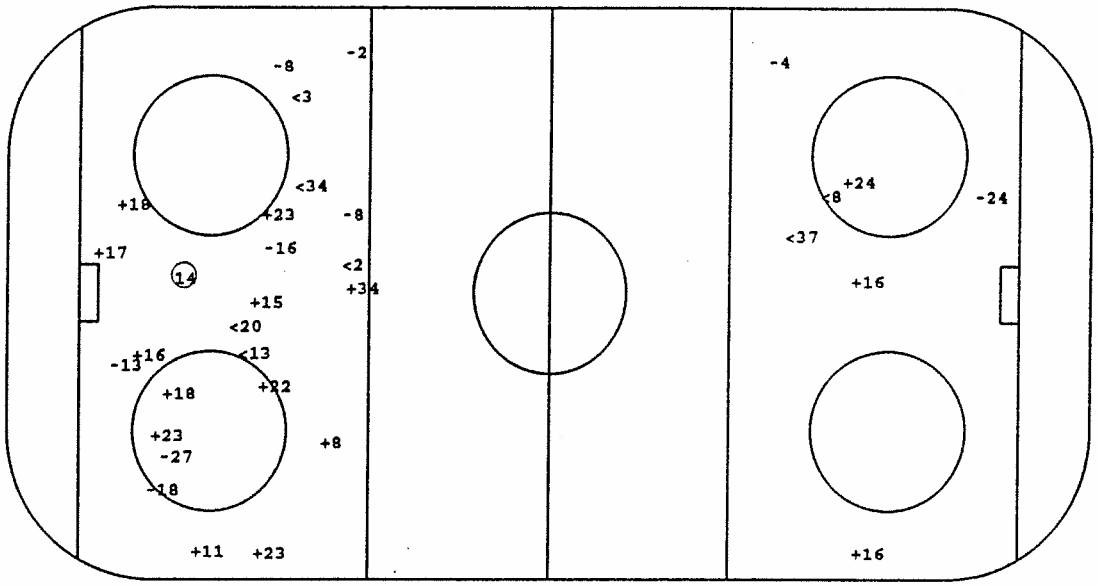

SWE **GK 30**

GK 35

O Goal +SSG <SSP -SPG

Face - Offs

DZ	MZ	AZ
17	17	17
17	24	
-24	-17	
-32	24	
	-17	
	17	

Defense Activity

Team	BCH	SCH	BBL	SBL	BAC	PRB	PCL	-LOP	-PAP
ITA	27	17	4	32	11	37	11	4	20
		4	24	25	17	9	17	16	25
		17	3	3		91	11	17	
			20	3		9	29		
			8	25			11		
							9		
							24		
							17		
SWE	22	4	8 3	17		27		13	
	22	3	17 8	26		16			
		8	3			4			
		13	13			34			
			26						
			15						
			4						
			4						

Face - Offs

AZ	MZ	DZ
-17	-17	-17
-22	-26	
15	15	
15	-17	
	26	
	-26	

GK GoalKeeper
SSG Shot Saved by GK
SSP Shot Saved by def.Player
SPG Shot Past Goal
DZ Defence Zone
MZ Middle Zone
AZ Attack Zone
BCH BodyCHeck
SCH Stick Contact Check
BBL BodyBLock
SBL ShotBLock
BAC BAck Checking
PRB Puck RBcovery
PCL Puck CLearing
LOP Loss Of Puck
PAP Play Away from Puck

Gestetner

Date: 94. 5. 4 **Game No: 32** **Period: 2**

SWE GK 30

GK 35

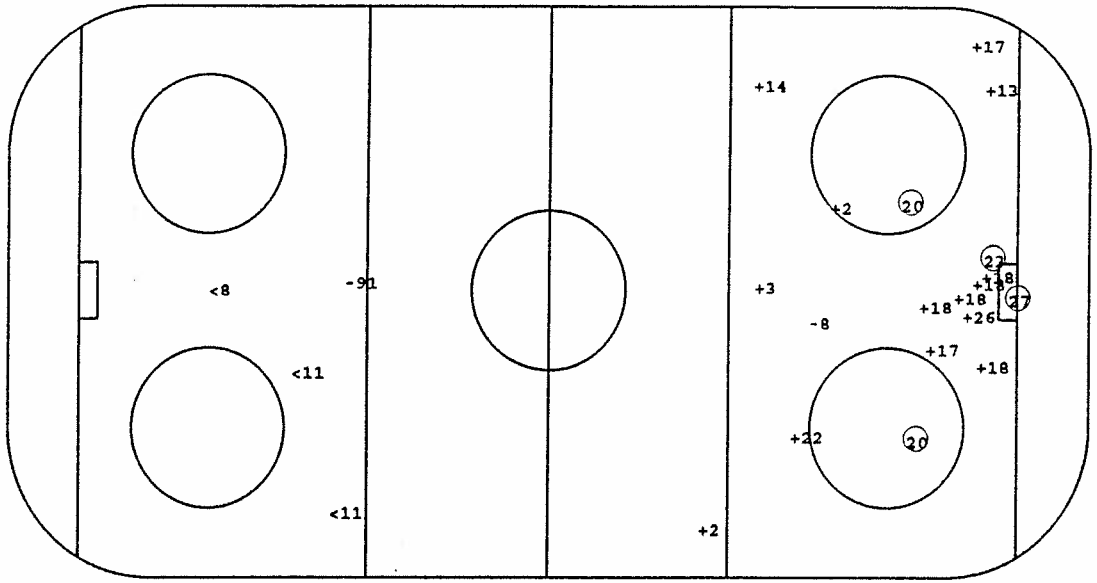

ITA GK 34

23 20 27 20

GK 33

O Goal +SSG <SSP -SPG

Face - Offs

DZ	MZ	AZ
17	-26	16
-15	22	17
22	18	-15
17	-17	-17
	-26	-26
	15	
	22	
	17	
	-26	
	-22	
	-26	
	22	
	-22	
	-15	
	17	

Defense Activity

Team	BCH	SCH	BBL	SBL	BAC	PRE	PCL	-LOP	-PAP
SWE		8	2	2			26	34	
		2	8	14					
		14	12						
		26	14						
			8						
			14						
ITA	24	11	9	25		91	37 3	4	3
	24	27	29			91	37 17	27	29
		20	24			8	3 9		
		20	23				8		
			25				9		
			9				28		
			20				9		
							24		

Face - Offs

AZ	MZ	DZ
-17	17	-24
91	-91	-27
-17	-91	91
-24	17	24
	24	24
	-91	
	-17	
	-24	
	91	
	32	
	24	
	-17	
	17	
	91	
	-91	

GK GoalKeeper
SSG Shot Saved by GK
SSP Shot Saved by def.Player
SPG Shot Past Goal
DZ Defence Zone
MZ Middle Zone
AZ Attack Zone
BCH BodyCHeck
SCH Stick Contact Check
BBL BodyBLock
SBL ShotBLock
BAC BAck Checking
PRE Puck REcovery
PCL Puck CLearing
LOP Loss Of Puck
PAP Play Away from Puck

Gestetner

Date: 94. 5. 4 **Game No: 32** **Period: 3**

ITA **GK 34**

16 13

GK 33

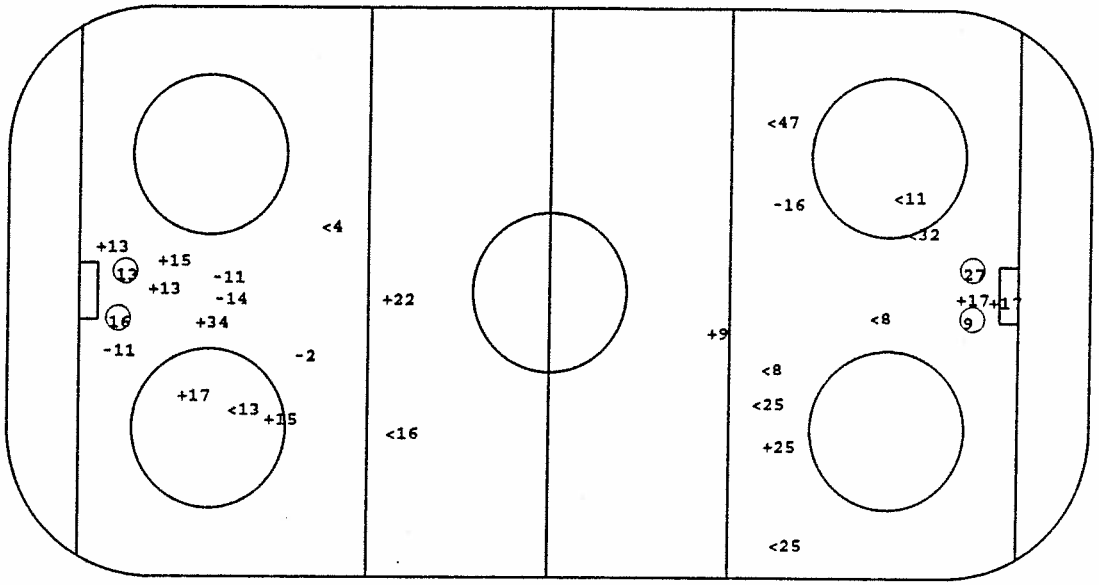

SWE **GK 30**

9

27

GK 35

O Goal +SSG <SSP -SPG

Face - Offs

DZ	MZ	AZ
91	91	-24
17	-24	-17
-24	-91	17
24	17	-17
28	-17	
	91	
	17	
	-24	
	-17	
	-17	

Defense Activity

Team	BCH	SCH	BBL	SBL	BAC	PRE	PCL	-LOP	-PAP
ITA		27	8	20		8	17		25
		3	3			24	37		23
			37				27		
							37		
							9		
							11		
SWE		20	16	2		16	27	14	2
		26	4	2		4	2		8
		14	4	14			22		8
				14			2		2

Face - Offs

AZ	MZ	DZ
-22	-17	17
-15	26	15
17	22	-22
-26	-22	17
-15	26	
	-22	
	-26	
	26	
	22	
	22	

GK GoalKeeper
SSG Shot Saved by GK
SSP Shot Saved by def.Player
SPG Shot Past Goal
DZ Defence Zone
MZ Middle Zone
AZ Attack Zone
BCH BodyCHeck
SCH Stick Contact Check
BBL BodyBLock
SBL ShotBLock
BAC BAck Checking
PRE Puck REcovery
PCL Puck CLearing
LOP Loss Of Puck
PAP Play Away from Puck

Players by Team SWE

Including Game No.:32

Family & Surname	No	Po	GP	PI	G	A1	A2	PTS	S	SG%	SSG	SSP	SPG	PPG	SHG	GWG	GTG	GAP	PIM
ANDERSSON Mikael	23	RW	6	6	2	0	0	2	26	7.69	18	5	1	0	1	1	0	0	0
ANDERSSON Peter	3	LD	6	6	0	1	0	1	19	0.00	13	4	2	0	0	0	0	0	4
BERGLUND Charles	22	CE	6	6	2	2	1	5	13	15.38	7	0	4	0	0	0	0	0	2
BERGQVIST Jonas	18	LW	6	6	2	2	2	6	26	7.69	17	3	4	0	1	0	0	0	2
CARNBÄCK Patrik	16	LW	6	6	1	0	0	1	10	10.00	5	3	1	1	0	0	0	0	8
HANSSON Roger	11	LW	6	6	3	3	0	6	27	11.11	15	6	3	0	0	2	0	1	4
HEDBERG Johan	1	GK	6	0	0	0	0	0	0	0.00	0	0	0	0	0	0	0	0	0
JOHANSSON Mikael	26	CE	6	6	1	0	0	1	16	6.25	10	0	5	1	0	0	0	0	0
JOHANSSON Roger	34	RD	6	6	0	2	0	2	21	0.00	11	3	7	0	0	0	0	0	0
JUHLIN Patrik	5	RW	6	1	0	0	0	0	0	0.00	0	0	0	0	0	0	0	0	4
JÖNSSON Kenny	19	RD	6	6	0	1	0	1	14	0.00	6	6	2	0	0	0	0	0	6
LARSSON Jan	17	CE	6	6	0	0	2	2	13	0.00	12	0	1	0	0	0	0	0	14
NORDSTRÖM Roger	30	GK	6	4	0	0	0	0	0	0.00	0	0	0	0	0	0	0	0	0
SALO Tommy	35	GK	6	2	0	0	0	0	0	0.00	0	0	0	0	0	0	0	0	0
SJÖDIN Tommy	2	RD	6	6	0	0	0	0	23	0.00	12	6	5	0	0	0	0	0	4
STILLMAN Fredrik	14	LD	6	6	1	1	0	2	18	5.56	8	4	5	0	0	0	0	0	0
SUNDIN Mats	13	RW	6	6	5	4	0	9	29	17.24	16	5	3	1	0	0	0	0	2
SVENSSON Magnus	8	LD	6	6	4	1	0	5	31	12.90	15	7	5	3	0	0	0	0	8
ÖRNSKOG Stefan	15	CE	6	6	1	2	0	3	9	11.11	5	2	1	0	0	0	0	0	2
DACKELL Andreas	12	RW	6	5	2	2	0	4	9	22.22	5	1	1	0	0	0	0	0	25
JÖNSSON Jörgen	20	CE	6	5	3	0	1	4	12	25.00	5	2	2	0	0	0	0	0	2
FORSLUND Tomas	27	LW	6	3	2	2	0	4	6	33.33	3	0	1	0	0	1	0	0	4
LIDSTRÖM Nicklas	4	LD	6	2	0	0	0	0	3	0.00	0	2	1	0	0	0	0	0	0

Family & Surname	AVG	2	5	10	GMP	DAC	BCH	SCH	BBL	BAC	SBL	PRE	PCL	LOP	PAP	POP	NEP	+/-	FO+	FO-	FO%
ANDERSSON Mikael	0.00	0	0	0	0	10	0	3	3	1	0	3	0	0	0	6	2	4	1	3	25.00
ANDERSSON Peter	.67	2	0	0	0	9	0	4	7	0	5	1	1	3	6	9	3	6	0	0	0.00
BERGLUND Charles	.33	1	0	0	0	11	3	1	5	1	1	2	2	3	1	8	5	3	49	42	53.85
BERGQVIST Jonas	.33	1	0	0	0	5	0	0	2	0	2	0	2	0	1	9	3	6	2	4	33.33
CARNBÄCK Patrik	1.33	4	0	0	0	9	2	1	2	0	0	6	2	3	1	3	5	-2	3	0	100.00
HEDBERG Johan	.67	2	0	0	0	4	0	2	2	1	1	1	0	0	3	10	5	5	0	0	0.00
JOHANSSON Mikael	0.00	0	0	0	0	0	0	0	0	0	0	0	0	0	0	0	0	0	0	0	0.00
JOHANSSON Roger	0.00	0	0	0	0	12	0	3	2	0	1	4	3	0	1	9	4	5	44	64	40.74
JUHLIN Patrik	.67	2	0	0	0	17	3	3	8	0	7	1	2	3	4	12	5	7	0	0	0.00
JÖNSSON Kenny	0.00	0	0	0	0	0	0	0	0	0	0	0	0	0	0	1	0	1	0	0	0.00
LARSSON Jan	1.00	3	0	0	0	9	2	1	4	0	1	5	2	1	5	6	3	3	0	0	0.00
NORDSTRÖM Roger	2.33	2	0	1	0	14	0	4	7	0	2	3	1	2	1	7	3	4	46	47	49.46
SALO Tommy	0.00	0	0	0	0	0	0	0	0	0	0	0	0	0	0	23	5	18	0	0	0.00
SJÖDIN Tommy	0.00	0	0	0	0	0	0	0	0	0	0	0	0	0	0	6	8	-2	0	0	0.00
STILLMAN Fredrik	.67	2	0	0	0	32	2	2	16	0	7	4	7	0	6	9	4	5	0	0	0.00
SUNDIN Mats	0.00	0	0	0	0	30	0	8	10	0	9	4	5	3	3	8	3	5	1	0	100.00
SVENSSON Magnus	.33	1	0	0	0	8	0	1	4	0	0	1	3	1	0	11	4	7	9	6	60.00
ÖRNSKOG Stefan	1.33	4	0	0	0	26	4	5	18	1	1	5	1	2	7	11	6	5	0	0	0.00
DACKELL Andreas	.33	1	0	0	0	6	1	2	1	1	0	4	1	0	4	6	3	3	27	25	51.92
JÖNSSON Jörgen	5.00	0	1	0	1	6	0	1	4	0	0	1	1	0	1	8	1	7	0	1	0.00
FORSLUND Tomas	.40	1	0	0	0	5	0	2	3	1	0	0	0	0	1	4	2	2	2	1	66.67
LIDSTRÖM Nicklas	0.00	0	0	0	0	2	0	0	0	0	0	1	1	0	0	4	1	3	0	0	0.00
	0.00	0	0	0	0	13	0	1	6	0	1	6	1	1	1	2	2	0	0	0	0.00

Family & Surname	No	Po	GP	PI	MIP	MPI%	SOG	GA	SVS	SVS%	GAA	GKC	SHGA	SO	AVG	2	5	10	GMP	GAP
HEDBERG Johan	1	GK	6	0	0.00	0.00	0	0	0	0.00	0.00	0.00	0	0	0.00	0	0	0	0	0
NORDSTRÖM Roger	30	GK	6	4	240.00	66.67	62	5	57	91.94	1.25	10.07	1	1	0.00	0	0	0	0	0
SALO Tommy	35	GK	6	2	120.00	33.33	56	8	48	85.71	4.00	57.16	0	0	0.00	0	0	0	0	0

Players by Team ITA

Including Game No.:32

Family & Surname	No	Po	GP	PI	G	A1	A2	PTS	S	SG%	SSG	SSP	SPG	PPG	SHG	GWG	GTG	GAP	PIM	AVG	2	5	10	GMP	DAC	BCH	SCH	BBL	BAC	SBL	PRE	PCL	LOP	PAP	POP	NEP	+/-	FO+	FO-	FO%
BARTOLONE Christ.-	29	RD	6	6	0	0	0	0	9	0.00	5	1	3	0	0	0	0	1	6	1.00	3	0	0	0	21	2	6	4	0	0	7	8	0	6	2	6	-4	0	1	0.00
BERALDO Paulo	8	RW	6	6	2	0	1	3	19	10.53	8	7	2	1	0	0	0	0	6	1.00	3	0	0	0	26	4	1	7	6	0	5	6	1	2	4	12	-8	4	0	100.00
BRUGNOLI Patrick	19	CE	6	5	0	0	0	0	3	0.00	1	1	1	0	0	0	0	1	2	.40	1	0	0	0	12	1	1	4	3	0	1	3	1	0	1	2	-1	1	0	100.00
CAMPESE Bruno	30	GK	6	0	0	0	0	0	0	0.00	0	0	0	0	0	0	0	0	0	0.00	0	0	0	0	0	0	0	0	0	0	0	0	0	0	0	0	0	0	0	0.00
CHITARRONI Mario	24	CE	6	6	1	1	0	2	14	7.14	9	1	3	0	0	0	0	1	12	2.00	6	0	0	0	54	10	9	2	4	2	7	20	0	0	5	8	-3	63	58	52.07
CIRCELLI Anthony	25	RD	6	6	2	0	0	2	20	10.00	9	6	3	1	0	0	0	0	2	.33	1	0	0	0	41	3	2	8	1	9	10	15	2	5	8	8	0	0	0	0.00
COMPLOI Georg	20	RD	6	6	0	0	0	0	7	0.00	2	3	2	0	0	0	0	0	14	2.33	7	0	0	0	25	4	4	12	0	3	5	6	2	7	5	11	-6	0	0	0.00
DA CORTE Luigi	47	LD	6	2	0	0	0	0	2	0.00	0	2	0	0	0	0	0	0	0	0.00	0	0	0	0	0	0	0	0	0	0	0	0	0	0	0	0	0	0	0	0.00
DE ANGELIS Michael	37	LD	6	6	0	3	0	3	17	0.00	4	7	6	0	0	0	0	0	0	0.00	0	0	0	0	39	0	9	6	0	1	11	14	1	1	8	4	4	0	1	0.00
DE GAETANO Philip	3	RD	6	6	0	0	1	1	15	0.00	8	6	1	0	0	0	0	0	4	.67	2	0	0	0	34	3	2	9	0	2	9	14	1	4	7	5	2	0	0	0.00
DELFINO David	33	GK	6	2	0	0	0	0	0	0.00	0	0	0	0	0	0	0	0	0	0.00	0	0	0	0	2	0	1	0	0	0	0	1	0	0	3	8	-5	0	0	0.00
DE TONI Lino	10	LW	6	6	0	0	0	0	1	0.00	0	1	0	0	0	0	0	0	2	.33	1	0	0	0	8	0	0	0	4	1	1	3	1	0	2	2	0	0	0	0.00
FIGLIUZZI Stefan	91	CE	6	6	3	0	0	3	9	33.33	3	0	3	0	0	1	0	2	10	1.67	5	0	0	0	32	2	6	5	3	2	11	4	0	1	4	7	-3	47	39	54.65
IOVIO Emilio	9	LW	6	6	1	0	0	1	18	5.56	12	2	3	0	0	0	0	0	4	.67	2	0	0	0	37	1	4	7	5	0	9	14	2	1	5	5	0	1	7	12.50
MARCHETTI Giovanni	23	LD	6	5	0	0	0	0	3	0.00	1	0	2	0	0	0	0	0	2	.40	1	0	0	0	7	0	0	6	0	0	4	1	1	3	2	4	-2	0	0	0.00
OBERRAUCH Robert	4	LD	6	6	0	1	0	1	14	0.00	8	3	3	0	0	0	0	1	8	1.33	4	0	0	0	35	5	5	4	0	2	14	22	10	7	7	6	1	0	0	0.00
ORLANDO Gaetano	17	CE	6	6	3	4	0	7	14	21.43	10	1	0	0	0	1	0	0	6	1.00	3	0	0	0	31	3	5	4	6	2	8	8	5	0	9	4	5	70	56	55.56
PAVLU Martin	28	RW	6	6	1	3	0	4	11	9.09	4	4	2	0	0	0	0	0	0	0.00	0	0	0	0	28	3	7	1	4	0	11	5	2	1	4	8	-4	2	2	50.00
RAMOSER Roland	11	RW	6	6	0	0	0	0	7	0.00	3	3	1	0	0	0	0	0	4	.67	2	0	0	0	13	2	1	1	1	0	2	6	0	0	2	2	0	0	0	0.00
ROSATI Michael	34	GK	6	4	0	0	0	0	0	0.00	0	0	0	0	0	0	0	0	0	0.00	0	0	0	0	2	0	0	0	0	0	0	2	0	0	16	14	2	0	0	0.00
SACRATINI Vezio	32	CE	6	5	1	0	0	1	5	20.00	0	3	1	0	0	0	0	0	4	.80	2	0	0	0	7	0	0	1	1	1	1	4	1	0	2	2	0	9	11	45.00
TOPATIGH Lucio	27	RW	6	6	4	0	0	4	17	23.53	4	1	8	1	0	1	0	0	8	1.33	4	0	0	0	21	5	6	1	3	0	6	3	1	2	8	2	6	0	1	0.00
ZARRILLO Bruno	16	LW	6	6	1	2	0	3	18	5.56	7	2	8	1	0	0	0	1	2	.33	1	0	0	0	24	1	7	4	6	1	4	6	3	2	9	5	4	2	0	100.00

Family & Surname	No	Po	GP	PI	MIP	MPI%	SOG	GA	SVS	SVS%	GAA	GKC	SHGA	SO	AVG	2	5	10	GMP	GAP
CAMPESE Bruno	30	GK	6	0	0.00	0.00	0	0	0	0.00	0.00	0.00	0	0	0.00	0	0	0	0	0
DELFINO David	33	GK	6	2	120.00	33.33	75	8	67	89.33	4.00	42.68	3	0	0.00	0	0	0	0	0
ROSATI Michael	34	GK	6	4	240.00	66.67	139	14	125	89.93	3.50	35.24	4	0	0.00	0	0	0	0	0

Team Standings

Including Game 32

Game Results Group A

	CAN	RUS	GER	AUT	ITA	GBR
CAN		3:1	3:2	6:1	4:1	8:2
RUS	1:3		6:0	4:1	7:0	12:3
GER	2:3	0:6		2:2	1:3	4:0
AUT	1:6	1:4	2:2		1:3	10:0
ITA	1:4	0:7	3:1	3:1		10:2
GBR	2:8	3:12	0:4	0:10	2:10	

Game Results Group B

	SWE	FIN	USA	CZE	FRA	NOR
SWE		3:5	6:2	4:1	6:0	3:3
FIN	5:3		7:2	4:4	8:1	5:1
USA	2:6	2:7		5:3	5:1	7:2
CZE	1:4	4:4	3:5		5:2	2:2
FRA	0:6	1:8	1:5	2:5		4:1
NOR	3:3	1:5	2:7	2:2	1:4	

Standing Group A

	GP	W	T	L	GF:GA	Pts
1. CAN	5	5	0	0	24:7	10
2. RUS	5	4	0	1	30:7	8
3. ITA	5	3	0	2	17:15	6
4. AUT	5	1	1	3	15:15	3
5. GER	5	1	1	3	9:14	3
6. GBR	5	0	0	5	7:44	0

Standing Group B

	GP	W	T	L	GF:GA	Pts
1. FIN	5	4	1	0	29:11	9
2. SWE	5	3	1	1	22:11	7
3. USA	5	3	0	2	21:19	6
4. CZE	5	1	2	2	15:17	4
5. FRA	5	1	0	4	8:25	2
6. NOR	5	0	2	3	9:21	2

Play Off Quarter Final

Game No. 31	RUS - USA	1:3
Game No. 32	SWE - ITA	7:2
Game No. 33	CAN - CZE	
Game No. 34	FIN - AUT	

Play Off Relegation

Game No. 35	GBR - NOR

Play Off Semi Final

Game No. 36	W31 - W34
Game No. 37	W32 - W33

Play Off Final

Final	W36 - W37
3./4. Place	L36 - L37

Gestetner

Team Statistics

Including Game 32

Scoring Efficiency

	GP	GF	SSG	SSP	SPG	S	SG%	R
CAN	5	24	143	55	62	284	8.45	5
SWE	6	29	183	59	54	325	8.92	3
RUS	6	31	216	70	76	393	7.89	6
FIN	5	29	138	44	46	257	11.28	1
GER	5	9	144	59	77	289	3.11	12
USA	6	24	138	46	42	250	9.60	2
CZE	5	15	179	41	64	299	5.02	9
AUT	5	15	131	37	45	228	6.58	7
FRA	5	8	91	36	43	178	4.49	10
ITA	6	19	98	54	52	223	8.52	4
NOR	5	9	88	30	31	158	5.70	8
[illegible]R	5	7	113	32	34	186	3.76	11

Fair Play Cup

2	5	10	GMP	PIM	AVG	R
29	0	0	0	58	11.60	2
28	1	1	1	91	15.17	*GMP*
52	0	2	0	124	20.67	10
29	1	0	0	63	12.60	4
28	0	0	1	76	15.20	*GMP*
46	1	0	0	97	16.17	8
18	0	0	0	36	7.20	1
33	0	0	0	66	13.20	5
33	0	1	0	76	15.20	6
48	0	0	0	96	16.00	7
29	0	0	0	58	11.60	2
47	0	0	0	94	18.80	9

Face Offs

+:-	FO%	R
196:128	60.49	1
184:193	48.81	7
172:211	44.91	10
172:177	49.28	6
167:137	54.93	2
228:200	53.27	3
168:181	48.14	8
132:171	43.56	12
165:154	51.72	5
199:176	53.07	4
168:183	47.86	9
138:177	43.81	11

Power Play

	GP	TPP	PPGF	PP%	M:S	PPGA	R
CAN	5	54.25	6	22.05	9.04	1	5
SWE	6	52.12	6	22.99	8.42	0	3
RUS	6	61.21	7	22.82	8.46	0	4
FIN	5	36.54	5	27.10	7.23	1	2
GER	5	73.51	5	13.54	14.46	0	9
USA	6	40.36	9	44.33	4.31	3	1
CZE	5	42.17	4	18.92	10.34	0	7
AUT	5	46.56	4	17.05	11.44	0	8
FRA	5	29.33	2	13.54	14.47	0	10
ITA	6	51.10	5	19.54	10.14	2	6
NOR	5	35.49	1	5.58	35.49	0	11
GBR	5	45.03	1	4.44	45.03	0	12

Short Hand

TSH	SHGA	PK%	M:S	SHGF	R
44.28	3	86.51	14.49	0	5
41.13	1	95.15	41.13	2	2
69.14	4	88.44	17.19	1	4
44.36	5	77.58	8.55	1	8
33.07	4	75.84	8.17	0	10
61.32	3	90.25	20.31	0	3
22.12	2	81.98	11.06	0	6
54.11	1	96.31	54.11	0	1
42.25	5	76.42	8.29	0	9
66.13	7	78.86	9.28	0	7
28.15	8	43.36	3.32	1	12
62.41	12	61.71	5.13	2	11

Spectators

Tot	AVG	R
26130	5226	3
18250	3041	7
28530	4755	4
8350	1670	9
30060	6012	1
14650	2441	8
7750	1550	10
19100	3820	5
4900	980	12
34070	5678	2
7100	1420	11
16930	3386	6

Goalkeeping

	GP	GA	SVS	SOG	SVS%	GAA	SO	ENG	GKC	R
CAN	5	7	118	125	94.40	1.40	0	1	7.84	1
SWE	6	13	105	118	88.98	2.17	1	0	23.91	4
RUS	6	10	145	155	93.55	1.67	2	1	10.77	2
[illegible]N	5	11	112	123	91.06	2.20	0	0	19.66	3
GER	5	14	95	109	87.16	2.80	1	0	35.95	7
USA	6	20	202	222	90.99	3.33	0	0	30.00	6
CZE	5	17	103	120	85.83	3.40	0	1	48.17	9
AUT	5	15	159	174	91.38	3.00	1	0	25.86	5
FRA	5	25	151	176	85.80	5.00	0	0	71.00	11
ITA	6	22	192	214	89.72	3.67	0	0	37.72	8
NOR	5	21	145	166	87.35	4.20	0	0	53.13	10
GBR	5	44	134	178	75.28	8.80	0	0	217.53	12

Defensive Activity

BCH	SCH	BBL	SBL	BAC	PRE	PCL	-LOP	-PAP	DAC	R
63	44	71	11	43	92	53	19	11	347	6
17	44	104	38	6	52	35	22	46	228	12
56	64	76	16	29	129	70	35	30	375	5
43	48	87	29	17	59	49	27	32	273	9
56	37	84	14	40	130	73	21	15	398	4
52	51	151	60	6	48	58	43	73	310	8
26	41	101	42	6	45	49	49	32	229	11
54	57	90	24	46	127	125	20	18	485	2
29	68	111	42	18	49	45	51	61	250	10
49	76	86	26	47	126	165	34	42	499	1
28	59	118	53	3	47	90	28	44	326	7
86	54	88	30	47	110	127	22	44	476	3

Spectators

Place	Total	Min	Max	AVG
Val di Fassa	23850	700	3200	1590
Bolzano-Bozen	70760	1200	7160	4717
Milano	13300	6200	7100	6650
TOTAL	107910			

Gestetner

Goalkeepers

Including Game No.:32

R.	Family & Surname	Team	No	GP	PI	MIP	MIP%	SOG	GA	SVS	SVS%	GAA	GKC	PIM	AVG	2	5	10	GWG	SHOA	SO
1.	SHTALENKOV Mikhail	RUS	1	6	6	296.16	82.48	130	5	125	96.15	1.01	3.88	0	0.00	0	0	0	0	3	2
2.	RANFORD Bill	CAN	30	5	3	180.00	60.00	77	4	73	94.81	1.33	6.90	0	0.00	0	0	0	0	3	0
3.	FISET Stephane	CAN	31	5	2	120.00	40.00	48	3	45	93.75	1.50	9.37	0	0.00	0	0	0	0	0	0
4.	NORDSTRÖM Roger	SWE	30	6	4	240.00	66.67	62	5	57	91.94	1.25	10.07	0	0.00	0	0	0	0	1	1
5.	PUSCHACHER Michael	AUT	23	5	4	237.73	79.41	135	8	127	94.07	2.01	11.91	2	.50	1	0	0	0	1	1
6.	HEBERT Guy	USA	1	6	5	280.00	77.78	173	12	161	93.06	2.57	17.83	0	0.00	0	0	0	0	2	0
7.	TUREK Roman	CZE	2	5	2	120.00	40.00	37	4	33	89.19	2.00	21.62	0	0.00	0	0	0	0	0	0
8.	MYLLYS Jarmo	FIN	35	5	4	240.00	80.00	103	10	93	90.29	2.50	24.27	2	.50	1	0	0	0	4	0
9.	HEISS Joseph	GER	30	5	3	179.20	59.78	61	8	53	86.89	2.68	35.13	0	0.00	0	0	0	0	2	0
10.	ROSATI Michael	ITA	34	6	4	240.00	66.67	139	14	125	89.93	3.50	35.24	0	0.00	0	0	0	0	4	0
11.	MERK Klaus	GER	27	5	2	120.00	40.00	48	6	42	87.50	3.00	37.50	0	0.00	0	0	0	0	2	1
12.	YLÖNEN Petri	FRA	29	5	5	263.50	87.94	159	18	141	88.68	4.09	46.29	0	0.00	0	0	0	0	5	0
13.	MARTHINSEN Jim	NOR	30	5	4	229.28	76.49	134	16	118	88.06	4.18	49.90	0	0.00	0	0	0	0	5	0
14.	BRIZA Petr	CZE	1	5	3	180.00	60.00	83	13	70	84.34	4.33	67.80	0	0.00	0	0	0	0	2	0
	SHIRGAZIEV Albert	RUS	30	6	3	22.32	6.26	6	0	6	100.00	0.00	0.00	0	0.00	0	0	0	0	0	2
	TAMMI Jukka	FIN	30	5	1	60.00	20.00	20	1	19	95.00	1.00	5.00	0	0.00	0	0	0	0	1	0
	DELFINO David	ITA	33	6	2	120.00	33.33	75	8	67	89.33	4.00	42.68	0	0.00	0	0	0	0	3	0
	SALO Tommy	SWE	35	6	2	120.00	33.33	56	8	48	85.71	4.00	57.16	0	0.00	0	0	0	0	0	0
	SCHISTAD Robert	NOR	1	5	2	70.32	23.51	32	5	27	84.38	4.25	66.38	0	0.00	0	0	0	0	3	0
	SUTTNIG Michael	AUT	1	5	1	60.00	20.00	39	6	33	84.62	6.00	92.28	0	0.00	0	0	0	0	0	0
	KUNTAR Les	USA	30	6	2	80.00	22.22	49	8	41	83.67	6.00	97.98	0	0.00	0	0	0	0	1	0
	IVANNIKOV Valeri	RUS	20	6	2	39.32	10.98	19	4	15	78.95	6.07	127.77	0	0.00	0	0	0	0	1	0
	MCKAY Martin	GBR	30	5	3	117.12	39.07	60	14	46	76.67	7.17	167.27	2	.67	1	0	0	0	4	0
	MCCRONE John	GBR	1	5	3	104.82	35.12	75	18	57	76.00	10.25	246.00	0	0.00	0	0	0	0	4	0
	HANSON Moray	GBR	29	5	2	77.26	25.81	43	12	31	72.09	9.30	259.56	0	0.00	0	0	0	0	3	0
	VALLIERE Michel	FRA	31	5	1	36.10	12.06	17	6	11	64.71	9.95	351.13	0	0.00	0	0	0	0	0	0

SELIGER Marc	GER	40	5	
CAMPESE Bruno	ITA	30	6	
DALPIAZ Claus	AUT	31	5	
LITTMAN David	USA	29	6	
KUIVALAINEN Pasi	FIN	1	5	
LHENRY Fabrice	FRA	30	5	
ALLMAN Steve	NOR	35	5	
BIEGL Radek	CZE	30	5	
HEDBERG Johan	SWE	1	6	

Gestetner

Most Penalized Players

Including Game No.:32

R	Family & Surname	Team	No	Po	GP	PI	2	5	10	GMP	PIM	AVG	GAP	G	A	PTS	+/-	DAC
1.	DACKELL Andreas	SWE	12	RW	6	5	0	1	0	1	25	5.00	0	2	2	4	7	6
2.	BENDA Jan	GER	32	RW	5	5	2	0	0	1	24	4.80	0	0	0	0	-4	15
3.	KOZLOV Viatcheslav	RUS	18	LW	6	1	2	0	0	0	4	4.00	0	0	0	0	0	2
4.	PAJONKOWSKI Franck	FRA	32	CE	5	5	4	0	1	0	18	3.60	0	1	1	2	-4	10
5.	ULANOV Igor	RUS	28	LD	6	6	5	0	1	0	20	3.33	0	1	0	1	1	45
6.	LILLEY John	USA	19	RW	6	6	6	1	0	0	17	2.83	3	1	0	1	1	6
7.	VILLE Christophe	FRA	21	CE	5	3	4	0	0	0	8	2.67	1	0	1	1	1	7
8.	HOPE Shannon	GBR	6	LD	5	5	6	0	0	0	12	2.40	3	0	0	0	-8	25
9.	COMPLOI Georg	ITA	20	RD	6	6	7	0	0	0	14	2.33	0	0	0	0	-6	25
9.	WEIGHT Doug	USA	9	CE	6	6	7	0	0	0	14	2.33	1	0	4	4	2	11
9.	LARSSON Jan	SWE	17	CE	6	6	2	0	1	0	14	2.33	0	0	2	2	4	14
12.	KAMENSKY Valeri	RUS	13	RW	6	6	1	0	1	0	12	2.00	0	5	5	10	12	16
12.	LEMOINE Jean-Phili	FRA	16	LD	5	4	4	0	0	0	8	2.00	1	0	0	0	-5	22
12.	CHITARRONI Mario	ITA	24	CE	6	6	6	0	0	0	12	2.00	1	1	1	2	-3	54
12.	GÜNTNER Michael	AUT	32	LD	5	5	5	0	0	0	10	2.00	1	0	0	0	4	35
12.	STRAKA Martin	CZE	11	CE	5	2	2	0	0	0	4	2.00	0	0	0	0	-1	7
12.	O'CONNER Michael	GBR	3	LD	5	5	5	0	0	0	10	2.00	1	0	0	0	-9	16
12.	HOHENBERGER Herber	AUT	30	LD	5	5	5	0	0	0	10	2.00	0	1	2	3	-2	36
12.	PODEIN Shjon	USA	13	LW	6	6	6	0	0	0	12	2.00	0	3	1	4	4	16
12.	YUSKEVICH Dmitri	RUS	2	RD	6	6	6	0	0	0	12	2.00	0	1	2	3	6	38
12.	RUUTTU Christian	FIN	22	CE	5	1	1	0	0	0	2	2.00	1	0	0	0	-1	0
12.	JAKOBSEN Tommy	NOR	7	RD	5	4	4	0	0	0	8	2.00	1	0	0	0	-5	31
23.	STRÖMBERG Mika	FIN	26	RD	5	5	2	1	0	0	9	1.80	0	1	2	3	3	43
24.	FIGLIUZZI Stefan	ITA	91	CE	6	6	5	0	0	0	10	1.67	2	3	0	3	-3	32
24.	NEATON Pat	USA	6	LD	6	6	5	0	0	0	10	1.67	0	2	0	2	0	30

Top Scorers

Including Game No.:32

R	Family & Surname	Team	No	Po	GP	PI	G	A1	A2	PTS	S	SG%	SBG	SSP	SPG	PPG	SHG	GWG	GTG	PIM	AVG	2	5	10	GMP	GAP	POP	NEP	+/-	FO+	FO-	FO%	DAC
1.	KAMENSKY Valeri	RUS	13	RW	6	6	5	4	1	10	41	12.20	18	7	11	1	0	0	0	12	2.00	1	0	1	0	0	15	3	12	2	4	33.33	16
2.	SUNDIN Mats	SWE	13	RW	6	6	5	4	0	9	29	17.24	16	5	3	1	0	0	0	2	.33	1	0	0	0	0	11	4	7	9	6	60.00	8
3.	FEDULOV Igor	RUS	11	LW	6	6	4	3	2	9	22	18.18	13	3	2	2	0	0	0	6	1.00	3	0	0	0	0	12	1	11	46	45	50.55	19
4.	KOIVU Saku	FIN	11	CE	5	5	4	2	2	8	18	22.22	9	3	2	1	0	0	0	4	.80	2	0	0	0	0	13	4	9	39	39	50.00	5
5.	KOVALENKO Andrei	RUS	26	LW	6	6	3	2	3	8	23	13.04	11	4	5	1	0	1	0	2	.33	1	0	0	0	0	14	4	10	11	10	52.38	15
6.	KURRI Jari	FIN	17	RW	5	5	3	4	1	8	19	15.79	9	1	6	0	0	2	0	0	0.00	0	0	0	0	0	10	2	8	1	2	33.33	15
7.	KARIYA Paul	CAN	27	LW	5	5	3	4	1	8	10	30.00	3	1	3	0	0	0	0	2	.40	1	0	0	0	0	10	2	8	0	0	0.00	9
8.	JANNEY Craig	USA	15	CE	6	5	1	5	2	8	5	20.00	2	1	1	1	0	0	0	0	0.00	0	0	0	0	0	10	8	2	52	38	57.78	4
9.	ORLANDO Gaetano	ITA	17	CE	6	6	3	4	0	7	14	21.43	10	1	0	0	0	1	0	6	1.00	3	0	0	0	0	9	4	5	70	56	55.56	31
10.	HANSSON Roger	SWE	11	LW	6	6	3	3	0	6	27	11.11	15	6	3	0	0	2	0	4	.67	2	0	0	0	1	10	5	5	0	0	0.00	4
11.	BERGQVIST Jonas	SWE	18	LW	6	6	2	2	2	6	26	7.69	17	3	4	0	1	0	0	2	.33	1	0	0	0	0	9	3	6	2	4	33.33	5
12.	YOUNG Scott	USA	23	RW	6	6	4	1	0	5	35	11.43	18	5	8	2	0	1	0	2	.33	1	0	0	0	0	11	2	9	7	3	70.00	16
13.	SVENSSON Magnus	SWE	8	LD	6	6	4	1	0	5	31	12.90	15	7	5	3	0	0	0	8	1.33	4	0	0	0	0	11	6	5	0	0	0.00	26
14.	LINDSAY Bill	USA	21	LW	6	5	4	1	0	5	14	28.57	6	3	1	2	0	1	0	2	.40	1	0	0	0	1	8	4	4	2	1	66.67	4
15.	SAKIC Joe	CAN	19	CE	5	5	4	1	0	5	15	26.67	6	3	2	2	0	1	0	0	0.00	0	0	0	0	0	7	3	4	35	23	60.34	13
16.	SWEENEY Tim	USA	12	LW	6	6	3	2	0	5	15	20.00	8	1	3	1	0	1	0	0	0.00	0	0	0	0	0	8	11	-3	27	38	41.54	3
17.	LEHTINEN Jere	FIN	20	RW	5	5	2	3	0	5	20	10.00	14	1	3	0	0	0	0	0	0.00	0	0	0	0	0	12	4	8	0	2	0.00	12
18.	BJAKIN Ilja	RUS	6	LD	6	6	2	3	0	5	27	7.41	16	5	4	0	1	2	0	2	.33	1	0	0	0	0	10	5	5	0	0	0.00	17
19.	BERGLUND Charles	SWE	22	CE	6	6	2	2	1	5	13	15.38	7	0	4	0	0	0	0	2	.33	1	0	0	0	0	8	5	3	49	42	53.85	11
20.	HELMINEN Raimo	FIN	14	CE	5	5	1	1	3	5	5	20.00	4	0	0	1	0	0	0	0	0.00	0	0	0	0	0	11	3	8	50	33	60.24	13
21.	TOPATIGH Lucio	ITA	27	RW	6	6	4	0	0	4	17	23.53	4	1	8	1	0	1	0	8	1.33	4	0	0	0	0	8	2	6	0	1	0.00	21
22.	KALT Dieter	AUT	74	LW	5	5	4	0	0	4	12	33.33	2	3	3	2	0	0	0	0	0.00	0	0	0	0	0	5	3	2	0	0	0.00	23
23.	KAPANEN Sami	FIN	24	LW	5	5	3	1	0	4	18	16.67	9	3	3	0	0	1	0	0	0.00	0	0	0	0	0	9	3	6	0	2	0.00	12
24.	SANDERSON Geoff	CAN	8	CE	5	5	3	1	0	4	21	14.29	12	3	3	0	0	1	0	6	1.20	3	0	0	0	0	6	2	4	1	1	50.00	15
25.	PODEIN Shjon	USA	13	LW	6	6	3	1	0	4	12	25.00	7	0	2	0	0	0	0	12	2.00	6	0	0	0	0	9	5	4	11	13	45.83	16
26.	SHANAHAN Brendan	CAN	14	LW	5	3	3	1	0	4	19	15.79	10	4	2	1	0	1	0	4	1.33	2	0	0	0	0	6	3	3	8	5	61.54	7
27.	JÖNSSON Jörgen	SWE	20	CE	6	5	3	0	1	4	12	25.00	5	2	2	0	0	0	0	2	.40	1	0	0	0	0	4	2	2	2	1	66.67	5
28.	ZEMLICKA Richard	CZE	13	LW	5	5	3	0	1	4	16	18.75	8	2	3	0	0	0	0	4	.80	2	0	0	0	0	5	4	1	0	3	0.00	5
29.	DACKELL Andreas	SWE	12	RW	6	5	2	2	0	4	9	22.22	5	1	1	0	0	0	0	25	5.00	0	1	0	1	0	8	1	7	0	1	0.00	6
30.	RUCINSKY Martin	CZE	24	LW	5	5	2	2	0	4	23	8.70	17	1	3	1	0	0	0	6	1.20	3	0	0	0	2	7	3	4	1	2	33.33	13
31.	FORSLUND Tomas	SWE	27	LW	6	3	2	2	0	4	6	33.33	3	0	1	0	0	1	0	4	1.33	2	0	0	0	0	4	1	3	0	0	0.00	2
32.	PAVLU Martin	ITA	28	RW	6	6	1	3	0	4	11	9.09	4	4	2	0	0	0	0	0	0.00	0	0	0	0	0	4	8	-4	2	2	50.00	28
33.	ARNOTT Jason	CAN	7	CE	5	5	0	3	1	4	19	0.00	12	5	2	0	0	0	0	6	1.20	3	0	0	0	0	10	2	8	43	36	54.43	22
34.	WEIGHT Doug	USA	9	CE	6	6	0	4	0	4	12	0.00	10	1	1	0	0	0	0	14	2.33	7	0	0	0	1	6	4	2	50	46	52.08	11
35.	BURE Valeri	RUS	23	LW	6	6	3	0	0	3	25	12.00	14	4	4	1	0	0	0	2	.33	1	0	0	0	0	9	0	9	0	1	0.00	8
36.	PELTONEN Ville	FIN	16	LW	5	5	3	0	0	3	15	20.00	6	4	2	0	0	0	0	4	.80	2	0	0	0	0	11	3	8	1	5	16.67	6
37.	KUCERA Jiri	CZE	14	CE	5	5	3	0	0	3	11	27.27	4	1	3	2	0	1	0	0	0.00	0	0	0	0	0	4	3	1	44	58	43.14	6
38.	KÖPF Ernst	GER	33	RW	5	5	3	0	0	3	24	12.50	12	2	7	2	0	0	0	0	0.00	0	0	0	0	0	5	4	1	0	0	0.00	16
39.	FIGLIUZZI Stefan	ITA	91	CE	6	6	3	0	0	3	9	33.33	3	0	3	0	0	1	0	10	1.67	5	0	0	0	2	4	7	-3	47	39	54.65	32
40.	KIPRUSOFF Marko	FIN	2	LD	5	5	2	1	0	3	20	10.00	10	5	3	1	0	0	0	0	0.00	0	0	0	0	0	13	2	11	0	0	0.00	12
41.	JUTILA Timo	FIN	5	RD	5	5	2	1	0	3	17	11.76	9	4	2	0	1	0	0	2	.40	1	0	0	0	1	8	2	6	1	0	100.00	33
42.	RICCI Mike	CAN	10	CE	5	5	2	1	0	3	8	25.00	4	1	1	0	0	0	0	4	.80	2	0	0	0	0	6	1	5	55	27	67.07	16
43.	BRIND'AMOUR Rod	CAN	17	CE	5	5	2	0	1	3	11	18.18	6	2	1	1	0	0	0	2	.40	1	0	0	0	0	6	1	5	39	27	59.09	30
44.	BEREZIN Sergei	RUS	29	RW	6	6	2	1	0	3	31	6.45	19	5	5	1	0	0	0	2	.33	1	0	0	0	0	7	3	4	3	2	60.00	16
45.	EMERSON Nelson	CAN	18	CE	5	5	2	1	0	3	12	16.67	5	1	4	1	0	1	0	0	0.00	0	0	0	0	0	4	1	3	2	3	40.00	12
46.	DOLEZAL Jiri	CZE	26	LW	5	5	2	1	0	3	13	15.38	7	3	1	0	0	0	0	0	0.00	0	0	0	0	0	5	4	1	0	1	0.00	18
47.	MÜHR Manfred	AUT	13	LW	5	5	2	1	0	3	15	13.33	11	2	0	0	0	0	0	4	.80	2	0	0	0	0	5	5	0	5	4	55.56	21
48.	CONWAY Kevin	GBR	17	RW	5	5	2	1	0	3	12	16.67	7	3	0	0	0	0	0	6	1.20	3	0	0	0	1	4	6	-2	1	1	50.00	11
49.	BERALDO Paulo	ITA	8	RW	6	6	2	0	1	3	19	10.53	8	7	2	1	0	0	0	6	1.00	3	0	0	0	0	4	12	-8	4	0	100.00	26
50.	SMIRNOV Alexander	RUS	5	LD	6	6	1	1	1	3	15	6.67	7	5	2	0	0	0	0	4	.67	2	0	0	0	1	8	2	6	0	0	0.00	10

Most Fair Players

Including Game No.:32

R	Family & Surname	Team	No	Po	GP	PI	2	5	10	GWP	PIM	AVG	GAP	G	A	PTS	+/-	DAC
1.	KURRI Jari	FIN	17	RW	5	5	0	0	0	0	0	0.00	0	3	5	8	8	15
1.	JANNEY Craig	USA	15	CE	6	5	0	0	0	0	0	0.00	0	1	7	8	2	4
3.	SWEENEY Tim	USA	12	LW	6	6	0	0	0	0	0	0.00	0	3	2	5	-3	3
4.	SAKIC Joe	CAN	19	CE	5	5	0	0	0	0	0	0.00	0	4	1	5	4	13
4.	LEHTINEN Jere	FIN	20	RW	5	5	0	0	0	0	0	0.00	0	2	3	5	8	12
4.	HELMINEN Raimo	FIN	14	CE	5	5	0	0	0	0	0	0.00	0	1	4	5	8	13
7.	PAVLU Martin	ITA	28	RW	6	6	0	0	0	0	0	0.00	0	1	3	4	-4	28
8.	KAPANEN Sami	FIN	24	LW	5	5	0	0	0	0	0	0.00	0	3	1	4	6	12
8.	KALT Dieter	AUT	74	LW	5	5	0	0	0	0	0	0.00	0	4	0	4	2	23
10.	DE ANGELIS Michael	ITA	37	LD	6	6	0	0	0	0	0	0.00	0	0	3	3	4	39
11.	KIPRUSOFF Marko	FIN	2	LD	5	5	0	0	0	0	0	0.00	0	2	1	3	11	12
11.	BURTON James	AUT	6	LD	5	5	0	0	0	0	0	0.00	0	1	2	3	3	31
11.	BERANEK Josef	CZE	29	CE	5	5	0	0	0	0	0	0.00	0	1	2	3	2	7
11.	EMERSON Nelson	CAN	18	CE	5	5	0	0	0	0	0	0.00	0	2	1	3	3	12
11.	KUCERA Jiri	CZE	14	CE	5	5	0	0	0	0	0	0.00	0	3	0	3	1	6
11.	DOLEZAL Jiri	CZE	26	LW	5	5	0	0	0	0	0	0.00	0	2	1	3	1	18
11.	KÖPF Ernst	GER	33	RW	5	5	0	0	0	0	0	0.00	0	3	0	3	1	16
18.	WOLANIN Craig	USA	2	LD	6	6	0	0	0	0	0	0.00	0	2	0	2	-1	21
18.	STILLMAN Fredrik	SWE	14	LD	6	6	0	0	0	0	0	0.00	0	1	1	2	5	30
18.	ANDERSSON Mikael	SWE	23	RW	6	6	0	0	0	0	0	0.00	0	2	0	2	4	10
21.	RATH Marius	NOR	37	LW	5	5	0	0	0	0	0	0.00	0	2	0	2	1	5
21.	JANECKY Otakar	CZE	20	RW	5	5	0	0	0	0	0	0.00	0	0	2	2	0	5
21.	KNUTSEN Espen	NOR	41	CE	5	5	0	0	0	0	0	0.00	0	2	0	2	-5	21
21.	KASTAK Kamil	CZE	12	LW	5	5	0	0	0	0	0	0.00	0	1	1	2	-4	10
21.	LEMARQUE Eric	FRA	18	LW	5	5	0	0	0	0	0	0.00	0	1	1	2	-3	9

Penalty Statistics (Caused by / against)

Including Game 32

Offence	Caused by CAN	SWE	RUS	FIN	GER	USA	CZE	AUT	FRA	ITA	NOR	GBR	Caused against CAN	SWE	RUS	FIN	GER	USA	CZE	AUT	FRA	ITA	NOR	GBR	Sum
[illegible]	2			1		1			11	1		2	11	1		3		1			1		1		17
BTT-E	13	24	21	13	2	22	12	31	12	15	2	2	13	13	3	42	23	33	2	2	2	23	13		141
CHARGE				1				3				1	1			1	1				1			1	29
CROSS			4			21		1	1	3			1			11					1		1	5
DBH-E				1									1	3	1	11	1	11			2		2		122
DELAY					1																				2
DIS-INJ														1											2
DISPL-H																									1
ELBOW																									1
EQ-E																									1
EQ-P																									1
FIST																									1
HI																									1
HI-MISC																									1
HI-MISC																									1
HOO-P																									1
HI-ST																									1
HOLD																									1
HOOK																									1
ILL-EQ																									1
ILL-ST																									1
INTERF																									1
INTER-SP																									1
KICK																									1
KNEE																									1
L-FLA																									1
L-PEN																									1
MISCH																									1
MISC																									1
MISST																									1
MS-L																									1
[illegible]																									1
PUCK-FR																									1
PUCK-H																									1
PUCK-OUT																									1
REFUSE																									1
SLASH																									1
SPEAR																									1
START-L																									1
TEA-M																									1
THRO-P																									1
THRO-ST																									1
TRIP																									1
UNSPORT																									1
Sum	29	31	55	30	29	47	18	33	34	48	29	47	38	37	52	28	49	40	29	29	25	40	30	33	430

Gestetner

Top Scorers

Including Game No.:3

R	Family & Surname	Team	No	Po	GP	PI	G	A1	A2	PTS	S	SG%	SBG	SBP	SPG	PPG	SHG	GWG	GTG	PIM	AVG	2	5	10	GMP	GAP	POP	NEP	+/-	FO+	FO-	FO%	DAC
1.	KAMENSKY Valeri	RUS	13	RW	6	6	5	4	1	10	41	12.20	18	7	11	1	0	0	0	12	2.00	1	0	1	0	0	15	3	12	2	4	33.33	16
2.	SUNDIN Mats	SWE	13	RW	6	6	5	4	0	9	29	17.24	16	5	3	1	0	0	0	2	.33	1	0	0	0	0	11	4	7	9	6	60.00	8
3.	FEDULOV Igor	RUS	11	LW	6	6	4	3	2	9	22	18.18	13	3	2	2	0	0	0	6	1.00	3	0	0	0	0	12	1	11	46	45	50.55	19
4.	KOIVU Saku	FIN	11	CE	5	5	4	2	2	8	18	22.22	9	3	2	1	0	0	0	4	.80	2	0	0	0	0	13	4	9	39	39	50.00	5
5.	KOVALENKO Andrei	RUS	26	LW	6	6	3	2	3	8	23	13.04	11	4	5	1	0	1	0	2	.33	1	0	0	0	0	14	4	10	11	10	52.38	15
6.	KURRI Jari	FIN	17	RW	5	5	3	4	1	8	19	15.79	9	1	6	0	0	2	0	0	0.00	0	0	0	0	0	10	2	8	1	2	33.33	15
7.	KARIYA Paul	CAN	27	LW	5	5	3	4	1	8	10	30.00	3	1	3	0	0	0	0	2	.40	1	0	0	0	0	10	2	8	0	0	0.00	9
8.	JANNEY Craig	USA	15	CE	6	5	1	5	2	8	5	20.00	2	1	1	1	0	0	0	0	0.00	0	0	0	0	0	10	8	2	52	38	57.78	4
9.	ORLANDO Gaetano	ITA	17	CE	6	6	3	4	0	7	14	21.43	10	1	0	0	0	1	0	6	1.00	3	0	0	0	0	9	4	5	70	56	55.56	31
10.	HANSSON Roger	SWE	11	LW	6	6	3	3	0	6	27	11.11	15	6	3	0	0	2	0	4	.67	2	0	0	0	1	10	5	5	0	0	0.00	4
11.	BERGQVIST Jonas	SWE	18	LW	6	6	2	2	2	6	26	7.69	17	3	4	0	1	0	0	2	.33	1	0	0	0	0	9	3	6	2	4	33.33	5
12.	YOUNG Scott	USA	23	RW	6	6	4	1	0	5	35	11.43	18	5	8	2	0	1	0	2	.33	1	0	0	0	0	11	2	9	7	3	70.00	16
13.	SVENSSON Magnus	SWE	8	LD	6	6	4	1	0	5	31	12.90	15	7	5	3	0	0	0	8	1.33	4	0	0	0	0	11	6	5	0	0	0.00	26
14.	LINDSAY Bill	USA	21	LW	6	5	4	1	0	5	14	28.57	6	3	1	2	0	1	0	2	.40	1	0	0	0	1	8	4	4	2	1	66.67	4
15.	SAKIC Joe	CAN	19	CE	5	5	4	1	0	5	15	26.67	6	3	2	2	0	1	0	0	0.00	0	0	0	0	0	7	3	4	35	23	60.34	13
16.	SWEENEY Tim	USA	12	LW	6	6	3	2	0	5	15	20.00	8	1	3	1	0	1	0	0	0.00	0	0	0	0	0	8	11	-3	27	38	41.54	3
17.	LEHTINEN Jere	FIN	20	RW	5	5	2	3	0	5	20	10.00	14	1	3	0	0	0	0	0	0.00	0	0	0	0	0	12	4	8	0	2	0.00	12
18.	BJAKIN Ilja	RUS	6	LD	6	6	2	3	0	5	27	7.41	16	5	4	0	1	2	0	2	.33	1	0	0	0	0	10	5	5	0	0	0.00	17
19.	BERGLUND Charles	SWE	22	CE	6	6	2	2	1	5	13	15.38	7	0	4	0	0	0	0	2	.33	1	0	0	0	0	8	5	3	49	42	53.85	11
20.	HELMINEN Raimo	FIN	14	CE	5	5	1	1	3	5	5	20.00	4	0	0	1	0	0	0	0	0.00	0	0	0	0	0	11	3	8	50	33	60.24	13
21.	TOPATIGH Lucio	ITA	27	RW	6	6	4	0	0	4	17	23.53	4	1	8	1	0	1	0	8	1.33	4	0	0	0	0	8	2	6	0	1	0.00	21
22.	KALT Dieter	AUT	74	LW	5	5	4	0	0	4	12	33.33	2	3	3	2	0	0	0	0	0.00	0	0	0	0	0	5	3	2	0	0	0.00	23
23.	KAPANEN Sami	FIN	24	LW	5	5	3	1	0	4	18	16.67	9	3	3	0	0	1	0	0	0.00	0	0	0	0	0	9	3	6	0	2	0.00	12
24.	SANDERSON Geoff	CAN	8	CE	5	5	3	1	0	4	21	14.29	12	3	3	0	0	1	0	6	1.20	3	0	0	0	0	6	2	4	1	1	50.00	15
25.	PODEIN Shjon	USA	13	LW	6	6	3	1	0	4	12	25.00	7	0	2	0	0	0	0	12	2.00	6	0	0	0	0	9	5	4	11	13	45.83	16
26.	SHANAHAN Brendan	CAN	14	LW	5	3	3	1	0	4	19	15.79	10	4	2	1	0	1	0	4	1.33	2	0	0	0	0	6	3	3	8	5	61.54	7
27.	JÖNSSON Jörgen	SWE	20	CE	6	5	3	0	1	4	12	25.00	5	2	2	0	0	0	0	2	.40	1	0	0	0	0	4	2	2	2	1	66.67	5
28.	ZEMLICKA Richard	CZE	13	LW	5	5	3	0	1	4	16	18.75	8	2	3	0	0	0	0	4	.80	2	0	0	0	0	5	4	1	0	3	0.00	5
29.	DACKELL Andreas	SWE	12	RW	6	5	2	2	0	4	9	22.22	5	1	1	0	0	0	0	25	5.00	0	1	0	1	0	8	1	7	0	1	0.00	6
30.	RUCINSKY Martin	CZE	24	LW	5	5	2	2	0	4	23	8.70	17	1	3	1	0	0	0	6	1.20	3	0	0	0	2	7	3	4	1	2	33.33	13
31.	FORSLUND Tomas	SWE	27	LW	6	3	2	2	0	4	6	33.33	3	0	1	0	0	1	0	4	1.33	2	0	0	0	0	4	1	3	0	0	0.00	2
32.	PAVLU Martin	ITA	28	RW	6	6	1	3	0	4	11	9.09	4	4	2	0	0	0	0	0	0.00	0	0	0	0	0	4	8	-4	2	2	50.00	28
33.	ARNOTT Jason	CAN	7	CE	5	5	0	3	1	4	19	0.00	12	5	2	0	0	0	0	6	1.20	3	0	0	0	0	10	2	8	43	36	54.43	22
34.	WEIGHT Doug	USA	9	CE	6	6	0	4	0	4	12	0.00	10	1	1	0	0	0	0	14	2.33	7	0	0	0	1	6	4	2	50	46	52.08	11
35.	BURE Valeri	RUS	23	LW	6	6	3	0	0	3	25	12.00	14	4	4	1	0	0	0	2	.33	1	0	0	0	0	9	0	9	0	1	0.00	8
36.	PELTONEN Ville	FIN	16	LW	5	5	3	0	0	3	15	20.00	6	4	2	0	0	0	0	4	.80	2	0	0	0	0	11	3	8	1	5	16.67	6
37.	KUCERA Jiri	CZE	14	CE	5	5	3	0	0	3	11	27.27	4	1	3	2	0	1	0	0	0.00	0	0	0	0	0	4	3	1	44	58	43.14	6
38.	KÖPF Ernst	GER	33	RW	5	5	3	0	0	3	24	12.50	12	2	7	2	0	0	0	0	0.00	0	0	0	0	0	5	4	1	0	0	0.00	16
39.	FIGLIUZZI Stefan	ITA	91	CE	6	6	3	0	0	3	9	33.33	3	0	3	0	0	1	0	10	1.67	5	0	0	0	2	4	7	-3	47	39	54.65	32
40.	KIPRUSOFF Marko	FIN	2	LD	5	5	3	1	0	3	20	10.00	10	5	3	1	0	0	0	0	0.00	0	0	0	0	0	13	2	11	0	0	0.00	12
41.	JUTILA Timo	FIN	5	RD	5	5	2	1	0	3	17	11.76	9	4	2	0	1	0	0	2	.40	1	0	0	0	1	8	2	6	1	0	100.00	33
42.	RICCI Mike	CAN	10	CE	5	5	2	1	0	3	8	25.00	4	1	1	0	0	0	0	4	.80	2	0	0	0	0	6	1	5	55	27	67.07	16
43.	BRIND'AMOUR Rod	CAN	17	CE	5	5	2	0	1	3	11	18.18	6	2	1	1	0	0	0	2	.40	1	0	0	0	0	6	1	5	39	27	59.09	30
44.	BEREZIN Sergei	RUS	29	RW	6	6	2	1	0	3	31	6.45	19	5	5	1	0	0	0	2	.33	1	0	0	0	0	7	3	4	3	2	60.00	16
45.	EMERSON Nelson	CAN	18	CE	5	5	2	1	0	3	12	16.67	5	1	4	1	0	1	0	0	0.00	0	0	0	0	0	4	1	3	2	3	40.00	12
46.	DOLEZAL Jiri	CZE	26	LW	5	5	2	1	0	3	13	15.38	7	3	1	0	0	0	0	0	0.00	0	0	0	0	0	5	4	1	0	1	0.00	18
47.	MÜHR Manfred	AUT	13	LW	5	5	2	1	0	3	15	13.33	11	2	0	0	0	0	0	4	.80	2	0	0	0	0	5	5	0	5	4	55.56	21
48.	CONWAY Kevin	GBR	17	RW	5	5	2	1	0	3	12	16.67	7	3	0	0	0	0	0	6	1.20	3	0	0	0	1	4	6	-2	1	1	50.00	11
49.	BERALDO Paulo	ITA	8	RW	6	6	2	0	1	3	19	10.53	8	7	2	1	0	0	0	6	1.00	3	0	0	0	0	4	12	-8	4	0	100.00	26
50.	SMIRNOV Alexander	RUS	5	LD	6	6	1	1	1	3	15	6.67	7	5	2	0	0	0	0	4	.67	2	0	0	0	1	8	2	6	0	0	0.00	10

Gestetner

Defensive Activity

Including Game No.:32

#	Family & Surname	Team	No	Po	GP	PI	G	A1	A2	Pts.	AG	BCH	BCR	BBL	SBL	PRE	PCH	LOP	PAP	PIM	AVG	2		GWG	GAP	POP	REP	+/-	PO+	PO-	POV
1.	CHITARRONI Mario	ITA	24	CE	6	6	1	1	0	2	54	19	9	2	2	7	20	0	0	12	2.00	6	0	0	0	1	5	8	-3	63	58	52.07
2.	COOPER Stephen	GBR	5	LD	5	5	0	0	0	0	48	10	8	10	2	11	15	2	7	0	0.00	0	0	0	0	0	3	12	-9	0	0	0.00
3.	ULANOV Igor	RUS	28	LD	6	6	1	0	0	1	45	15	4	8	2	14	7	3	2	20	3.33	5	0	1	0	0	5	4	1	0	0	0.00
4.	SHEA Michael	AUT	24	LD	5	5	0	1	0	1	44	2	7	11	1	12	12	8	1	0	0.00	0	0	0	0	0	3	3	0	0	0	0.00
5.	STRÖMBERG Mika	FIN	26	RD	5	5	1	1	1	3	43	14	5	18	3	2	6	0	6	9	1.80	2	1	0	0	0	8	5	3	0	0	0.00
6.	CHAMBERS Shawn	USA	4	LD	6	6	0	1	2	3	43	8	6	17	8	6	9	4	9	4	.67	2	0	0	0	0	10	10	0	0	0	0.00
7.	HILL Sean	USA	28	RD	6	6	0	0	2	2	43	7	6	14	10	6	8	4	4	4	.67	2	0	0	0	0	5	2	3	0	0	0.00
8.	ANDERSEN BÖE Carl	NOR	4	RD	5	5	0	1	0	1	42	6	6	23	3	5	6	1	6	6	1.20	3	0	0	0	1	5	3	2	0	0	0.00
9.	CIRCELLI Anthony	ITA	25	RD	6	6	2	0	0	2	41	3	2	8	9	10	15	2	5	2	.33	1	0	0	0	0	8	8	0	0	0	0.00
10.	MORRIS Frank	GBR	24	CE	5	5	0	0	0	0	40	4	0	6	4	12	7	2	1	8	1.60	4	0	0	0	2	2	13	-11	4	4	50.00
11.	DE ANGELIS Michael	ITA	37	LD	6	6	0	3	0	3	39	8	9	6	1	11	14	1	1	0	0.00	0	0	0	0	0	8	4	4	0	1	0.00
12.	GULDA Peter	GER	8	LD	5	5	0	2	0	2	39	9	3	9	2	13	4	0	1	2	.40	1	0	0	0	0	4	3	1	0	0	0.00
13.	YUSKEVICH Dmitri	RUS	2	RD	6	6	1	1	1	3	38	7	8	7	2	11	8	2	3	12	2.00	6	0	0	0	0	10	4	6	0	0	0.00
14.	MEYER Jayson	GER	35	RD	5	5	1	0	0	1	38	4	1	7	1	19	9	1	2	6	1.20	3	0	0	0	0	2	5	-3	0	0	0.00
15.	IOVIO Emilio	ITA	9	LW	6	6	1	0	0	1	37	1	4	7	0	9	14	2	1	4	.67	2	0	0	0	0	5	5	0	1	7	12.50
16.	MAYR Jörg	GER	6	RD	5	5	0	0	0	0	37	16	3	8	3	8	8	2	1	2	.40	1	0	0	0	0	3	7	-4	0	0	0.00
17.	HOHENBERGER Herber	AUT	30	LD	5	5	1	1	1	3	36	7	4	8	1	8	11	2	1	10	2.00	5	0	0	0	0	5	7	-2	0	0	0.00
18.	SALSTEN Petter	NOR	2	RD	5	5	0	1	0	1	36	5	7	14	3	6	8	4	4	6	1.20	3	0	0	0	1	4	7	-3	0	0	0.00
19.	COTE Matthew	GBR	7	RW	5	5	0	0	0	0	36	8	2	10	9	4	8	1	5	8	1.60	4	0	0	0	2	1	11	-10	2	0	100.00
20.	OBERRAUCH Robert	ITA	4	LD	6	6	0	1	0	1	35	5	5	4	2	14	22	10	7	8	1.33	4	0	0	0	1	7	6	1	0	0	0.00
21.	GÜNTNER Michael	AUT	32	LD	5	5	0	0	0	0	35	2	6	7	6	4	11	0	1	10	2.00	5	0	0	0	1	5	1	4	0	0	0.00
22.	PUSNIK Andreas	AUT	7	LW	5	5	0	2	1	3	34	3	1	8	6	9	7	2	0	2	.40	1	0	0	0	0	6	6	0	48	60	44.44
23.	SHENDELEV Sergei	RUS	22	LD	6	6	1	1	0	2	34	2	5	11	3	10	6	4	8	8	1.33	4	0	0	0	1	15	3	12	0	0	0.00
24.	DE GAETANO Philip	ITA	3	RD	6	6	0	0	1	1	34	3	2	9	2	9	14	1	4	4	.67	2	0	0	0	0	7	5	2	0	0	0.00
25.	JUTILA Timo	FIN	5	RD	5	5	2	1	0	3	33	7	2	10	4	4	8	2	2	2	.40	1	0	0	0	1	8	2	6	1	0	100.00
26.	HOLAN Milos	CZE	4	LD	5	5	0	2	1	3	33	4	6	20	2	2	2	0	5	8	1.60	4	0	0	0	0	6	6	0	0	0	0.00
27.	LAUKKANEN Janne	FIN	12	LD	5	5	0	1	0	1	33	8	4	16	5	2	4	3	3	4	.80	2	0	0	0	1	6	4	2	1	1	50.00
28.	FIGLIUZZI Stefan	ITA	91	CE	6	6	3	0	0	3	32	2	6	5	2	11	4	0	1	10	1.67	5	0	0	0	2	4	7	-3	47	39	54.65
29.	DOYLE Robin	AUT	29	LW	5	5	1	1	0	2	32	0	4	5	2	11	5	0	2	2	.40	1	0	0	0	0	3	3	0	14	22	38.89
30.	BREBENT Richard	GBR	13	CE	5	5	1	0	0	1	32	7	3	5	1	5	7	0	1	8	1.60	4	0	0	0	1	2	12	-10	32	50	39.02
31.	SJÖDIN Tommy	SWE	2	RD	6	6	0	0	0	0	32	2	2	16	7	4	7	0	6	4	.67	2	0	0	0	0	9	4	5	0	0	0.00
32.	ORLANDO Gaetano	ITA	17	CE	6	6	3	4	0	7	31	3	5	4	2	8	8	5	0	6	1.00	3	0	0	0	0	9	4	5	70	56	55.56
33.	BURTON James	AUT	6	LD	5	5	1	2	0	3	31	2	1	6	2	14	9	3	0	0	0.00	0	0	0	0	0	8	5	3	0	0	0.00
34.	ZHITNIK Alexei	RUS	4	LD	6	6	1	0	0	1	31	12	7	7	0	10	4	3	6	8	1.33	4	0	0	0	0	6	2	4	0	0	0.00
35.	KIENASS Torsten	GER	3	RD	5	5	0	1	0	1	31	2	4	8	0	7	11	0	1	2	.40	1	0	0	0	0	3	3	0	0	0	0.00
36.	JAKOBSEN Tommy	NOR	7	RD	5	4	0	0	0	0	31	3	6	9	11	1	6	3	2	8	2.00	4	0	0	0	1	1	6	-5	0	0	0.00
37.	BRIND'AMOUR Rod	CAN	17	CE	5	5	2	0	1	3	30	2	5	4	1	10	3	2	0	2	.40	1	0	0	0	0	6	1	5	39	27	59.09
38.	STILLMAN Fredrik	SWE	14	LD	6	6	1	1	0	2	30	0	8	10	9	4	5	3	3	0	0.00	0	0	0	0	0	8	3	5	1	0	100.00
39.	BEERS Bob	USA	3	RD	6	6	2	0	0	2	30	4	6	14	10	7	4	1	15	2	.33	1	0	0	0	0	11	10	1	0	0	0.00
40.	NEATON Pat	USA	6	LD	6	6	2	0	0	2	30	10	7	17	1	1	3	4	6	10	1.67	5	0	0	0	0	6	6	0	0	0	0.00
41.	MCEWEN Douglas	GBR	10	CE	5	5	1	1	0	2	30	5	3	1	3	12	7	0	3	0	0.00	0	0	0	0	0	3	16	-13	3	4	42.86
42.	ULRICH Martin	AUT	47	LD	5	5	0	0	0	0	30	7	2	5	0	11	11	2	4	2	.40	1	0	0	0	0	5	2	3	0	0	0.00
43.	CRANSTON Tim	GBR	4	CE	5	5	0	0	0	0	30	2	3	10	0	4	5	0	1	4	.80	2	0	0	0	1	0	14	-14	25	33	43.10
44.	STRAUSS Wolfgang	AUT	4	LD	5	5	0	0	0	0	29	2	2	8	0	4	16	1	2	4	.80	2	0	0	0	0	4	2	2	0	0	0.00
45.	PAVLU Martin	ITA	28	RW	6	6	1	3	0	4	28	3	7	1	0	11	5	2	1	0	0.00	0	0	0	0	0	4	8	-4	2	2	50.00
46.	NASHEIM Richard	AUT	16	LW	5	5	1	0	0	1	28	3	1	6	0	7	9	0	0	4	.80	2	0	0	0	0	5	5	0	0	1	0.00
47.	MALO Andre	GBR	27	LD	5	5	0	0	0	0	28	5	5	5	0	2	13	0	2	8	1.60	4	0	0	0	0	0	12	-12	0	1	0.00
48.	MECIAR Stanislav	CZE	27	RD	5	5	0	0	0	0	27	1	7	15	8	1	4	5	4	4	.80	2	0	0	0	0	5	5	0	0	0	0.00
49.	SVENSSON Magnus	SWE	8	LD	6	6	4	1	0	5	26	4	5	18	1	8	1	2	7	8	1.33	4	0	0	0	0	11	6	5	0	0	0.00
50.	BERALDO Paulo	ITA	8	RW	6	6	2	0	1	3	26	4	1	7	0	5	6	1	2	6	1.00	3	0	0	0	0	4	12	-8	4	0	100.00

Game	ABUSE	ADJUST	ATTINJ	AT-KICK	ATTERC	BENCH	BOARD	BRO-ST	BUTT-E	CHARGE	CROSS	DANG-E	DELAY	DELIB-INJ	DISPL-N	ELBOW	EXC-R	FALL-P	FIST	FO	GA-MISC	GK-MISC	HAND-P	HI-STK	HOLD	HOOK	KNE-EQ	KNE-ST	INTERF	INTERF-SP	KICK	KNEE	L-PLB	L-PEB	MATCH	MISC	MOLEST	OBS-L	OTHER	PEN-S	PUCK-FR	PUCK-H	PUCK-ODT	REFUSE	ROUGH	SLASH	SPEAR	START-L	T-O-M	THRO-P	THRO-ST	TRIP	UNSPORT	Referee
SWE-NOR									2														1	1	1		3																											Moor
ITA-CAN										1					1								3	3	4		1																									1		Danko, Anton
FIN-CZE																							1	1	2																					1					1		Simonds/CAN
AUT-GER									3	1		1												6	1		2																									Grundström, J.
FRA-USA										1													1	2	1																									2		Galinovsky/RUS
GBR-RUS							1			1						1							6		4		2								1																Mäkelä, Seppo
CAN-AUT													1											5			1																									Rejthar
CZE-FRA									1															3	1		1																									Lichtnecker
GBR-GER										1														2	3		2																									Myrphy, D.
USA-NOR										1													1	2	1		4																									Stenico,R./ITA
RUS-ITA										1						1							2	5	9		2																									Rejthar, F.
SWE-FIN									1															3	3		1																									Galinovsky/RUS
CZE-USA						1			3	2													1	1	2																		1										Moor,R./SUI
CAN-GER						2				1													1	2	2		2																									Mäkelä, S.
FRA-SWE						1	1			2						1				1				2	1		1																									Stenico,R./ITA
AUT-RUS																							1	4			1																									Murphy, D.
NOR-FIN					1					4														1	1	4																											Simonds,B./CAN
ITA-GBR						1			1	2		1			1								3	3	2		2																									Danko, A.
FRA-FIN										1													2	2	2		2								1															Moor,R./SUI
GER-RUS									1	1					1					1			2	2	3		2																									Danko, A.
CZE-NOR																								2	2		1																									Lichtnecker/GE
CAN-GBR																								5	4																											Rejthar, F.
USA-SWE																							2	4	2										1															Simonds,B./CA
ITA-AUT										1													1	1	4																											Mäkelä, S.
NOR-FRA																								3	3		1																									Galinovsky/RUS
ITA-GER						1																	1	4			1																									Murphy, D.
USA-FIN										1		1			1	2									1		2																									Lichtnecker/GE
RUS-CAN									1	1														6	2		2								1															Grundström, J.
SWE-CZE										3													2	1	2																									Simmonds,B./GB
GBR-AUT										1		1			1								1	3	2		2																									Danko, A.
RUS-USA									1						2									1	3		1																									Makela
SWE-ITA										2					2								1	1	1																									Simmonds/CAN

Gestetner

Offence	Minute 1 2 3 4 5 6 7 8 9 10	sum	1 2 3 4 5 6 7 8 9 30	sum	1 2 3 4 5 6 7 8 9 40	OT	sum
ABUSE							
ADJUST							
AT-INJ							
AT-KICK							
ALTERC							
BENCH							
BOARD	1 1	2	1	1	1		
BRO-ST	1		1 1	3			2
BUTT-E			1	1			
CHARGE	1 1 2 2	6	2 1	3			
CROSS	1 1 1 2 1 1 1 1 3	14	2 1 2 1	8	1 1 1 1 1		5
DANG-E					1 1 1 1 1		7
DELAY	1 1 1	3	1	1			1
DEL-INJ					1		
DISPL-N							
ELBOW	1 1 1 1	5	1	2	1 1		5
EXC-R			2	2			
FAL-P							
FIST							
FO							
GA-MISC							
GR-MISC					1 1		2
HAND-P							
HI-ST	2 1 1 1 1	6	1 1 1 1 1 1 1	14	1 2 1 3 1 1 2		14
HOLD	1 2 2 2 1 2 3 3 3 1 1 1 1 1 3	26	1 2 1 2 2 3 1 1 1 1 1 4 1 1 2 3 1	27	2 1 1 1 2 4 2 1 1 1 1 2 2 3 2 1 1		29
HOOK	1 3 1 1 4 2 1 1 2 1 5 3 1 1 1	28	1 1 1 1 2 2 1 3 3 4 2 1 1 1 1 1	26	1 2 1 2 1 2 1 1 3 3 1 2 1 1		21
ILL-EQ							
ILL-ST							
INTERF	2 1 1 1 1 1 1 1 1 2 1 1 1 1 1	16	3 2 4 1 1 3 2 1 1 2	20	1 1 1		3
INTER-SP							
KICK							
KNEE							
L-PLB							
L-PEB							
MATCH							
MISC	2	2					
MOLEST			1	1	1 1		2
OBS-L							
OTHER							
PEN-S							
PUCK-FR							
PUCK-H	1	1					
PUCK-OUT					1		1
REFUSE							
ROUGH	2 1 2 1 1 1 1 1 1 3	14	1 1 1 1 1 3 2	10	2 2 1 1 1 3 1 1 1 1 3 3 3 6		31
SLASH	1 2 2 1 1 2 2 1 1 1	14	1 1 1 1	4	1 2 1 2 1 1 2 1		12
SPEAR	1	1					
START-L							
TOO-M	1	1					
THRO-P					1 1		2
THRO-ST							
TRIP	1 2 1 1 1 1 1 1 1	9	1 1 1 1 1 2 1	8	1 1 1 2 1 1 1 2 1		11
UNSPORT			1	2	1		1
Sum	6 4 9 9 7 10 7 10 7 8 5 6 2 10 7 9 8 5 8 11	148	4 3 9 3 12 9 3 10 6 6 3 6 6 10 9 5 6 5 10 8	133	3 4 3 8 6 5 9 6 6 5 10 9 8 7 11 8 10 10 7 14		149

Gestetner

C.O.N.I.
ICE HOCKEY WORLD CHAMPIONSHIP / POOL - A / BOLZANO/BOZEN - VAL DI FASSA - MILANO / ITALIA - 25.04. - 08.05.1994
IIHF

Date: 5. 5.94 Start:16:00 End:18:26 Place:Milano Game Nr.: 33 3:2 Page 1 of 1

Team A: CAN

Family & Given Name	Nr	Pos	P	G	Time	S	A1	A2	GS	Positive Part A						Negative Part B						PENALTIES Time	Nr	Min	Offence	Start	End
RANFORD Bill	30	*GK	Y	1	12.20	14	27	7	EQ	30	14	27	7	33	3	1	11	5	17	12	21	9.00	22	2	INTERF	9.00	11.00
FISET Stephane	31	GK	N	2	25.58	27	14	19	PP	30	27	14	19	7	28	1	21	11	4	5		9.35	18	2	INTERF	9.35	11.35
DOLLAS Bobby	2	LD	Y	3	57.26	9	19	8	EQ	30	9	19	8	25	2	1	20	26	4	5	14	28.03	14	2	HOLD	28.03	30.03
BERGEVIN Marc	3	LD	Y																			33.20	10	2	ROUGH	33.20	35.20
BLAKE Rob	4	*LD	Y																			46.40	7	2	INTERF	46.40	48.40
ARNOTT Jason	7	CE	Y																								
SANDERSON Geoff	8	CE	Y																								
CORSON Shayne	9	RW	Y																								
RICCI Mike	10	CE	Y																								
BUCHBERGER Kelly	11	RW	Y																								
SHANAHAN Brendan	A 14	LW	Y																								
VERBEEK Pat	16	RW	Y																								
BRIND'AMOUR Rod	A 17	*CE	Y																								
EMERSON Nelson	18	CE	Y																								
SAKIC Joe	19	CE	Y																								
ROBITAILLE Luc	C 20	*LW	Y																								
RICHARDSON Luke	22	*LD	Y																								
THOMAS Steve	23	*RW	Y																								
SYDOR Darryl	25	LD	Y																								
KARIYA Paul	27	LW	Y																								
DUCHESNE Steve	28	RD	Y																								
RACINE Yves	33	LD	Y																								

Coach:KINGSTON George Coach:RENNEY Tom Manager:SATHER Glen

Team B: CZE

Family & Given Name	Nr	Pos	P	G	Time	S	A1	A2	GS	Positive Part B						Negative Part A						PENALTIES Time	Nr	Min	Offence	Start	End
BRIZA Petr	1	*GK	Y	1	4.12	11	21		EQ	1	11	21	12	5	3	30	25	2	9	10	11	1.20	3	2	TRIP	1.20	3.20
TUREK Roman	2	GK	N	2	27.38	14			SH	1	14	5	4	20		30	33	18	20	17	23	4.56	24	2	HOOK	4.56	6.56
TEJKL Petr	3	RD	Y																			14.08	22	2	DELAY	14.08	16.08
HOLAN Milos	4	*LD	Y																			25.09	13	2	TRIP	25.09	25.58
KADLEC Drahomir	5	*RD	Y																			26.51	6	2	INTERF	26.51	28.51
SCERBAN Bedrich	6	RD	Y																			26.51	26	10	MISC	26.51	36.51
KUCERA Frantisek	8	RD	N																			39.34	3	2	INTERF	39.34	41.34
STRAKA Martin	11	CE	Y																								
KASTAK Kamil	12	LW	Y																								
ZEMLICKA Richard	A 13	*LW	Y																								
KUCERA Jiri	14	CE	Y																								
SRSEN Tomas	17	RW	Y																								
JANECKY Otakar	C 20	RW	Y																								
JAGR Jaromir	21	RW	Y																								
MUSIL Frantisek	22	RW	Y																								
HORAK Roman	23	CE	Y																								
VCINSKY Martin	24	*LW	Y																								
HOLEZAL Jiri	A 26	LW	Y																								
MECIAR Stanislav	27	RD	Y																								
BERANEK Josef	29	*CE	Y																								

Coach:ING.HLINKA Ivan Coach:NEVESELY Stanislav Manager:POUZAR Jaroslav

Game Summary

P	GF:GA	SSQ	SSP	SPQ	SOG	S	PIM	TPP	PPG	SHG	FO+	DAC
1	1:1	12:5	3:6	5:6	13:6	21:18	4:6	6.00:2.35	0:0	0:0	13:14	13:22
2	1:1	13:10	2:3	7:2	14:11	23:16	4:16	2.27:3.12	1:0	0:1	9:14	8:23
3	1:0	17:9	2:1	3:5	18:9	23:15	2:0	1.34:2.00	0:0	0:0	13:8	23:26
SU	3:2	42:24	7:10	15:13	45:26	67:49	10:22	10.01:7.47	1:0	0:1	35:36	44:71

Goalkeepers Record

Time	GKA	GKB	ENG	A	MIP	B	MIP
0.00	30	1		30	60.00	1	59.3
59.30		-		31	0.00	2	0.00

Referee	Linesman	Linesman	Goaljudge	Goaljudge	Game-TKP	Pen-TKP	Off.Scorer	Spect.
Grundström/SW	Burt	Norrman/SWE	Scanacapra	Spinella	Gazzani	Gazzani	Guichardaz	6800

Gestetner

Gestetner

Date: 94. 5. 5 **Game No: 33** **Period: 1**

CZE GK 1

14

GK 2

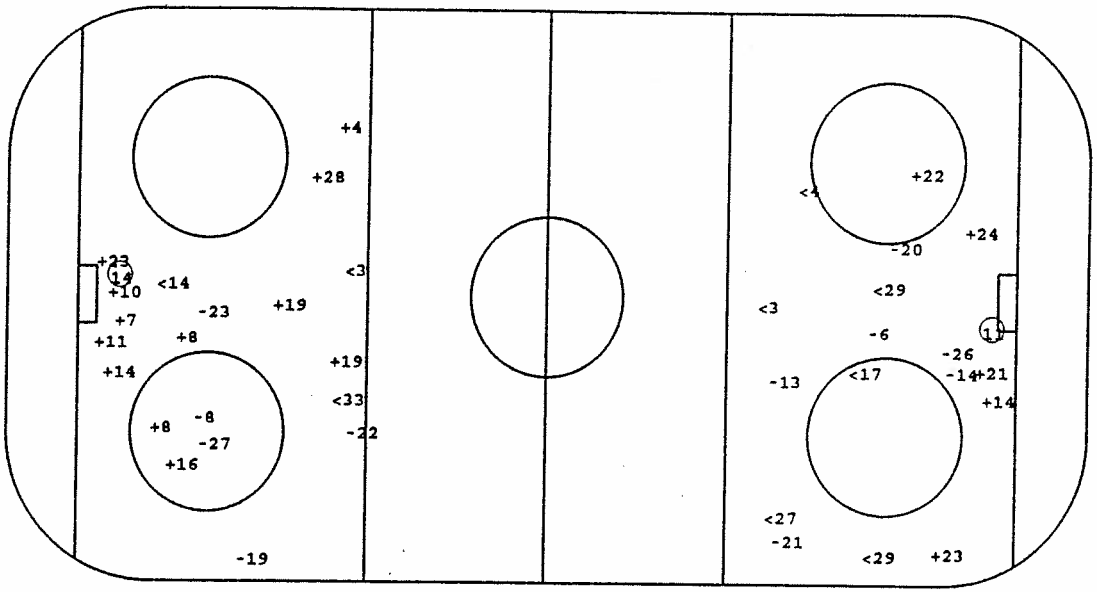

CAN GK 30

11

GK 31

O Goal +SSG <SSP -SPG

Face - Offs

DZ	MZ	AZ
11	29	-12
-14	-14	13
-14	-23	29
13	-14	-29
14	-11	29
-23	-13	-14
	23	-11
	11	29
	14	
	14	
	23	
	-23	
	14	

Defense Activity

Team	BCH	SCH	BBL	SBL	BAC	PRE	PCL	-LOP	-PAP
CZE	27	3	22	20		24	3	20	
	3	27	20	22			21		
	17		3	14			4		
			23	22			4		
			22				26		
			6				27		
			11						
CAN	22	25	22	9		33	25	18	25
	8		10	22			2	17	10
			23	2				9	20
			7	14					
			22	17					
			4						
			4						
			3						

Face - Offs

AZ	MZ	DZ
-10	-17	10
17	19	-17
17	7	-17
-17	17	17
- 9	10	-17
7	7	8
	- 8	7
	-10	-17
	- 9	
	- 9	
	-10	
	7	
	-19	

GK GoalKeeper
SSG Shot Saved by GK
SSP Shot Saved by def.Player
SPG Shot Past Goal
DZ Defence Zone
MZ Middle Zone
AZ Attack Zone
BCH BodyCHeck
SCH Stick Contact Check
BBL BodyBLock
SBL ShotBLock
BAC BAck Checking
PRE Puck REcovery
PCL Puck CLearing
LOP Loss Of Puck
PAP Play Away from Puck

Gestetner

Date: 94. 5. 5 **Game No: 33** **Period: 2**

CAN GK 30

14

GK 31

CZE GK 1

27

GK 2

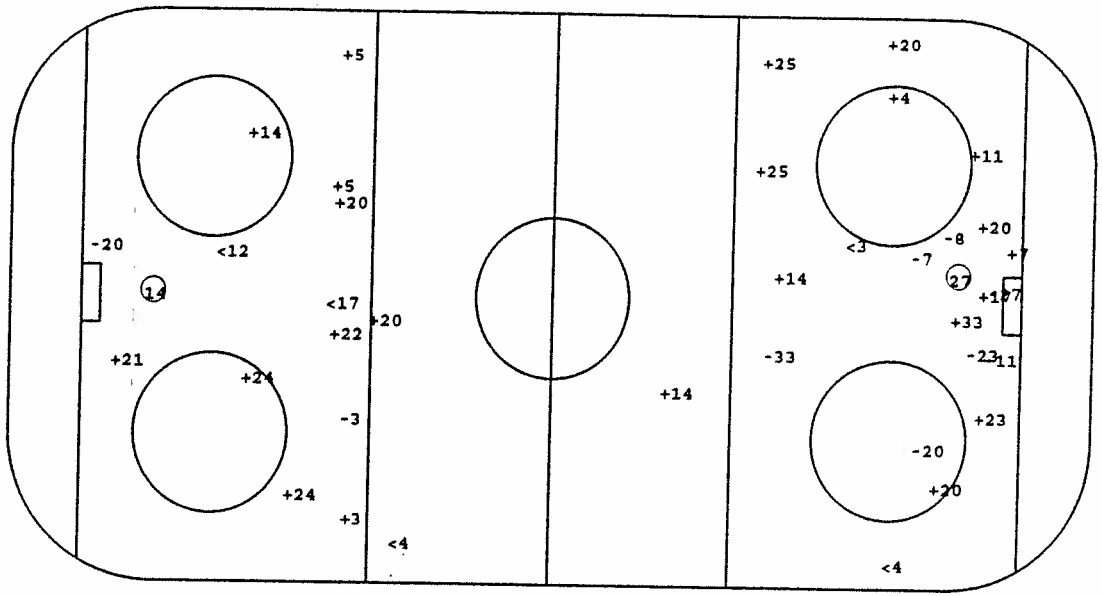

O Goal +SSG <SSP -SPG

Face - Offs

DZ	MZ	AZ
- 7	-17	-17
7	9	17
19	-10	-17
- 9	-10	-17
- 7	7	-17
10	-19	- 7
	9	14
	- 9	-14
	17	

Defense Activity

Team	BCH	SCH	BBL	SBL	BAC	PRE	PCL	-LOP	-PAP
CAN	23	20	11	7		7		33	33
	7		9	4		4		23	25
			25			18			3
			17						2
			28						33
			22						
			28						
CZE		3	4 5	27		14	3 6		3
			6	12			5		
			22	5			13		
			27	22			14		
			6				6		
			6				23		
			6				4		
			4				6		

Face - Offs

AZ	MZ	DZ
23	29	29
-11	-14	-29
-29	23	29
11	23	14
11	-11	14
-29	11	29
	-14	-14
	29	14
	-11	

GK GoalKeeper
SSG Shot Saved by GK
SSP Shot Saved by def.Player

SPG Shot Past Goal
DZ Defence Zone
MZ Middle Zone

AZ Attack Zone
BCH BodyCHeck
SCH Stick Contact Check

BBL BodyBLock
SBL ShotBLock
BAC BAck Checking

PRE Puck REcovery
PCL Puck CLearing
LOP Loss Of Puck

PAP Play Away from Puck

CZE **GK 1**

GK 2

Date: 94. 5. 5 **Game No: 33** **Period: 3**

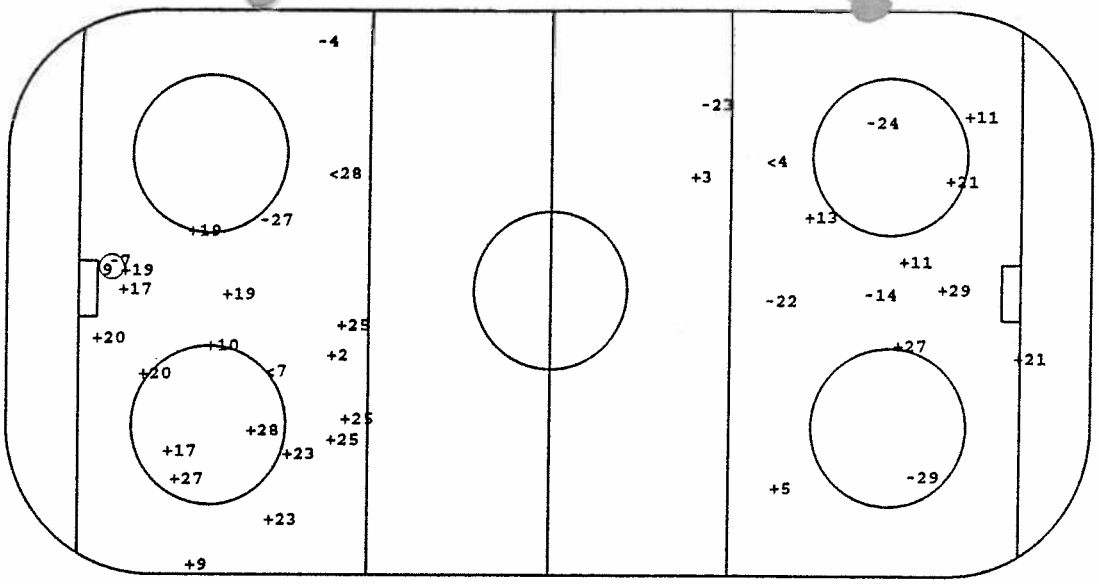

CAN **GK 30**

GK 31

O Goal +SSG <SSP -SPG

Face - Offs

DZ	MZ	AZ
-11	-14	-11
-29	-29	23
-29	29	23
-14	-14	-29
14	14	-14
29	-11	
14	-11	
29	-11	

Defense Activity

Team	BCH	SCH	BBL	SBL	BAC	PRB	PCL	-LOP	-PAP
CZE	20	27	14	22		13	21 20		
	6	4	23	27			29 4		
	24		3	27			22		
			26	22			4		
			13				20		
			26				13		
							20		
							22		
CAN	4	25	22	2	20	33	25	4	
	7	19	22	23		22	27	8	
	22	22	4			17			
		2	22						
		20	22						
		17	7						
			23						
			33						

Face - Offs

AZ	MZ	DZ
9	7	19
9	7	- 9
17	- 7	-19
17	10	10
- 9	-17	17
-19	19	
-19	17	
-17	7	

GK GoalKeeper
SSG Shot Saved by GK
SSP Shot Saved by def.Player
SPG Shot Past Goal
DZ Defence Zone
MZ Middle Zone
AZ Attack Zone
BCH BodyCHeck
SCH Stick Contact Check
BBL BodyBLock
SBL ShotBLock
BAC BAck Checking
PRB Puck REcovery
PCL Puck CLearing
LOP Loss Of Puck
PAP Play Away from Puck

Players by Team CAN

Including Game No.:33

Family & Surname	No	Po	GP	PI	G	A1	A2	PTS	S	SG%	SSG	SSP	SPG	PPG	SHG	GWG	GTG	GAP	PIM	AVG	2	5	10	GMP	DAC	BCH	SCH	BBL	BAC	SBL	PRE	PCL	LOP	PAP	POP	NEP	+/-	FO+	FO-	FO%
SAKIC Joe	19	CE	6	6	4	2	1	7	21	19.05	11	3	3	2	0	1	0	0	0	0.00	0	0	0	0	14	1	1	2	1	0	5	4	0	0	9	3	6	39	28	58.21
SYDOR Darryl	25	LD	6	6	0	1	0	1	23	0.00	17	3	3	0	0	0	0	0	4	.67	2	0	0	0	25	2	7	8	0	0	5	6	1	2	10	3	7	0	0	0.00
SANDERSON Geoff	8	CE	6	6	3	1	1	5	25	12.00	14	3	5	0	0	1	0	0	6	1.00	3	0	0	0	15	3	2	2	5	0	7	1	2	3	7	2	5	2	2	50.00
ROBITAILLE Luc	20	LW	6	6	0	2	0	2	23	0.00	14	0	9	0	0	0	0	0	2	.33	1	0	0	0	17	2	4	2	3	0	4	3	0	1	4	2	2	0	1	0.00
RICHARDSON Luke	22	LD	6	6	0	0	1	1	12	0.00	4	4	4	0	0	0	0	0	4	.67	2	0	0	0	37	12	4	14	0	3	3	4	2	1	7	2	5	0	0	0.00
RICCI Mike	10	CE	6	6	2	1	0	3	10	20.00	6	1	1	0	0	0	0	0	6	1.00	3	0	0	0	16	2	2	4	0	2	3	4	0	1	6	2	4	60	32	65.22
RANFORD Bill	30	GK	6	4	0	0	0	0	0	0.00	0	0	0	0	0	0	0	0	0	0.00	0	0	0	0	0	0	0	0	0	0	0	0	0	0	13	6	7	0	0	0.00
RACINE Yves	33	LD	6	6	1	2	0	3	19	5.26	7	8	3	1	0	0	0	0	6	1.00	3	0	0	0	23	5	6	9	0	0	6	4	3	4	8	2	6	0	0	0.00
KARIYA Paul	27	LW	6	6	4	5	1	10	15	26.67	4	1	6	1	0	0	0	0	2	.33	1	0	0	0	10	0	0	2	3	0	4	3	2	0	12	2	10	0	0	0.00
FISET Stephane	31	GK	6	2	0	0	0	0	0	0.00	0	0	0	0	0	0	0	0	0	0.00	0	0	0	0	2	0	1	0	0	0	0	1	0	0	14	3	11	0	0	0.00
EMERSON Nelson	18	CE	6	6	2	1	0	3	12	16.67	5	1	4	1	0	1	0	0	2	.33	1	0	0	0	12	1	1	0	7	1	4	0	2	0	4	2	2	2	3	40.00
DOLLAS Bobby	2	LD	6	6	0	0	1	1	15	0.00	9	2	4	0	0	0	0	0	4	.67	2	0	0	0	20	2	4	6	0	4	2	3	0	1	10	1	9	0	0	0.00
CORSON Shayne	9	RW	6	5	3	0	0	3	10	30.00	7	0	0	0	0	2	0	0	4	.80	2	0	0	0	15	1	2	4	1	1	6	1	1	0	4	1	3	12	12	50.00
BUCHBERGER Kelly	11	RW	6	6	0	0	0	0	11	0.00	5	1	5	0	0	0	0	1	6	1.00	3	0	0	0	20	3	0	5	3	1	2	6	0	0	5	2	3	4	0	100.00
BRIND'AMOUR Rod	17	CE	6	6	2	0	1	3	14	14.29	9	2	1	1	0	0	0	0	2	.33	1	0	0	0	33	2	6	5	7	2	11	3	3	0	6	2	4	49	40	55.06
BLAKE Rob	4	LD	6	6	0	1	1	2	28	0.00	13	11	4	0	0	0	0	1	2	.33	1	0	0	0	27	9	2	10	0	2	4	4	3	1	5	3	2	1	0	100.00
BERGEVIN Marc	3	LD	6	6	0	0	0	0	13	0.00	6	4	3	0	0	0	0	1	2	.33	1	0	0	0	20	6	3	6	0	0	6	3	1	3	6	1	5	0	0	0.00
ARNOTT Jason	7	CE	6	6	0	3	2	5	24	0.00	14	6	4	0	0	0	0	0	8	1.33	4	0	0	0	28	9	3	4	6	1	6	0	1	0	12	2	10	53	40	56.99
VERBEEK Pat	16	RW	6	6	1	1	0	2	14	7.14	9	0	4	0	0	0	0	0	2	.33	1	0	0	0	20	2	2	2	3	0	10	1	0	0	6	3	3	0	0	0.00
SHANAHAN Brendan	14	LW	6	4	4	2	0	6	24	16.67	13	5	2	1	0	1	0	0	6	1.50	3	0	0	0	8	1	1	1	2	1	3	1	1	1	8	3	5	9	6	60.00
DUCHESNE Steve	28	RD	6	4	0	0	1	1	19	0.00	8	5	6	0	0	0	0	0	0	0.00	0	0	0	0	19	5	1	5	0	1	5	5	2	1	4	3	1	0	0	0.00
THOMAS Steve	23	RW	6	4	1	1	0	2	19	5.26	10	2	6	0	0	0	0	0	0	0.00	0	0	0	0	10	2	0	3	3	1	3	0	2	0	2	1	1	0	0	0.00

Family & Surname	No	Po	GP	PI	MIP	MPI%	SOG	GA	SVS	SVS%	GAA	GKC	SHGA	SO	AVG	2	5	10	GMP	GAP
RANFORD Bill	30	GK	6	4	240.00	66.67	103	6	97	94.17	1.50	8.74	3	0	0.00	0	0	0	0	0
FISET Stephane	31	GK	6	2	120.00	33.33	48	3	45	93.75	1.50	9.37	0	0	0.00	0	0	0	0	0

Players by Team CZE

Including Game No.:33

Family & Surname	No	Po	GP	PI	G	A1	A2	PTS	S	SG%	SSG	SSP	SPG	PPG	SHG	GWG	GTG	GAP	PIM	AVG	2	5	10	GMP	DAC	BCH	SCH	BBL	BAC	SBL	PRE	PCL	LOP	PAP	POP	NEP	+/-	FO+	FO-	FO%
BRIZA Petr	1	GK	6	4	0	0	0	0	0	0.00	0	0	0	0	0	0	0	0	0	0.00	0	0	0	0	0	0	0	0	0	0	0	0	0	10	16	-6	0	0	0.00
TUREK Roman	2	GK	6	2	0	0	0	0	2	0.00	2	0	0	0	0	0	0	0	0	0.00	0	0	0	0	0	0	0	0	1	0	0	0	0	1	7	4	3	0	0	0.00
HOLAN Milos	4	LD	6	6	0	2	1	3	37	0.00	21	12	4	0	0	0	0	0	8	1.33	4	0	0	0	41	4	7	22	1	2	2	8	0	5	7	8	-1	0	0	0.00
KADLEC Drahomir	5	RD	6	6	1	1	0	2	26	3.85	16	4	5	0	0	0	0	0	0	0.00	0	0	0	0	7	0	3	6	0	6	2	5	9	6	7	8	-1	0	0	0.00
SCERBAN Bedrich	6	RD	6	6	0	0	0	0	19	0.00	12	1	6	0	0	0	0	1	4	.67	2	0	0	0	33	3	5	19	0	3	2	7	1	5	4	7	-3	0	0	0.00
HAMRLIK Roman	7	LD	6	1	0	0	0	0	3	0.00	2	1	0	0	0	0	0	0	0	0.00	0	0	0	0	8	1	1	3	0	1	0	3	1	0	2	0	2	0	0	0.00
KUCERA Frantisek	8	RD	6	4	0	0	0	0	18	0.00	12	2	4	0	0	0	0	0	2	.50	1	0	0	0	17	4	3	7	1	4	1	4	4	3	5	6	-1	0	0	0.00
MECIAR Stanislav	27	RD	6	6	0	0	0	0	20	0.00	10	5	5	0	0	0	0	0	4	.67	2	0	0	0	35	2	9	16	0	11	1	5	5	4	5	5	0	0	0	0.00
KASTAK Kamil	12	LW	6	6	1	0	1	2	16	6.25	12	2	1	0	0	0	0	0	0	0.00	0	0	0	0	11	0	1	3	1	1	4	6	4	1	5	9	-4	0	4	0.00
ZEMLICKA Richard	13	LW	6	6	3	0	1	4	18	16.67	9	2	4	0	0	0	0	1	6	1.00	3	0	0	0	9	3	0	2	0	0	5	4	5	0	5	4	1	2	4	33.33
KUCERA Jiri	14	CE	6	6	4	0	0	4	16	25.00	6	1	5	2	1	1	0	0	0	0.00	0	0	0	0	10	0	0	4	0	3	4	3	4	0	5	4	1	54	70	43.55
DOPITA Jiri	16	CE	6	3	1	0	0	1	9	11.11	7	0	1	1	0	0	0	0	0	0.00	0	0	0	0	15	2	2	5	0	1	3	2	0	0	3	6	-3	33	29	53.23
SRSEN Tomas	17	RW	6	6	1	1	0	2	21	4.76	11	4	5	0	0	0	0	0	2	.33	1	0	0	0	5	1	0	1	0	0	3	1	1	0	4	8	-4	0	0	0.00
JANECKY Otakar	20	RW	6	6	0	0	2	2	19	0.00	13	1	5	0	0	0	0	0	0	0.00	0	0	0	0	10	1	1	4	0	2	4	5	5	2	5	5	0	5	7	41.67
HORAK Roman	23	CE	6	6	0	1	0	1	10	0.00	4	3	3	0	0	0	0	0	0	0.00	0	0	0	0	8	0	2	2	0	2	0	2	0	0	3	2	1	21	14	60.00
RUCINSKY Martin	24	LW	6	6	2	2	0	4	27	7.41	20	1	4	1	0	0	0	2	8	1.33	4	0	0	0	15	3	1	2	1	2	4	3	1	0	7	3	4	1	2	33.33
DOLEZAL Jiri	26	LW	6	6	2	1	0	3	14	14.29	7	3	2	0	0	0	0	0	10	1.67	0	0	1	0	21	1	1	12	0	3	5	3	2	2	5	5	0	0	1	0.00
BERANEK Josef	29	CE	6	6	1	2	0	3	32	3.13	15	6	10	0	0	0	0	0	0	0.00	0	0	0	0	8	0	2	3	0	0	2	2	1	0	6	4	2	71	54	56.80
TEJKL Petr	3	RD	6	4	0	0	0	0	14	0.00	6	2	6	0	0	0	0	0	6	1.50	3	0	0	0	14	3	4	6	1	4	1	3	4	4	1	4	-3	0	0	0.00
BIEGL Radek	30	GK	6	0	0	0	0	0	0	0.00	0	0	0	0	0	0	0	0	0	0.00	0	0	0	0	0	0	0	0	0	0	0	0	0	0	0	0	0	0	0	0.00
STRAKA Martin	11	CE	6	3	1	0	0	1	7	14.29	6	0	0	0	0	0	0	0	4	1.33	2	0	0	0	8	1	3	1	0	1	2	1	1	0	2	4	-2	17	31	35.42
JAGR Jaromir	21	RW	6	3	0	2	0	2	12	0.00	9	0	3	0	0	0	0	0	2	.67	1	0	0	0	4	1	1	0	0	0	2	2	2	0	2	3	-1	0	0	0.00
MUSIL Frantisek	22	RW	6	2	0	0	0	0	8	0.00	3	1	4	0	0	0	0	0	2	1.00	1	0	0	0	21	2	0	5	0	8	1	5	0	0	1	1	0	0	0	0.00

Family & Surname	No	Po	GP	PI	MIP	MPI%	SOG	GA	SVS	SVS%	GAA	GKC	SHGA	SO	AVG	2	5	10	GMP	GAP
BRIZA Petr	1	GK	6	4	239.30	66.53	128	16	112	87.50	4.01	50.12	3	0	0.00	0	0	0	0	0
TUREK Roman	2	GK	6	2	120.00	33.33	37	4	33	89.19	2.00	21.62	0	0	0.00	0	0	0	0	0
BIEGL Radek	30	GK	6	0	0.00	0.00	0	0	0	0.00	0.00	0.00	0	0	0.00	0	0	0	0	0



C.O.N.I.





ICEHOCKEY WORLD CHAMPIONSHIP / POOL - A / BOLZANO/BOZEN - VAL DI FASSA - MILANO / ITALIA - 25 04. - 08.05.1994

Date: 5. 5.94 Start:20:00 End:22:04 Place:Milano Game Nr.: 34 10:0 Page 1 of 1

Team A: FIN

Family & Given Name	Nr	Pos	P	G	Time	S	A1	A2	GS	Positive Part A						Negative Part B					
TAMMI Jukka	30	GK	N						EQ	35	22	4	40	42	9	23	27	30	6	22	29
MYLLYS Jarmo	35	*GK	Y						EQ	35	42	40	4	23	9	23	30	6	29	12	20
KIPRUSOFF Marko	2	LD	Y						EQ	35	42	40	4	9	5	23	47	32	12	27	29
HÄMÄLÄINEN Erik	4	RD	Y						EQ	35	22	5	20	8	16	23	24	4	22	74	13
JUTILA Timo C	5	*RD	Y						EQ	35	8	22	12	11	20	1	30	6	13	74	22
IMMONEN Waltteri	7	LD	Y						EQ	35	17	24	7	26	14	1	30	6	22	13	74
OJANEN Janne	8	CE	Y						PP	35	11	16	20	2	23	1	47	32	74	9	
KESKINEN Esa	9	CE	Y						EQ	35	5	17	24	12		1	8	24	14	29	
KOIVU Saku	11	CE	Y						PP	35	16	11	23	20	2	1	4	47	22	16	
LAUKKANEN Janne	12	*LD	Y						EQ	35	26	42	40	12	9	1	24	32	7	17	9
PALO Marko	13	RW	Y																		
HELMINEN Raimo	14	*CE	Y																		
ALATALO Mika	15	LW	Y																		
PELTONEN Ville A	16	LW	Y																		
KURRI Jari	17	*RW	Y																		
LEHTINEN Jere	20	RW	Y																		
RUUTTU Christian	22	CE	Y																		
VIRTA Hannu	23	RD	Y																		
KAPANEN Sami	24	*LW	Y																		
STRÖMBERG Mika	26	RD	Y																		
NIEMINEN Mika A	40	CE	Y																		
MÄKELÄ Mikko	42	RW	Y																		

PENALTIES					
Time	Nr	Min	Offence	Start	End
15.07	5	2	INTERF	15.07	17.07
45.36	20	2	ROUGH	45.36	47.35

Coach:LINDSTRÖM Curt Coach:ARAVIRTA Hannu Manager:RIIHIRANTA Heikki

Team B: AUT

Family & Given Name	Nr	Pos	P	G	Time	S	A1	A2	GS	Positive Part B						Negative Part A					
SUTTNIG Michael	1	GK	Y																		
PUSCHACHER Michael	23	*GK	Y																		
STRAUSS Wolfgang	4	*LD	Y																		
BURTON James	6	LD	Y																		
PUSNIK Andreas A	7	LW	Y																		
UNTERLUGGAUER Gerha	8	LD	Y																		
RAUCHENWALD Gerald	9	LW	Y																		
PUSCHNIK Gerhard	12	LW	Y																		
MÜHR Manfred C	13	*LW	Y																		
LINDER Engelbert	14	LD	Y																		
NASHEIM Richard	16	LW	Y																		
LANZINGER Günther	17	LW	Y																		
PILLONI Patrick	20	LW	Y																		
STRONG Kenneth	22	*LW	Y																		
SHEA Michael	24	*LD	Y																		
KERTH Werner	26	LW	Y																		
KROMP Wolfgang	27	LW	Y																		
DOYLE Robin	29	LW	Y																		
HOHENBERGER Herbert A	30	LD	Y																		
GÜNTNER Michael	32	LD	Y																		
ULRICH Martin	47	LD	Y																		
KALT Dieter	74	*LW	Y																		

PENALTIES					
Time	Nr	Min	Offence	Start	End
12.16	22	2	INTERF	12.16	14.16
15.00	30	2	ROUGH	15.00	17.00
39.15	14	2	SLASH	39.15	41.15
44.07	26	2	HOLD	44.07	45.36
45.36	9	2	ROUGH	45.36	47.36
53.01	9	2	CROSS	53.01	54.19

Coach:TYLER Ken Coach:KENNEDY Ron Manager:DR.KALT Dieter

Game Summary

P	GF:GA	SSG	SSP	SPG	SOG	S	PIM	TPP	PPG	SHG	FO+	DAC
1	1:0	9:2	3:2	8:3	10:2	21:7	2:4	2.07:0.07	0:0	0:0	10:9	11:25
2	4:0	17:8	1:1	5:2	21:8	27:11	0:2	0.45:0.00	0:0	0:0	14:9	18:17
3	5:0	10:10	3:0	4:0	15:10	22:10	2:6	4.03:0.00	2:0	0:0	8:7	9:12
SU	10:0	36:20	7:3	17:5	46:20	70:28	4:12	6.55:0.07	2:0	0:0	32:25	38:54

Goalkeepers Record

Time	GKA	GKB	ENG	A	MIP	B	MIP
0.00	35	23		35	60.00	23	33.00
33.00		1		30	0.00	1	27.00

Referee	Linesman	Linesman	Goaljudge	Goaljudge	Game-TKP	Pen-TKP	Off.Scorer	Spect.
Danko/SVK	Elvy/USA	McTague/CAN	Guichardaz/IT	Stenico/ITA	Alberti/ITA	Migliavacca/I	Dell'Orto/ITA	6000

Gestetner

FIN **GK 35**

GK 30

Date: 94. 5. 5 **Game No: 34** **Period: 1**

AUT **GK 23**

22

GK 1

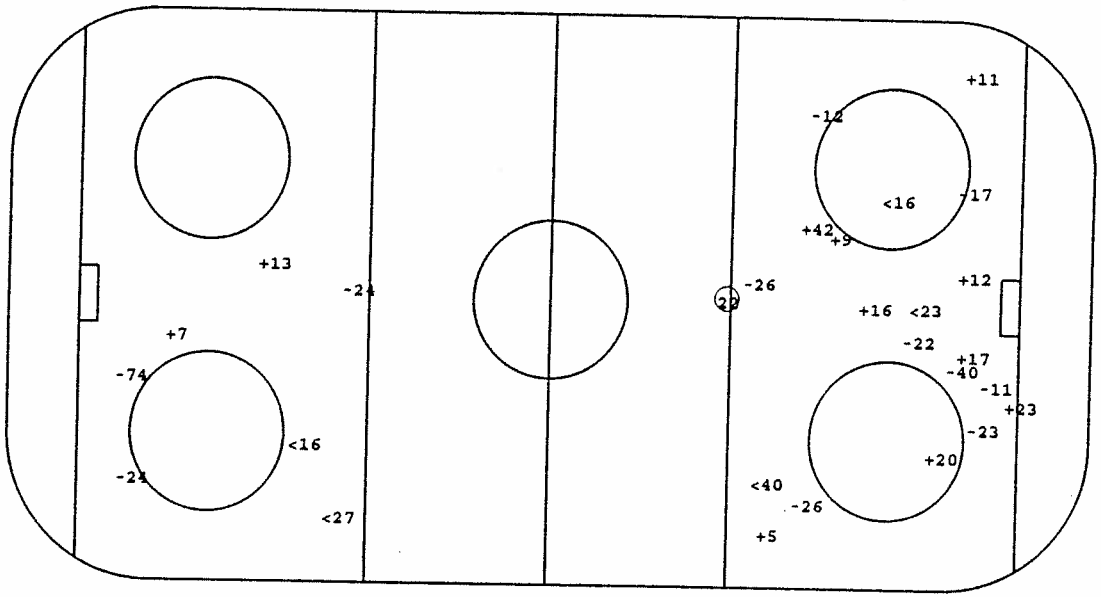

O Goal +SSG <SSP -SPG

Face - Offs

DZ	MZ	AZ
- 9	14	- 8
- 9	-11	14
8	14	11
	11	- 8
	11	14
	8	-14
		-14
		9
		- 9
		- 8

Defense Activity

Team	BCH	SCH	BBL	SBL	BAC	PRE	PCL	-LOP	-PAP
FIN	5	9	5	7	17	24		14	4
		42	26		26	22		17	4
			26						
			8						
			24						
			2						
			12						
AUT	13	24	12	6		32	47 24		
	32	22	9	32		22	17 6		
			30	32			17 22		
			30				26		
			32				74		
							9		
							4		
							16		

Face - Offs

AZ	MZ	DZ
7	-22	20
29	29	-22
-22	-22	-12
	- 9	9
	- 7	- 7
	-22	74
		22
		- 7
		29
		13

GK GoalKeeper
SSG Shot Saved by GK
SSP Shot Saved by def.Player
SPG Shot Past Goal
DZ Defence Zone
MZ Middle Zone
AZ Attack Zone
BCH BodyCHeck
SCH Stick Contact Check
BBL BodyBLock
SBL ShotBLock
BAC BAck Checking
PRE Puck REcovery
PCL Puck CLearing
LOP Loss Of Puck
PAP Play Away from Puck

Date: 94. 5. 5 **Game No: 34** **Period: 2**

AUT **GK 23**

42

42 22

GK 1

8

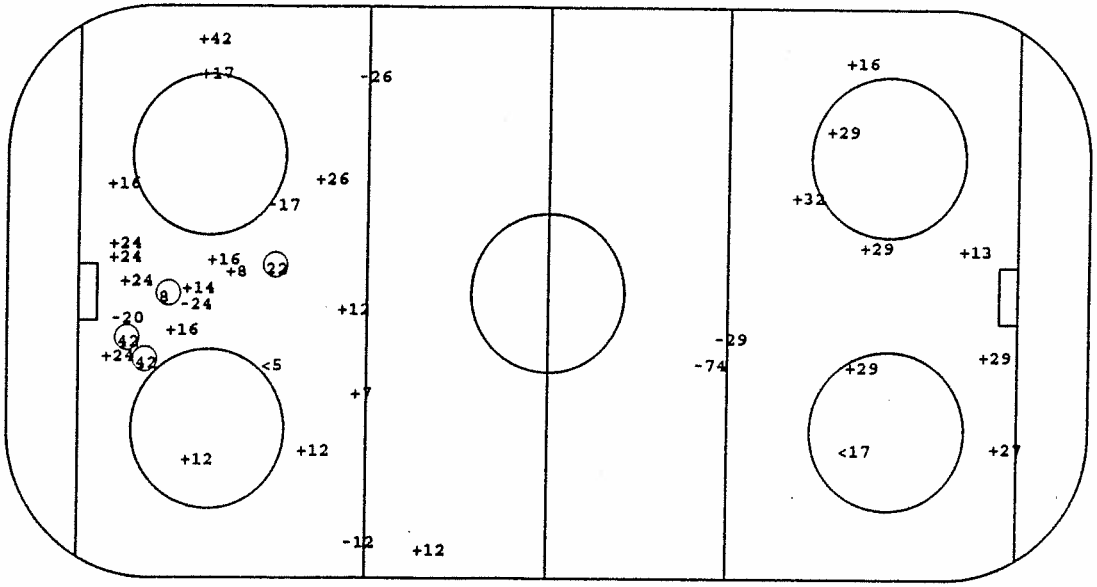

FIN **GK 35**

GK 30

O Goal +SSG <SSP -SPG

Face - Offs

DZ	MZ	AZ
26	22	-22
- 9	7	-22
-22	9	- 7
-22	9	
26	-22	
- 7	22	
-22	-22	
-47	7	
- 7		
-20		
29		
-22		

Defense Activity

Team	BCH	SCH	BBL	SBL	BAC	PRE	PCL	-LOP	-PAP
AUT	9	32	47	4		26	13 24		32
		8	47	32		16	24 13		30
							16		
							17		
							6		
							16		
							32		
							24		
FIN	26	26	7	12	13	23			23
	26	42	13	7		11			2
		12	12			5			14
		14	5			14			
			7						
			7						
			12						
			12						

Face - Offs

AZ	MZ	DZ
- 9	-14	8
8	- 9	8
14	-11	14
14	-11	
- 9	9	
14	- 8	
8	14	
9	- 9	
14		
11		
-11		
11		

GK GoalKeeper
SSG Shot Saved by GK
SSP Shot Saved by def.Player
SPG Shot Past Goal
DZ Defence Zone
MZ Middle Zone
AZ Attack Zone
BCH BodyCHeck
SCH Stick Contact Check
BBL BodyBLock
SBL ShotBLock
BAC BAck Checking
PRE Puck REcovery
PCL Puck CLearing
LOP Loss Of Puck
PAP Play Away from Puck

FIN **GK 35**

GK 30

Date: 94. 5. 5 **Game No: 34** **Period: 3**

AUT **GK 23**

GK 1

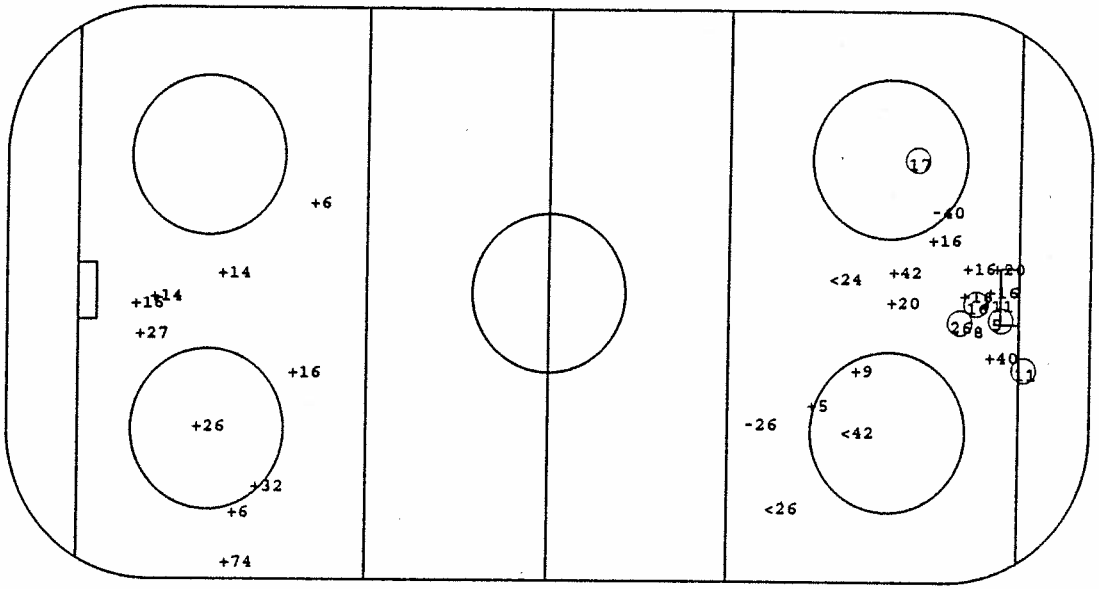

O Goal +SSG <SSP -SPG

Face - Offs

DZ	MZ	AZ
11	- 9	9
17	- 9	9
9	- 9	8
	-17	-11
	40	- 9
	-14	
	8	

Defense Activity

Team	BCH	SCH	BBL	SBL	BAC	PRE	PCL	-LOP	-PAP
FIN		4	4		22	12			5
		5	26		42				5
		20	26		17				
		4							
AUT	20	9		32		22	16		74
	32					30	32		
							6		
							17		
							32		
							29		
							20		

Face - Offs

AZ	MZ	DZ
- 9	22	- 7
-29	22	- 7
-22	7	-20
	22	22
	-29	7
	29	
	- 9	

GK GoalKeeper
SSG Shot Saved by GK
SSP Shot Saved by def.Player
SPG Shot Past Goal
DZ Defence Zone
MZ Middle Zone
AZ Attack Zone
BCH BodyCHeck
SCH Stick Contact Check
BBL BodyBLock
SBL ShotBLock
BAC BAck Checking
PRE Puck REcovery
PCL Puck CLearing
LOP Loss Of Puck
PAP Play Away from Puck

Players by Team FIN

Including Game No.:34

Family & Surname	No	Po	GP	PI	G	A1	A2	PTS	S	SG%	SSG	SSP	SPG	PPG	SHG	GWG	GTG	GAP	PIM	AVG	2	5	10	GMP	DAC	BCH	SCH	BBL	BAC	SBL	PRE	PCL	LOP	PAP	POP	NEP	+/-	FO+	FO-	FO%
LEHTINEN Jere	20	RW	6	6	2	3	1	6	24	8.33	17	1	4	0	0	1	0	0	2	.33	1	0	0	0	13	2	4	0	1	2	2	3	1	0	16	4	12	0	2	0.00
PELTONEN Ville	16	LW	6	6	4	1	0	5	25	16.00	14	5	2	1	0	0	0	0	4	.67	2	0	0	0	6	0	2	2	2	0	2	0	1	1	14	3	11	1	5	16.67
TAMMI Jukka	30	GK	6	1	0	0	0	0	0	0.00	0	0	0	0	0	0	0	0	0	0.00	0	0	0	0	0	0	0	0	0	0	0	0	0	0	8	1	7	0	0	0.00
KUIVALAINEN Pasi	1	GK	6	0	0	0	0	0	0	0.00	0	0	0	0	0	0	0	0	0	0.00	0	0	0	0	0	0	0	0	0	0	0	0	0	0	0	0	0	0	0	0.00
ALATALO Mika	15	LW	6	6	1	0	0	1	6	16.67	1	1	3	0	0	0	0	0	8	1.33	4	0	0	0	1	0	0	1	0	0	1	1	0	2	3	0	3	0	0	0.00
HÄMÄLÄINEN Erik	4	RD	6	6	1	0	1	2	20	5.00	7	8	4	1	0	0	0	1	6	1.00	3	0	0	0	27	0	7	13	1	0	6	8	4	4	11	6	5	0	0	0.00
KAPANEN Sami	24	LW	6	6	3	2	0	5	24	12.50	13	4	4	0	0	1	0	0	0	0.00	0	0	0	0	14	3	4	4	1	0	3	0	0	1	11	2	9	0	2	0.00
MÄKELÄ Mikko	42	RW	6	6	3	3	0	6	18	16.67	11	3	1	0	0	0	0	0	6	1.00	3	0	0	0	10	0	2	3	1	2	4	2	2	2	10	1	9	3	0	100.00
JUTILA Timo	5	RD	6	6	3	2	0	5	21	14.29	11	5	2	0	1	0	0	0	4	.67	2	0	0	0	36	8	3	12	2	4	5	8	2	4	11	2	9	1	0	100.00
MYLLYS Jarmo	35	GK	6	5	0	1	0	1	0	0.00	0	0	0	0	0	0	0	0	2	.40	1	0	0	0	0	0	0	0	0	0	0	0	0	0	30	8	22	0	0	0.00
STRÖMBERG Mika	26	RD	6	6	2	1	1	4	17	11.76	5	4	6	0	0	1	0	0	9	1.50	2	1	0	0	51	16	6	22	2	3	2	6	0	6	10	4	6	0	0	0.00
OJANEN Janne	8	CE	6	6	1	0	1	2	8	12.50	5	0	2	0	0	0	0	1	4	.67	2	0	0	0	8	1	1	1	0	2	4	0	1	0	5	1	4	33	40	45.21
LAUKKANEN Janne	12	LD	6	6	0	1	1	2	27	0.00	18	3	6	0	0	0	0	1	4	.67	2	0	0	0	40	8	5	20	0	6	3	4	3	3	9	3	6	1	1	50.00
NIEMINEN Mika	40	CE	6	6	2	2	0	4	17	11.76	10	2	3	1	0	0	0	0	2	.33	1	0	0	0	11	0	0	1	2	0	4	5	0	1	8	1	7	13	12	52.00
PALO Marko	13	RW	6	6	1	0	0	1	13	7.69	6	3	3	0	0	0	0	0	4	.67	2	0	0	0	8	0	1	2	1	0	3	1	0	0	1	1	0	2	1	66.67
HELMINEN Raimo	14	CE	6	6	1	1	3	5	6	16.67	5	0	0	1	0	0	0	0	0	0.00	0	0	0	0	13	2	3	3	1	0	5	3	3	1	12	3	9	60	37	61.86
KIPRUSOFF Marko	2	LD	6	6	2	1	0	3	20	10.00	10	5	3	1	0	0	0	0	0	0.00	0	0	0	0	12	0	5	9	0	2	6	1	4	7	15	2	13	0	0	0.00
VIRTA Hannu	23	RD	6	6	0	3	1	4	18	0.00	10	3	5	0	0	0	0	0	4	.67	2	0	0	0	22	4	7	6	1	5	4	2	3	4	16	2	14	0	0	0.00
KURRI Jari	17	RW	6	6	4	5	1	10	24	16.67	11	1	8	0	0	1	0	0	0	0.00	0	0	0	0	16	0	3	1	3	2	6	3	2	0	12	2	10	2	3	40.00
KOIVU Saku	11	CE	6	6	5	3	2	10	22	22.73	10	3	4	2	0	0	0	0	4	.67	2	0	0	0	6	1	2	0	1	1	2	1	2	0	16	4	12	45	44	50.56
KESKINEN Esa	9	CE	6	5	1	1	0	2	11	9.09	8	0	2	0	0	0	0	0	2	.40	1	0	0	0	8	0	3	1	2	1	1	1	1	0	7	1	6	42	51	45.16
IMMONEN Waltteri	7	LD	6	2	1	1	1	3	2	50.00	1	0	0	0	0	0	0	0	0	0.00	0	0	0	0	7	1	0	4	1	2	1	0	0	2	3	0	3	0	0	0.00
RUUTTU Christian	22	CE	6	2	2	1	0	3	4	50.00	1	0	1	0	0	1	0	0	2	1.00	1	0	0	0	2	0	0	0	1	0	2	0	0	1	3	0	3	1	4	20.00

Family & Surname	No	Po	GP	PI	MIP	MPI%	SOG	GA	SVS	SVS%	GAA	GKC	SHGA	SO	AVG	2	5	10	GMP	GAP
TAMMI Jukka	30	GK	6	1	60.00	16.67	20	1	19	95.00	1.00	5.00	1	0	0.00	0	0	0	0	0
KUIVALAINEN Pasi	1	GK	6	0	0.00	0.00	0	0	0	0.00	0.00	0.00	0	0	0.00	0	0	0	0	0
MYLLYS Jarmo	35	GK	6	5	300.00	83.33	121	8	113	93.39	1.60	10.57	2	2	.40	1	0	0	0	0

Players by Team AUT

Including Game No.:34

Family & Surname	No	Po	GP	PI	G	A1	A2	PTS	S	SG%	SSG	SSP	SPG	PPG	SHG	GWG	GTG	GAP	PIM	AVG	2	5	10	GMP	DAC	BCH	SCH	BBL	BAC	SBL	PRE	PCL	LOP	PAP	POP	NEP	+/-	FO+	FO-	FO%
PUSCHACHER Michael	23	GK	6	5	0	0	0	0	0	0.00	0	0	0	0	0	0	0	0	2	.40	1	0	0	0	0	0	0	0	0	0	0	0	0	0	14	12	2	0	0	0.00
DALPIAZ Claus	31	GK	6	1	0	0	0	0	0	0.00	0	0	0	0	0	0	0	0	0	0.00	0	0	0	0	1	0	0	0	0	0	0	1	0	0	0	0	0	0	0	0.00
SUTTNIG Michael	1	GK	6	2	0	0	0	0	0	0.00	0	0	0	0	0	0	0	0	0	0.00	0	0	0	0	1	0	1	0	0	0	0	0	0	0	1	12	-11	0	0	0.00
GÜNTNER Michael	32	LD	6	6	0	0	0	0	4	0.00	3	1	0	0	0	0	0	1	10	1.67	5	0	0	0	46	4	7	8	0	10	5	14	0	2	5	4	1	0	0	0.00
ULRICH Martin	47	LD	6	6	0	0	0	0	3	0.00	3	0	0	0	0	0	0	0	2	.33	1	0	0	0	33	7	2	7	0	0	11	12	2	4	5	5	0	0	1	0.00
BURTON James	6	LD	6	6	1	2	0	3	27	3.70	15	3	8	1	0	0	0	0	0	0.00	0	0	0	0	35	2	1	6	0	3	14	12	3	0	8	9	-1	0	0	0.00
LINDER Engelbert	14	LD	6	5	0	0	0	0	7	0.00	5	1	1	0	0	0	0	0	4	.80	2	0	0	0	5	2	3	0	1	0	0	0	0	1	1	4	-3	0	0	0.00
HOHENBERGER Herber	30	LD	6	6	1	1	1	3	18	5.56	12	4	1	1	0	0	0	0	12	2.00	6	0	0	0	38	7	4	10	0	1	9	11	2	2	5	11	-6	0	0	0.00
DOYLE Robin	29	LW	6	6	1	1	0	2	37	2.70	24	5	7	0	0	0	0	0	2	.33	1	0	0	0	33	0	4	5	7	2	11	6	0	2	3	7	-4	19	24	44.19
SHEA Michael	24	LD	6	6	0	1	0	1	11	0.00	3	4	4	0	0	0	0	0	0	0.00	0	0	0	0	49	2	8	11	0	1	12	16	0	1	3	6	-3	0	0	0.00
STRAUSS Wolfgang	4	LD	6	6	0	0	0	0	3	0.00	1	0	2	0	0	0	0	0	4	.67	2	0	0	0	31	2	2	8	0	1	4	17	1	2	4	4	0	0	0	0.00
UNTERLUGGAUER Gerh	8	LD	6	4	0	0	0	0	0	0.00	0	0	0	0	0	0	0	0	0	0.00	0	0	0	0	4	2	3	0	0	0	0	3	1	3	1	4	-3	0	0	0.00
KERTH Werner	26	LW	6	6	2	0	0	2	7	28.57	5	0	0	0	0	1	0	1	2	.33	1	0	0	0	25	3	3	0	2	2	10	5	0	0	5	5	0	5	1	83.33
KALT Dieter	74	LW	6	6	4	0	0	4	15	26.67	3	3	5	2	0	0	0	0	0	0.00	0	0	0	0	23	4	3	3	6	1	4	5	2	1	5	7	-2	1	0	100.00
PUSNIK Andreas	7	LW	6	6	0	2	1	3	19	0.00	12	2	5	0	0	0	0	0	2	.33	1	0	0	0	34	3	1	8	2	6	9	7	2	0	6	7	-1	53	68	43.80
PILLONI Patrick	20	LW	6	6	0	1	0	1	6	0.00	3	1	2	0	0	0	0	0	6	1.00	3	0	0	0	21	3	2	4	4	1	4	4	0	1	1	5	-4	1	3	25.00
MÜHR Manfred	13	LW	6	6	2	1	0	3	17	11.76	13	2	0	0	0	0	0	0	4	.67	2	0	0	0	24	3	3	3	6	0	5	6	1	1	5	8	-3	6	4	60.00
STRONG Kenneth	22	LW	6	6	2	0	0	2	21	9.52	11	3	5	0	0	0	0	1	8	1.33	4	0	0	0	30	2	4	4	5	0	8	9	2	0	5	10	-5	49	61	44.55
LANZINGER Günther	17	LW	6	6	0	0	0	0	7	0.00	4	2	1	0	0	0	0	0	0	0.00	0	0	0	0	16	2	3	1	2	0	5	5	2	0	2	7	-5	0	0	0.00
KROMP Wolfgang	27	LW	6	6	0	1	0	1	5	0.00	4	1	0	0	0	0	0	0	2	.33	1	0	0	0	11	1	1	3	1	0	3	2	0	0	1	2	-1	0	4	0.00
RAUCHENWALD Gerald	9	LW	6	6	1	0	0	1	8	12.50	5	2	0	0	0	0	0	2	12	2.00	6	0	0	0	27	5	5	4	3	1	8	3	1	1	2	7	-5	22	33	40.00
NASHEIM Richard	16	LW	6	6	1	0	0	1	26	3.85	15	3	7	0	0	0	0	0	4	.67	2	0	0	0	33	3	1	6	2	0	8	13	0	0	5	6	-1	0	1	0.00
PUSCHNIK Gerhard	12	LW	6	6	0	1	0	1	15	0.00	10	3	2	0	0	0	0	0	2	.33	1	0	0	0	19	2	1	6	5	1	3	2	1	0	3	3	0	1	3	25.00

Family & Surname	No	Po	GP	PI	MIP	MPI%	SOG	GA	SVS	SVS%	GAA	GKC	SHGA	SO	AVG	2	5	10	GMP	GAP
PUSCHACHER Michael	23	GK	6	5	270.73	75.34	161	12	149	92.55	2.65	19.74	1	1	.40	1	0	0	0	0
DALPIAZ Claus	31	GK	6	1	0.00	0.00	0	0	0	0.00	0.00	0.00	0	0	0.00	0	0	0	0	0
SUTTNIG Michael	1	GK	6	2	87.00	24.17	59	12	47	79.66	8.28	168.41	2	0	0.00	0	0	0	0	0

Team Statistics

Including Game 34

Scoring Efficiency

	GP	GF	SSG	SSP	SPG	S	SG%	R
CAN	6	27	185	62	77	351	7.69	6
SWE	6	29	183	59	54	325	8.92	2
RUS	6	31	216	70	76	393	7.89	5
FIN	6	39	174	51	63	327	11.93	1
GER	5	9	144	59	77	289	3.11	12
USA	6	22	138	46	42	248	8.87	3
CZE	6	17	203	51	77	348	4.89	9
AUT	6	15	151	40	50	256	5.86	7
FRA	5	8	91	36	43	178	4.49	10
ITA	6	19	98	54	52	223	8.52	4
[illegible]	5	9	88	30	31	158	5.70	8
GBR	5	7	113	32	34	186	3.76	11

Fair Play Cup

2	5	10	GMP	PIM	AVG	R
34	0	0	0	68	11.33	3
28	1	1	1	91	15.17	*GMP*
52	0	2	0	124	20.67	9
31	1	0	0	67	11.17	2
28	0	0	1	76	15.20	*GMP*
46	1	0	0	97	16.17	*ADC*
24	0	1	0	58	9.67	1
39	0	0	0	78	13.00	5
33	0	1	0	76	15.20	6
48	0	0	0	96	16.00	7
29	0	0	0	58	11.60	4
47	0	0	0	94	18.80	8

Face Offs

+:-	FO%	R
231:164	58.48	1
184:193	48.81	7
172:211	44.91	10
204:202	50.25	6
167:137	54.93	2
228:200	53.27	3
204:216	48.57	8
157:203	43.61	12
165:154	51.72	5
199:176	53.07	4
168:183	47.86	9
138:177	43.81	11

Power Play

	GP	TPP	PPGF	PP%	M:S	PPGA	R
CAN	6	64.26	7	21.73	9.12	2	5
SWE	6	52.12	6	22.99	8.42	0	3
RUS	6	61.21	7	22.82	8.46	0	4
FIN	6	43.49	7	31.95	6.16	1	2
GER	5	73.51	5	13.54	14.46	0	9
USA	6	40.36	7	34.48	5.48	3	1
CZE	6	51.29	4	15.54	12.52	0	8
AUT	6	47.03	4	17.00	11.46	0	7
FRA	5	29.33	2	13.54	14.47	0	10
ITA	6	51.10	5	19.54	10.14	2	6
NOR	5	35.49	1	5.58	35.49	0	11
GBR	5	45.03	1	4.44	45.03	0	12

Short Hand

TSH	SHGA	PK%	M:S	SHGF	R
53.40	3	88.82	17.53	0	4
41.13	1	95.15	41.13	2	1
69.14	4	88.44	17.19	1	5
44.43	3	86.58	14.54	1	6
33.07	4	75.84	8.17	0	10
61.32	3	90.25	20.31	0	2
32.13	3	81.38	10.44	1	7
61.06	3	90.18	20.22	0	3
42.25	5	76.42	8.29	0	9
66.13	7	78.86	9.28	0	8
28.15	8	43.36	3.32	1	12
62.41	12	61.71	5.13	2	11

Spectators

Tot	AVG	R
32930	5488	3
18250	3041	7
28530	4755	4
14350	2391	10
30060	6012	1
14650	2441	8
14550	2425	9
25100	4183	5
4900	980	12
34070	5678	2
7100	1420	11
16930	3386	6

Goalkeeping

	GP	GA	SVS	SOG	SVS%	GAA	SO	ENG	GKC	R
CAN	6	9	142	151	94.04	1.50	0	1	8.94	1
[illegible]	6	13	105	118	88.98	2.17	1	0	23.91	4
[illegible]	6	10	145	155	93.55	1.67	2	1	10.77	3
FIN	6	9	132	141	93.62	1.50	2	0	9.57	2
GER	5	14	95	109	87.16	2.80	1	0	35.95	6
USA	6	20	202	222	90.99	3.33	0	0	30.00	5
CZE	6	20	145	165	87.88	3.33	0	1	40.36	8
AUT	6	25	195	220	88.64	4.17	1	0	47.37	9
FRA	5	25	151	176	85.80	5.00	0	0	71.00	11
ITA	6	22	192	214	89.72	3.67	0	0	37.72	7
NOR	5	21	145	166	87.35	4.20	0	0	53.13	10
GBR	5	44	134	178	75.28	8.80	0	0	217.53	12

Defensive Activity

BCH	SCH	BBL	SBL	BAC	PRE	PCL	-LOP	-PAP	DAC	R
70	52	94	20	44	99	57	26	19	391	5
17	44	104	38	6	52	35	22	46	228	12
56	64	76	16	29	129	70	35	30	375	6
46	58	105	32	23	66	49	29	39	311	8
56	37	84	14	40	130	73	21	15	398	4
52	51	151	60	6	48	58	43	73	310	9
32	46	123	54	6	48	74	50	33	300	10
59	62	97	30	46	133	153	20	21	539	1
29	68	111	42	18	49	45	51	61	250	11
49	76	86	26	47	126	165	34	42	499	2
28	59	118	53	3	47	90	28	44	326	7
86	54	88	30	47	110	127	22	44	476	3

Spectators

Place	Total	Min	Max	AVG
Val di Fassa	23850	700	3200	1590
Bolzano-Bozen	70760	1200	7160	4717
Milano	26100	6000	7100	6525
TOTAL	120710			

Team Standings

Including Game 34

Game Results Group A

	CAN	RUS	GER	AUT	ITA	GBR
CAN		3:1	3:2	6:1	4:1	8:2
RUS	1:3		6:0	4:1	7:0	12:3
GER	2:3	0:6		2:2	1:3	4:0
AUT	1:6	1:4	2:2		1:3	10:0
ITA	1:4	0:7	3:1	3:1		10:2
GBR	2:8	3:12	0:4	0:10	2:10	

Game Results Group B

	SWE	FIN	USA	CZE	FRA	NOR
SWE		3:5	6:2	4:1	6:0	3:3
FIN	5:3		7:0	4:4	8:1	5:1
USA	2:6	0:7		5:3	5:1	7:2
CZE	1:4	4:4	3:5		5:2	2:2
FRA	0:6	1:8	1:5	2:5		4:1
NOR	3:3	1:5	2:7	2:2	1:4	

Standing Group A

	GP	W	T	L	GF:GA	Pts
1. CAN	5	5	0	0	24:7	10
2. RUS	5	4	0	1	30:7	8
3. ITA	5	3	0	2	17:15	6
4. AUT	5	1	1	3	15:15	3
5. GER	5	1	1	3	9:14	3
6. GBR	5	0	0	5	7:44	0

Standing Group B

	GP	W	T	L	GF:GA	Pts
1. FIN	5	4	1	0	29:9	9
2. SWE	5	3	1	1	22:11	7
3. USA	5	3	0	2	19:19	6
4. CZE	5	1	2	2	15:17	4
5. FRA	5	1	0	4	8:25	2
6. NOR	5	0	2	3	9:21	2

Play Off Quarter Final

Game No. 31	RUS - USA	1:3
Game No. 32	SWE - ITA	7:2
Game No. 33	CAN - CZE	3:2
Game No. 34	FIN - AUT	10:0

Play Off Relegation

Game No. 35 GBR - NOR

Play Off Semi Final

Game No. 36 USA - FIN
Game No. 37 SWE - CAN

Play Off Final

Final W36 - W37
3./4. Place L36 - L37

Goalkeepers

Including Game No.:34

#	Family & Surname	Team	No	GP	PI	MIP	MIP%	SOG	GA	SVS	SVS%	GAA	GKC	PIM	AVG	3	5	10	GWP	SHGA	SO
1.	SHTALENKOV Mikhail	RUS	1	6	6	296.16	82.48	130	5	125	96.15	1.01	3.88	0	0.00	0	0	0	0	3	2
2.	RANFORD Bill	CAN	30	6	4	240.00	66.67	103	6	97	94.17	1.50	8.74	0	0.00	0	0	0	0	3	0
3.	NORDSTRÖM Roger	SWE	30	6	4	240.00	66.67	62	5	57	91.94	1.25	10.07	0	0.00	0	0	0	0	1	1
4.	MYLLYS Jarmo	FIN	35	6	5	300.00	83.33	121	8	113	93.39	1.60	10.57	2	.40	1	0	0	0	2	2
5.	HEBERT Guy	USA	1	6	5	280.00	77.78	173	12	161	93.06	2.57	17.83	0	0.00	0	0	0	0	2	0
6.	PUSCHACHER Michael	AUT	23	6	5	270.73	75.34	161	12	149	92.55	2.65	19.74	2	.40	1	0	0	0	1	1
7.	HEISS Joseph	GER	30	5	3	179.20	59.78	61	8	53	86.89	2.68	35.13	0	0.00	0	0	0	0	2	0
8.	ROSATI Michael	ITA	34	6	4	240.00	66.67	139	14	125	89.93	3.50	35.24	0	0.00	0	0	0	0	4	0
9.	MERK Klaus	GER	27	5	2	120.00	40.00	48	6	42	87.50	3.00	37.50	0	0.00	0	0	0	0	2	1
10.	YLÖNEN Petri	FRA	29	5	5	263.50	87.94	159	18	141	88.68	4.09	46.29	0	0.00	0	0	0	0	5	0
11.	MARTHINSEN Jim	NOR	30	5	4	229.28	76.49	134	16	118	88.06	4.18	49.90	0	0.00	0	0	0	0	5	0
12.	BRIZA Petr	CZE	1	6	4	239.30	66.53	128	16	112	87.50	4.01	50.12	0	0.00	0	0	0	0	3	0
	SHIRGAZIEV Albert	RUS	30	6	3	22.32	6.26	6	0	6	100.00	0.00	0.00	0	0.00	0	0	0	0	0	2
	TAMMI Jukka	FIN	30	6	1	60.00	16.67	20	1	19	95.00	1.00	5.00	0	0.00	0	0	0	0	1	0
	FISET Stephane	CAN	31	6	2	120.00	33.33	48	3	45	93.75	1.50	9.37	0	0.00	0	0	0	0	0	0
	TUREK Roman	CZE	2	6	2	120.00	33.33	37	4	33	89.19	2.00	21.62	0	0.00	0	0	0	0	0	0
	DELFINO David	ITA	33	6	2	120.00	33.33	75	8	67	89.33	4.00	42.68	0	0.00	0	0	0	0	3	0
	SALO Tommy	SWE	35	6	2	120.00	33.33	56	8	48	85.71	4.00	57.16	0	0.00	0	0	0	0	0	0
	SCHISTAD Robert	NOR	1	5	2	70.32	23.51	32	5	27	84.38	4.25	66.38	0	0.00	0	0	0	0	3	0
	KUNTAR Les	USA	30	6	2	80.00	22.22	49	8	41	83.67	6.00	97.98	0	0.00	0	0	0	0	1	0
	IVANNIKOV Valeri	RUS	20	6	2	39.32	10.98	19	4	15	78.95	6.07	127.77	0	0.00	0	0	0	0	1	0
	MCKAY Martin	GBR	30	5	3	117.12	39.07	60	14	46	76.67	7.17	167.27	2	.67	1	0	0	0	4	0
	SUTTNIG Michael	AUT	1	6	2	87.00	24.17	59	12	47	79.66	8.28	168.41	0	0.00	0	0	0	0	2	0
	MCCRONE John	GBR	1	5	3	104.82	35.12	75	18	57	76.00	10.25	246.00	0	0.00	0	0	0	0	4	0
	HANSON Moray	GBR	29	5	2	77.26	25.81	43	12	31	72.09	9.30	259.56	0	0.00	0	0	0	0	3	0
	VALLIERE Michel	FRA	31	5	1	36.10	12.06	17	6	11	64.71	9.95	351.13	0	0.00	0	0	0	0	0	0

SELIGER Marc	GER	40	5	
CAMPESE Bruno	ITA	30	6	
DALPIAZ Claus	AUT	31	6	
LITTMAN David	USA	29	6	
KUIVALAINEN Pasi	FIN	1	6	
LHENRY Fabrice	FRA	30	5	
ALLMAN Steve	NOR	35	5	
BIEGL Radek	CZE	30	6	
HEDBERG Johan	SWE	1	6	

Most Fair Players

Including Game No.:34

R	Family & Surname	Team	No	Po	GP	PI	2	5	10	GWP	PIM	AVG	GAP	G	A	PTS	+/-	DAC
1.	KURRI Jari	FIN	17	RW	6	6	0	0	0	0	0	0.00	0	4	6	10	10	16
2.	SAKIC Joe	CAN	19	CE	6	6	0	0	0	0	0	0.00	0	4	3	7	6	14
3.	JANNEY Craig	USA	15	CE	6	5	0	0	0	0	0	0.00	0	1	5	6	0	4
4.	KAPANEN Sami	FIN	24	LW	6	6	0	0	0	0	0	0.00	0	3	2	5	9	14
4.	SWEENEY Tim	USA	12	LW	6	6	0	0	0	0	0	0.00	0	3	2	5	-4	3
4.	HELMINEN Raimo	FIN	14	CE	6	6	0	0	0	0	0	0.00	0	1	4	5	9	13
7.	KALT Dieter	AUT	74	LW	6	6	0	0	0	0	0	0.00	0	4	0	4	-2	23
7.	KUCERA Jiri	CZE	14	CE	6	6	0	0	0	0	0	0.00	0	4	0	4	1	10
7.	PAVLU Martin	ITA	28	RW	6	6	0	0	0	0	0	0.00	0	1	3	4	-4	28
10.	BERANEK Josef	CZE	29	CE	6	6	0	0	0	0	0	0.00	0	1	2	3	2	8
10.	DE ANGELIS Michael	ITA	37	LD	6	6	0	0	0	0	0	0.00	0	0	3	3	4	39
10.	BURTON James	AUT	6	LD	6	6	0	0	0	0	0	0.00	0	1	2	3	-1	35
10.	KIPRUSOFF Marko	FIN	2	LD	6	6	0	0	0	0	0	0.00	0	2	1	3	13	12
14.	KÖPF Ernst	GER	33	RW	5	5	0	0	0	0	0	0.00	0	3	0	3	1	16
15.	IMMONEN Waltteri	FIN	7	LD	6	2	0	0	0	0	0	0.00	0	1	2	3	3	7
16.	KADLEC Drahomir	CZE	5	RD	6	6	0	0	0	0	0	0.00	0	1	1	2	-1	7
16.	JANECKY Otakar	CZE	20	RW	6	6	0	0	0	0	0	0.00	0	0	2	2	0	10
16.	KASTAK Kamil	CZE	12	LW	6	6	0	0	0	0	0	0.00	0	1	1	2	-4	11
16.	WOLANIN Craig	USA	2	LD	6	6	0	0	0	0	0	0.00	0	2	0	2	-2	21
16.	STILLMAN Fredrik	SWE	14	LD	6	6	0	0	0	0	0	0.00	0	1	1	2	5	30
16.	ANDERSSON Mikael	SWE	23	RW	6	6	0	0	0	0	0	0.00	0	2	0	2	4	10
22.	LEMARQUE Eric	FRA	18	LW	5	5	0	0	0	0	0	0.00	0	1	1	2	-3	9
22.	RATH Marius	NOR	37	LW	5	5	0	0	0	0	0	0.00	0	2	0	2	1	5
22.	KNUTSEN Espen	NOR	41	CE	5	5	0	0	0	0	0	0.00	0	2	0	2	-5	21
22.	MCEWEN Douglas	GBR	10	CE	5	5	0	0	0	0	0	0.00	0	1	1	2	-13	30

Gestetner

Most Penalized Players

Including Game No.:34

R.	Family & Surname	Team	No	Po	GP	PI	2	5	10	GMP	PIM	AVG	GAP	G	A	PTS	+/-	DAC	
1.	DACKELL Andreas	SWE	12	RW	6	5	0	1	0	1	25	5.00	0	2	2	4	7	6	
2.	BENDA Jan	GER	32	RW	5	5	2	0	0	1	24	4.80	0	0	0	0	-4	15	
3.	KOZLOV Viatcheslav	RUS	18	LW	6	1	2	0	0	0	4	4.00	0	0	0	0	0	2	
4.	PAJONKOWSKI Franck	FRA	32	CE	5	5	4	0	1	0	18	3.60	0	1	1	2	-4	10	
5.	ULANOV Igor	RUS	28	LD	6	6	5	0	1	0	20	3.33	0	1	0	1	1	45	
6.	LILLEY John	USA	19	RW	6	6	6	1	0	0	17	2.83	3	1	0	1	1	6	
7.	VILLE Christophe	FRA	21	CE	5	3	4	0	0	0	8	2.67	1	0	1	1	1	7	
8.	HOPE Shannon	GBR	6	LD	5	5	6	0	0	0	12	2.40	3	0	0	0	-8	25	
.	COMPLOI Georg	ITA	20	RD	6	6	7	0	0	0	14	2.33	0	0	0	0	-6	25	
9.	WEIGHT Doug	USA	9	CE	6	6	7	0	0	0	14	2.33	1	0	4	4	2	11	
9.	LARSSON Jan	SWE	17	CE	6	6	2	0	1	0	14	2.33	0	0	2	2	4	14	
12.	RAUCHENWALD Gerald	AUT	9	LW	6	6	6	0	0	0	12	2.00	2	1	0	1	-5	27	
12.	HOHENBERGER Herber	AUT	30	LD	6	6	6	0	0	0	12	2.00	0	1	2	3	-6	38	
12.	CHITARRONI Mario	ITA	24	CE	6	6	6	0	0	0	12	2.00	1	1	1	2	-3	54	
12.	YUSKEVICH Dmitri	RUS	2	RD	6	6	6	0	0	0	12	2.00	0	1	2	3	6	38	
12.	JAKOBSEN Tommy	NOR	7	RD	5	4	4	0	0	0	8	2.00	1	0	0	0	-5	31	
12.	KAMENSKY Valeri	RUS	13	RW	6	6	1	0	1	0	12	2.00	0	5	5	10	12	16	
12.	O'CONNER Michael	GBR	3	LD	5	5	5	0	0	0	10	2.00	1	0	0	0	-9	16	
12.	PODEIN Shjon	USA	13	LW	6	6	6	0	0	0	12	2.00	0	3	1	4	4	16	
12.	LEMOINE Jean-Phili	FRA	16	LD	5	4	4	0	0	0	8	2.00	1	0	0	0	-5	22	
21.	GÜNTNER Michael	AUT	32	LD	6	6	5	0	0	0	10	1.67	1	0	0	0	1	46	
21.	FIGLIUZZI Stefan	ITA	91	CE	6	6	5	0	0	0	10	1.67	2	3	0	3	-3	32	
21.	DOLEZAL Jiri	CZE	26	LW	6	6	0	0	1	0	10	1.67	0	2	1	3	0	21	
21.	NEATON Pat	USA	6	LD	6	6	5	0	0	0	10	1.67	0	2	0	2	-1	30	
25.	MALO Andre	GBR	27	LD	5	5	4	0	0	0	8	1.60	0	0	0	0	-12	28	
	LINDSAY Bill	USA	21	LW	6	5	1	0	0	0	2	.40	1	3	1	4	3	4	*ADC*

Gastatner

Top Scorers

Including Game No.:34

R	Family & Surname	Team	No	Po	GP	PI	G	A1	A2	PTS	S	SG%	SBG	SBP	SPG	PPG	SHG	GWG	GTG	PIM	AVG	2	5	10	GMP	GAP	POP	NEP	+/-	FO+	FO-	FO%	DAG
1.	KOIVU Saku	FIN	11	CE	6	6	5	5	5	10	22	22.73	10	3	4	2	0	0	0	4	.67	2	0	0	0	0	16	4	12	45	44	50.56	6
2.	KAMENSKY Valeri	RUS	13	RW	6	6	5	4	1	10	41	12.20	18	7	11	1	0	0	0	12	2.00	1	0	1	0	0	15	3	12	2	4	33.33	16
3.	KURRI Jari	FIN	17	RW	6	6	4	5	1	10	24	16.67	11	1	8	0	0	1	0	0	0.00	0	0	0	0	0	12	2	10	2	3	40.00	16
4.	KARIYA Paul	CAN	27	LW	6	6	4	5	1	10	15	26.67	4	1	6	1	0	0	0	2	.33	1	0	0	0	0	12	2	10	0	0	0.00	10
5.	SUNDIN Mats	SWE	13	RW	6	6	5	4	0	9	29	17.24	16	5	3	1	0	0	0	2	.33	1	0	0	0	0	11	4	7	9	6	60.00	8
6.	FEDULOV Igor	RUS	11	LW	6	6	4	3	2	9	22	18.18	13	3	2	2	0	0	0	6	1.00	3	0	0	0	0	12	1	11	46	45	50.55	19
7.	KOVALENKO Andrei	RUS	26	LW	6	6	3	2	3	8	23	13.04	11	4	5	1	0	1	0	2	.33	1	0	0	0	0	14	4	10	11	10	52.38	15
8.	SAKIC Joe	CAN	19	CE	6	6	4	2	1	7	21	19.05	11	3	3	2	0	1	0	0	0.00	0	0	0	0	0	9	3	6	39	28	58.21	14
9.	ORLANDO Gaetano	ITA	17	CE	6	6	3	4	0	7	14	21.43	10	1	0	0	0	1	0	6	1.00	3	0	0	0	0	9	4	5	70	56	55.56	31
10.	SHANAHAN Brendan	CAN	14	LW	6	4	4	2	0	6	24	16.67	13	5	2	1	0	1	0	6	1.50	3	0	0	0	0	8	3	5	9	6	60.00	8
11.	MÄKELÄ Mikko	FIN	42	RW	6	6	3	3	0	6	18	16.67	11	3	1	0	0	0	0	6	1.00	3	0	0	0	0	10	1	9	3	0	100.00	10
12.	HANSSON Roger	SWE	11	LW	6	6	3	3	0	6	27	11.11	15	6	3	0	0	2	0	4	.67	2	0	0	0	1	10	5	5	0	0	0.00	4
13.	LEHTINEN Jere	FIN	20	RW	6	6	2	3	1	6	24	8.33	17	1	4	0	0	1	0	2	.33	1	0	0	0	0	16	4	12	0	2	0.00	13
14.	BERGQVIST Jonas	SWE	18	LW	6	6	2	2	2	6	26	7.69	17	3	4	0	1	0	0	2	.33	1	0	0	0	0	9	3	6	2	4	33.33	5
15.	JANNEY Craig	USA	15	CE	6	5	1	3	2	6	5	20.00	2	1	1	1	0	0	0	0	0.00	0	0	0	0	0	8	8	0	52	38	57.78	4
16.	PELTONEN Ville	FIN	16	LW	6	6	4	1	0	5	25	16.00	14	5	2	1	0	0	0	4	.67	2	0	0	0	0	14	3	11	1	5	16.67	6
17.	SVENSSON Magnus	SWE	8	LD	6	6	4	1	0	5	31	12.90	15	7	5	3	0	0	0	8	1.33	4	0	0	0	0	11	6	5	0	0	0.00	26
18.	JUTILA Timo	FIN	5	RD	6	6	3	2	0	5	21	14.29	11	5	2	0	1	0	0	4	.67	2	0	0	0	0	11	2	9	1	0	100.00	36
19.	KAPANEN Sami	FIN	24	LW	6	6	3	2	0	5	24	12.50	13	4	4	0	0	1	0	0	0.00	0	0	0	0	0	11	2	9	0	2	0.00	14
20.	SANDERSON Geoff	CAN	8	CE	6	6	3	1	1	5	25	12.00	14	3	5	0	0	1	0	6	1.00	3	0	0	0	0	7	2	5	2	2	50.00	15
21.	SWEENEY Tim	USA	12	LW	6	6	3	2	0	5	15	20.00	8	1	3	1	0	1	0	0	0.00	0	0	0	0	0	7	11	-4	27	38	41.54	3
22.	BJAKIN Ilja	RUS	6	LD	6	6	2	3	0	5	27	7.41	16	5	4	0	1	2	0	2	.33	1	0	0	0	0	10	5	5	0	0	0.00	17
23.	BERGLUND Charles	SWE	22	CE	6	6	2	2	1	5	13	15.38	7	0	4	0	0	0	0	2	.33	1	0	0	0	0	8	5	3	49	42	53.85	11
24.	HELMINEN Raimo	FIN	14	CE	6	6	1	1	3	5	6	16.67	5	0	0	1	0	0	0	0	0.00	0	0	0	0	0	12	3	9	60	37	61.86	13
25.	ARNOTT Jason	CAN	7	CE	6	6	0	3	2	5	24	0.00	14	6	4	0	0	0	0	8	1.33	4	0	0	0	0	12	2	10	53	40	56.99	28
26.	TOPATIGH Lucio	ITA	27	RW	6	6	4	0	0	4	17	23.53	4	1	8	1	0	1	0	8	1.33	4	0	0	0	0	8	2	6	0	1	0.00	21
27.	KUCERA Jiri	CZE	14	CE	6	6	4	0	0	4	16	25.00	6	1	5	2	1	1	0	0	0.00	0	0	0	0	0	5	4	1	54	70	43.55	10
28.	KALT Dieter	AUT	74	LW	6	6	4	0	0	4	15	26.67	3	3	5	2	0	0	0	0	0.00	0	0	0	0	0	5	7	-2	1	0	100.00	23
29.	YOUNG Scott	USA	23	RW	6	6	3	1	0	4	34	8.82	18	5	8	1	0	1	0	2	.33	1	0	0	0	0	10	2	8	7	3	70.00	16
30.	PODEIN Shjon	USA	13	LW	6	6	3	1	0	4	12	25.00	7	0	2	0	0	0	0	12	2.00	6	0	0	0	0	9	5	4	11	13	45.83	16
31.	JÖNSSON Jörgen	SWE	20	CE	6	5	3	0	1	4	12	25.00	5	2	2	0	0	0	0	2	.40	1	0	0	0	0	4	2	2	2	1	66.67	5
32.	ZEMLICKA Richard	CZE	13	LW	6	6	3	0	1	4	18	16.67	9	2	4	0	0	0	0	6	1.00	3	0	0	0	1	5	4	1	2	4	33.33	9
33.	NIEMINEN Mika	FIN	40	CE	6	6	2	2	0	4	17	11.76	10	2	3	1	0	0	0	2	.33	1	0	0	0	0	8	1	7	13	12	52.00	11
34.	DACKELL Andreas	SWE	12	RW	6	5	2	2	0	4	9	22.22	5	1	1	0	0	0	0	25	5.00	0	1	0	1	0	8	1	7	0	1	0.00	6
35.	STRÖMBERG Mika	FIN	26	RD	6	6	2	1	1	4	17	11.76	5	4	6	0	0	1	0	9	1.50	2	1	0	0	0	10	4	6	0	0	0.00	51
36.	RUCINSKY Martin	CZE	24	LW	6	6	2	2	0	4	27	7.41	20	1	4	1	0	0	0	8	1.33	4	0	0	0	2	7	3	4	1	2	33.33	15
37.	FORSLUND Tomas	SWE	27	LW	6	3	2	2	0	4	6	33.33	3	0	1	0	0	1	0	4	1.33	2	0	0	0	0	4	1	3	0	0	0.00	2
38.	PAVLU Martin	ITA	28	RW	6	6	1	3	0	4	11	9.09	4	4	2	0	0	0	0	0	0.00	0	0	0	0	0	4	8	-4	2	2	50.00	28
39.	VIRTA Hannu	FIN	23	RD	6	6	0	3	1	4	18	0.00	10	3	5	0	0	0	0	4	.67	2	0	0	0	0	16	2	14	0	0	0.00	22
40.	WEIGHT Doug	USA	9	CE	6	6	0	4	0	4	12	0.00	10	1	1	0	0	0	0	14	2.33	7	0	0	0	1	6	4	2	50	46	52.08	11
41.	BURE Valeri	RUS	23	LW	6	6	3	0	0	3	25	12.00	14	4	4	1	0	0	0	2	.33	1	0	0	0	0	9	0	9	0	1	0.00	8
42.	CORSON Shayne	CAN	9	RW	6	5	3	0	0	3	10	30.00	7	0	0	0	0	2	0	4	.80	2	0	0	0	0	4	1	3	12	12	50.00	15
43.	KÖPF Ernst	GER	33	RW	5	5	3	0	0	3	24	12.50	12	2	7	2	0	0	0	0	0.00	0	0	0	0	0	5	4	1	0	0	0.00	16
44.	FIGLIUZZI Stefan	ITA	91	CE	6	6	3	0	0	3	9	33.33	3	0	3	0	0	1	0	10	1.67	5	0	0	0	2	4	7	-3	47	39	54.65	32
45.	KIPRUSOFF Marko	FIN	2	LD	6	6	2	1	0	3	20	10.00	10	5	3	1	0	0	0	0	0.00	0	0	0	0	0	15	2	13	0	0	0.00	12
46.	RICCI Mike	CAN	10	CE	6	6	2	1	0	3	10	20.00	6	1	1	0	0	0	0	6	1.00	3	0	0	0	0	6	2	4	60	32	65.22	16
47.	BEREZIN Sergei	RUS	29	RW	6	6	2	1	0	3	31	6.45	19	5	5	1	0	0	0	2	.33	1	0	0	0	0	7	3	4	3	2	60.00	16
48.	BRIND'AMOUR Rod	CAN	17	CE	6	6	2	0	1	3	14	14.29	9	2	1	1	0	0	0	2	.33	1	0	0	0	0	6	2	4	49	40	55.06	33
49.	RUUTTU Christian	FIN	22	CE	6	2	2	1	0	3	4	50.00	1	0	1	0	0	1	0	2	1.00	1	0	0	0	0	3	0	3	1	4	20.00	2
50.	EMERSON Nelson	CAN	18	CE	6	6	2	1	0	3	12	16.67	5	1	4	1	0	1	0	2	.33	1	0	0	0	0	4	2	2	2	3	40.00	12

Defensive Activity

Including Game No.:34

R	Family & Surname	Team	No	Po	GP	PI	G	A1	A2	PTS	DAC	BCH	SCH	BBL	GBL	PNE	PCL	LOP	PAP	PIM	AVG	2	5	10	GWP	GAP	POP	NEP	+/-	FO+	FO-	FO%
1.	CHITARRONI Mario	ITA	24	CE	6	6	1	1	0	2	54	10	9	2	2	7	20	0	0	12	2.00	6	0	0	0	1	5	8	-3	63	58	52.07
2.	STRÖMBERG Mika	FIN	26	RD	6	6	2	1	1	4	51	16	6	22	3	2	6	0	6	9	1.50	2	1	0	0	0	10	4	6	0	0	0.00
3.	SHEA Michael	AUT	24	LD	6	6	0	1	0	1	49	2	8	11	1	12	16	0	1	0	0.00	0	0	0	0	0	3	6	-3	0	0	0.00
4.	COOPER Stephen	GBR	5	LD	5	5	0	0	0	0	48	10	8	10	2	11	15	2	7	0	0.00	0	0	0	0	0	3	12	-9	0	0	0.00
5.	GÜNTNER Michael	AUT	32	LD	6	6	0	0	0	0	46	4	7	8	10	5	14	0	2	10	1.67	5	0	0	0	1	5	4	1	0	0	0.00
6.	ULANOV Igor	RUS	28	LD	6	6	1	0	0	1	45	15	4	8	2	14	7	3	2	20	3.33	5	0	1	0	0	5	4	1	0	0	0.00
7.	CHAMBERS Shawn	USA	4	LD	6	6	0	1	2	3	42	8	6	17	8	6	9	4	9	4	.67	2	0	0	0	0	10	10	0	0	0	0.00
8.	HILL Sean	USA	28	RD	6	6	0	0	2	2	43	7	6	14	10	6	8	4	4	4	.67	2	0	0	0	0	4	2	2	0	0	0.00
9.	ANDERSEN BÖE Carl	NOR	4	RD	5	5	0	1	0	1	42	6	6	23	3	5	6	1	6	6	1.20	3	0	0	0	1	5	3	2	0	0	0.00
10.	HOLAN Milos	CZE	4	LD	6	6	0	2	1	3	42	4	7	22	2	2	8	0	5	8	1.33	4	0	0	0	0	7	8	-1	0	0	0.00
11.	CIRCELLI Anthony	ITA	25	RD	6	6	2	0	0	2	41	3	2	8	9	10	15	2	5	2	.33	1	0	0	0	0	8	8	0	0	0	0.00
12.	LAUKKANEN Janne	FIN	12	LD	6	6	0	1	1	2	40	8	5	20	6	3	4	3	3	4	.67	2	0	0	0	1	9	3	6	1	1	50.00
13.	MORRIS Frank	GBR	24	CE	5	5	0	0	0	0	40	4	0	6	4	13	7	2	1	8	1.60	4	0	0	0	2	2	13	-11	4	4	50.00
14.	DE ANGELIS Michael	ITA	37	LD	6	6	0	3	0	3	39	0	9	6	1	11	14	1	1	0	0.00	0	0	0	0	0	8	4	4	0	1	0.00
15.	GULDA Peter	GER	8	LD	5	5	0	2	0	2	39	9	3	9	2	13	4	0	1	2	.40	1	0	0	0	0	4	3	1	0	0	0.00
16.	YUSKEVICH Dmitri	RUS	2	RD	6	6	1	1	1	3	38	7	8	7	2	11	8	2	3	12	2.00	6	0	0	0	0	10	4	6	0	0	0.00
17.	HOHENBERGER Herber	AUT	30	LD	6	6	1	1	1	3	38	7	4	10	2	9	11	2	2	12	2.00	6	0	0	0	0	5	11	-6	0	0	0.00
18.	MEYER Jayson	GER	35	RD	5	5	1	0	0	1	38	4	1	7	1	19	9	1	2	6	1.20	3	0	0	0	0	2	5	-3	0	0	0.00
19.	RICHARDSON Luke	CAN	22	LD	6	6	0	0	1	1	37	12	4	14	3	3	4	2	1	4	.67	2	0	0	0	0	7	2	5	0	0	0.00
20.	IOVIO Emilio	ITA	9	LW	6	6	1	0	0	1	37	1	4	7	8	9	14	2	1	4	.67	2	0	0	0	0	5	5	0	1	7	12.50
21.	MAYR Jörg	GER	6	RD	5	5	0	0	0	0	37	10	3	8	3	8	8	2	1	2	.40	1	0	0	0	0	3	7	-4	0	0	0.00
22.	JUTILA Timo	FIN	5	RD	6	6	3	2	0	5	36	8	3	12	4	5	8	2	4	4	.67	2	0	0	0	0	11	2	9	1	0	100.00
23.	SALSTEN Petter	NOR	2	RD	5	5	0	1	0	1	36	5	7	14	3	6	8	4	4	6	1.20	3	0	0	0	1	4	7	-3	0	0	0.00
24.	COTE Matthew	GBR	7	RW	5	5	0	0	0	0	36	8	2	10	9	4	8	1	5	8	1.60	4	0	0	0	2	1	11	-10	2	0	100.00
25.	BURTON James	AUT	6	LD	6	6	1	2	0	3	35	2	1	6	3	14	12	3	0	0	0.00	0	0	0	0	0	8	9	-1	0	0	0.00
26.	OBERRAUCH Robert	ITA	4	LD	6	6	0	1	0	1	35	5	8	4	2	14	22	10	7	8	1.33	4	0	0	0	1	7	6	1	0	0	0.00
27.	MECIAR Stanislav	CZE	27	RD	6	6	0	0	0	0	35	2	9	16	11	1	5	5	4	4	.67	2	0	0	0	0	5	5	0	0	0	0.00
28.	PUSNIK Andreas	AUT	7	LW	6	6	0	2	1	3	34	2	1	8	6	9	7	2	0	2	.33	1	0	0	0	0	6	7	-1	53	68	43.80
29.	SHENDELEV Sergei	RUS	22	LD	6	6	1	1	0	2	34	2	5	11	3	10	6	4	0	8	1.33	4	0	0	0	1	15	3	12	0	0	0.00
30.	DE GAETANO Philip	ITA	3	RD	6	6	0	0	1	1	34	3	2	9	2	9	14	1	4	4	.67	2	0	0	0	0	7	5	2	0	0	0.00
31.	BRIND'AMOUR Rod	CAN	17	CE	6	6	2	0	1	3	33	2	6	5	2	11	3	3	0	2	.33	1	0	0	0	0	6	2	4	49	40	55.06
32.	DOYLE Robin	AUT	29	LW	6	6	1	1	0	2	33	0	4	5	2	11	6	0	2	2	.33	1	0	0	0	0	3	7	-4	19	24	44.19
33.	NASHEIM Richard	AUT	16	LW	6	6	1	0	0	1	33	3	2	6	8	8	13	0	0	4	.67	2	0	0	0	0	5	6	-1	0	1	0.00
34.	ULRICH Martin	AUT	47	LD	6	6	0	0	0	0	33	7	2	7	0	11	12	2	4	2	.33	1	0	0	0	0	5	5	0	0	1	0.00
35.	SCERBAN Bedrich	CZE	6	RD	6	6	0	0	0	0	33	3	5	19	3	2	7	1	5	4	.67	2	0	0	0	1	4	7	-3	0	0	0.00
36.	FIGLIUZZI Stefan	ITA	91	CE	6	6	3	0	0	3	32	2	6	8	2	11	4	0	1	10	1.67	5	0	0	0	2	4	7	-3	47	39	54.65
37.	BREBENT Richard	GBR	13	CE	5	5	1	0	0	1	32	7	3	5	1	5	7	0	1	8	1.60	4	0	0	0	1	2	12	-10	32	50	39.02
38.	SJÖDIN Tommy	SWE	2	RD	6	6	0	0	0	0	32	2	2	16	7	4	7	0	6	4	.67	2	0	0	0	0	9	4	5	0	0	0.00
39.	ORLANDO Gaetano	ITA	17	CE	6	6	3	4	0	7	31	1	5	4	2	8	8	5	0	6	1.00	3	0	0	0	0	9	4	5	70	56	55.56
40.	ZHITNIK Alexei	RUS	4	LD	6	6	1	0	0	1	31	12	7	7	0	10	4	3	6	8	1.33	4	0	0	0	0	6	2	4	0	0	0.00
41.	KIENASS Torsten	GER	3	RD	5	5	0	1	0	1	31	2	4	8	0	7	11	0	1	2	.40	1	0	0	0	0	3	3	0	0	0	0.00
42.	STRAUSS Wolfgang	AUT	4	LD	6	6	0	0	0	0	31	2	2	8	1	4	17	1	2	4	.67	2	0	0	0	0	4	4	0	0	0	0.00
43.	JAKOBSEN Tommy	NOR	7	RD	5	4	0	0	0	0	31	3	6	9	11	1	6	3	2	8	2.00	4	0	0	0	1	1	6	-5	0	0	0.00
44.	STILLMAN Fredrik	SWE	14	LD	6	6	1	1	0	2	30	0	8	10	9	4	5	3	3	0	0.00	0	0	0	0	0	8	3	5	1	0	100.00
45.	BEERS Bob	USA	3	RD	6	6	2	0	0	2	30	4	6	14	10	7	4	1	15	2	.33	1	0	0	0	0	11	10	1	0	0	0.00
46.	NEATON Pat	USA	6	LD	6	6	2	0	0	2	30	10	7	17	1	1	3	4	6	10	1.67	5	0	0	0	0	5	6	-1	0	0	0.00
47.	STRONG Kenneth	AUT	22	LW	6	6	2	0	0	2	30	2	4	4	0	8	9	2	0	8	1.33	4	0	0	0	1	5	10	-5	49	61	44.55
48.	MCEWEN Douglas	GBR	10	CE	5	5	1	1	0	2	30	5	3	1	3	12	7	0	3	0	0.00	0	0	0	0	0	3	16	-13	3	4	42.86
49.	CRANSTON Tim	GBR	4	CE	5	5	0	0	0	0	30	2	3	10	0	4	5	0	1	4	.80	2	0	0	0	1	0	14	-14	25	33	43.10
50.	ARNOTT Jason	CAN	7	CE	6	6	0	3	2	5	28	9	1	4	1	6	6	1	0	8	1.33	4	0	0	0	0	12	2	10	53	40	56.99

Penalty Statistics (Caused by / against)

Including Game 34

Offence	Caused by CAN	SWE	RUS	FIN	GER	USA	CZE	AUT	FRA	ITA	NOR	GBR	Caused against CAN	SWE	RUS	FIN	GER	USA	CZE	AUT	FRA	ITA	NOR	GBR	Sum
ABUSE																									
ADJUST																									
AT-INJ																									
AT-KICK																									
ALTERC																									
BENCH				1																					
BOARD	2					1			1	1		2		1	1		3		1			1			1 7 1
[illegible]T									1					1											
[illegible]E																									
CHARGE	1	2	2	1		2	1	3	1	1				1	1		4	2	3				2	1	14
CROSS	3	4	1	3	2	2	2	2	2	5	2	2		3	3	4	2	3	3	2	2	2	3	3	30
DANG-E																									
DELAY				1			1	3				1	2				1	1				1		1	6
DEL-INJ																									
DISPL-N																									
ELBOW			4			2		1	1	3		1	1	3	1	1	1	1				2		2	12
EXC-R				1		1										1		1							2
FAL-P																									
FIST																									
FO																									
GA-MISC		1			1										1						1				2
GR-MISC																									
HAND-P																									
HI-ST	2	3	7	4	2	1	2		1	5	1	6	2	3	4		2	4	2	3	2	6	2	4	34
HOLD	6	6	8	5	6	4	4	15	6	10	6	8	16	6	10	4	10	7	5	5	6	7	3	5	84
HOOK	5	4	10	6	1	7	4	2	6	12	8	11	8	6	11	9	8	6	6	5	2	8	3	4	76
ILL-EQ																									
ILL-ST																									
INTERF	5	2	6	3	6	3	3	1	4	4	4	5	6	3	4	4	3	4	4	7	1	2	5	3	46
INTER-SP																									
KICK																									
KNEE																									
L-PLB																									
L-PEB																									
MATCH																									
MISC		1	3				1		1				2			1		2						1	6
MOLEST																									
OBS-L																									
OTHER																									
[illegible]S																									
[illegible]-FR																									
PUCK-H						2									1				1						2
PUCK-OUT																									
REFUSE																									
ROUGH	5	4	6	4	5	9	1	6	6	3	5	5	1	5	7	6	7	3	5	3	7	6	4	5	59
SLASH	3		5	2		9	1	4	2	1	1	3	1	1	5	2	5	4	2		2	3	4	2	31
SPEAR		1																1							1
START-L																									
TOO-M					1	1						1	1		1						1				3
THRO-P																									
THRO-ST																									
TRIP	2	2	3	1	4	3	5	2	2	2	2	2	5	4	2	2	3	1	2	5	1		3	2	30
UNSPORT		1			1					1										1		2			3
Sum	34	31	55	32	29	47	25	39	34	48	29	47	45	37	52	34	49	40	34	31	25	40	30	33	450

Gestetner

Penalty Distribution

Including Game 34

Offence	Minute 1 2 3 4 5 6 7 8 9 10	sum	11 12 13 14 15 16 17 18 19 20	sum	21 22 23 24 25 26 27 28 29 30	sum	OT	sum
ABUSE								
ADJUST								
AT-INJ								
AT-KICK								
ALTERC								
BENCH			1	1				
BOARD	1	2	1 1	3				2
BRO-ST			1	1				
BUTT-E								
CHARGE	1 2 1 2	6	2 1	3				5
CROSS	1 1 1 1 2 1 1 1 1 3	14	2 2 1	8	1 1 1 1 1 1 1 1	8		8
DANG-E								
DELAY	1 1 1	4	1	1	1	1		1
DEL-INJ								
DISPL-N								
ELBOW	1 1 1 1 1	5	1	2	1	5		5
EXC-R			2	2				
FAL-P								
FIST								
FO								
GA-MISC					1	2		2
GR-MISC								
HAND-P								
HI-ST	2 1 1 1 1	6	1 1 1 1 1 1 1 1 3 1	14	1 2 1 3 1 2 2	14		14
HOLD	1 2 2 2 1 2 3 3 3 1 1 1 1 3	26	1 2 1 2 2 3 2 1 1 1 4 1 2 3 2	28	2 1 1 2 2 4 2 1 1 1 1 1 2 2 3 2 1 1	30		30
HOOK	1 3 1 2 4 2 1 1 2 1 5 3 1 1 1	29	1 1 1 1 2 2 1 3 3 4 2 1 1 1 1 1	26	1 2 1 2 1 3 3 1 2 1 1	21		21
ILL-EQ								
ILL-ST								
INTERF	2 1 1 1 1 2 2 1 2 2 1 1 1 1 1	20	3 2 4 1 1 1 3 2 1 1 3	22	1 1 1 1	4		4
INTER-SP								
KICK								
KNEE								
L-PLB								
L-PEB								
MATCH								
MISC	2	2	1 1	2	1	2		2
MOLEST								
OBS-L								
OTHER								
PEN-S								
PUCK-FR								
PUCK-H	1	1			1	1		1
PUCK-OUT								
REFUSE								
ROUGH	2 1 2 1 1 1 1 1 1 3	15	1 1 1 1 1 1 4 2	11	2 2 1 3 3 1 2 1 1 1 1 3 3 3 6	33		33
SLASH	1 2 2 1 1 2 2 1 1 1	14	1 1 1 1 1	5	1 2 1 2 1 1 2 1	12		12
SPEAR	1	1						
START-L								
TOO-M	1	1			1 1	2		2
THRO-P								
THRO-ST								
TRIP	1 1 2 1 1 1 1 1 1	10	1 1 2 1 1 1 2 1	9	1 1 1 2 1 1 1 2 1	11		11
UNSPORT			1 1	2	1	1		1
Sum	6 5 9 9 8 10 7 10 8 9 5 6 3 10 9 10 8 5 8 11	156	4 3 9 3 12 10 5 10 7 6 3 6 6 11 9 5 6 5 10 10	140	3 4 3 8 7 7 10 6 6 5 10 9 8 8 11 8 10 10 7 14	154		154

Cochran

C.O.N.I.
FISG
ICE HOCKEY WORLD CHAMPIONSHIP / POOL - A / BOLZANO/BOZEN - VAL DI FASSA - MILANO / ITALIA - 25.04. - 08.05.1994
IIHF

Penalties by Referees

Including Game 34

Game	ABUSE	ADJUST	AT-INJ	AT-KICK	ALTERC	BENCH	BOARD	BRO-ST	BUTT-E	CHARGE	CROSS	DANG-E	DELAY	DEL-INJ	DISPL-N	ELBOW	EXC-R	FAL-P	FIST	FO	GA-MISC	GR-MISC	HAND-P	HI-ST	HOLD	HOOK	ILL-EQ	ILL-ST	INTERF	INTER-SP	KICK	KNEE	L-PLB	L-PEB	MATCH	MISC	MOLEST	OBS-L	OTHER	PEN-S	PUCK-FR	PUCK-H	PUCK-OUT	REFUSE	ROUGH	SLASH	SPEAR	START-L	TOO-M	THRO-P	THRO-ST	TRIP	UNSPORT	Referee
SWE-NOR										2														1	1	1		3																											
ITA-CAN											1					1								3	3	4		1																								1		Moor
FIN-CZE																								1	1	2																		1							1		Danko, Anton
AUT-GER										3	1		1											1	1	2																		1	1								Simonds/CAN
FRA-USA											1														6	1		2																							2		Grundström, J.
GBR-RUS						1					1					1								1	2	1																					6	2		1					Galinovsky/RUS
CAN-AUT													1											6		4		2							1											2	2		1					Mäkelä, Seppo
CZE-FRA										1														5				1																		2								Rejthar
GBR-GER											1													3	1			1																	2								Lichtnecker
USA-NOR											1													2	3			2																	2	1							Myrphy, D.
RUS-ITA											1					1							1	2	1			4																	2	5							Stenico,R./ITA
SWE-FIN										1														2	5	9			2																		2							Rejthar, F.
CZE-USA						1				3	2														3	3			1																	3								Galinovsky/RUS
CAN-GER						2					1													1	1	2																						2						Moor,R./SUI
FRA-SWE						1	1				2					1				1				1	2	2			2														1										Mäkelä, S.
AUT-RUS																									2	1			1																	1	3		1					Stenico,R./ITA
NOR-FIN										4														1	4				1																	1	2							Murphy, D.
ITA-GBR						1			1	2		1		1										1	1	4																					2							Simonds,B./CAN
FRA-FIN										1														3	3	2			2																	2							Murphy, D.
GER-RUS									1	1						1				1				2	2	2			2							1									3	1							Simonds,B./CAN
CZE-NOR																								2	2	3			2																	1							Danko, A.
CAN-GBR																								2	2	2			2																	3	1							Danko, A.
USA-SWE																								1	2	3			1																	1							Moor,R./SUI
ITA-AUT																								2	5	4																					8	1							Danko, A.
NOR-FRA										1														2	4	2																					1							Lichtnecker/GE
ITA-GER						1																		1	1	4																					2							Rejthar, F.
USA-FIN											1		1			1	2							1	3	3			1																	1		1						Simmonds,B./CA
RUS-CAN									1	1														1	4				1																	2							Mäkelä, S.
SWE-CZE										3														1	4				2																	4							Galinovsky/RUS
GBR-AUT										1		1		1										1	6	2			2																	1							Murphy, D.
RUS-USA									1					2										1	2	2			2							1									1	1							Lichtnecker/GE
SWE-ITA										2				2										1	3	2			1																	1							Grundström, J.
CAN-CZE												1												1	1	1			5							1									1							Simmonds,B./GB
FIN-AUT										1														1	1				2																	1	1							Danko, A.
																								1																					2	3							Makela
																								3																					3							Simmonds/CAN
																								1																					1							Grundström/SWE
																								3	1																												Danko/SVK

C.O.N.I.

ICE HOCKEY WORLD CHAMPIONSHIP / POOL - A / BOLZANO/BOZEN - VAL DI FASSA - MILANO / ITALIA - 25.04. - 08.05.1994

Team Registration of GBR

No	Family Name	Given Name	Pos	L/R	Birth	cm	kg	Club	Club Country	Checked
7	Cote	Matthew	RW	L	19. 1.66	179	88	Bracknell Bees	GBR	
3	O'Conner	Michael	LD	L	12.12.61	184	90	Humberside Hawks	GBR	
1	McCrone	John	GK	L	26. 2.63	178	80	Fife Flyers	GBR	
18	Mason	Brian	RD	R	1. 4.65	178	82	Slough Jets	GBR	
10	McEwen	Douglas	CE	L	2.10.63	175	84	Cardiff Devils	GBR	
5	Cooper	Stephen	LD	L	11.11.66	179	90	Cardiff Devils	GBR	
30	McKay	Martin	GK	L	27. 4.68	185	89	Sheffield Steelers	GBR	
21	Kelland	Christopher	LD	L	22.12.57	175	82	Sheffield Steelers	GBR	
	Malo	Andre	LD	L	10. 5.65	184	89	Nottingham Panthers	GBR	
29	Hanson	Moray	GK	L	21. 6.64	184	90	Murrayfield Racers	GBR	
24	Morris	Frank	CE	L	22. 3.63	182	86	Murrayfield Racers	GBR	
6	Hope	Shannon	LD	L	25.11.62	186	86	Cardiff Devils	GBR	
17	Conway	Kevin	RW	R	13. 7.63	178	83	Basingstoke Beavers	GBR	
14	Scott	Patrick	CE	L	12.11.66	175	75	Milton Keynes Kings	GBR	
4	Cranston	Tim	CE	L	13.12.62	173	82	Sheffield Steelers	GBR	
9	Hand	Anthony	RW	L	15. 8.67	178	84	Murrayfield Racers	GBR	
2	Chinn	Nicholas	LW	R	14. 9.72	186	93	Cardiff Devils	GBR	
16	Cooper	Ian	LW	L	29.11.68	184	90	Cardiff Devils	GBR	
22	Kurtenbach	Terry	RD	L	14. 3.63	178	80	Romford Raiders	GBR	
19	Morrison	Scott	CE	R	12. 8.64	177	86	Whitley Bay Warriors	GBR	
25	Longstaff	David	RW	R	26. 8.74	188	88	Whitley Bay Warriors	GBR	
11	Fera	Richard	CE	L	13. 8.64	175	73	Trafford Metros	GBR	
13	Brebent	Richard	CE	L	21. 2.64	178	86	Cardiff Devils	GBR	

Goalkeepers	3
Players	20

President:	MEREDITH Frederick
Manager:	TOEMAN Nico
Head Coach:	DAMPIER Alex
Coach:	JOHNSON Peter
Coach:	TUYL Clyde
Doctor:	DAVIES Mike
Physiotherapist:	ATTER Tim
Equipment Manager:	DAY Tony

Team Registration of NOR

No	Family Name	Given Name	Pos	L/R	Birth	cm	kg	Club	Club Country	Checked
1	Schistad	Robert	GK	R	28.10.66	180	85	Viking Stavanger	NOR	
2	Salsten	Petter	RD	L	11. 3.65	189	91	Storh. IL Hamar	NOR	
4	Andersen Bõe	Carl Oscar	RD	L	30. 3.72	187	85	Storh. IL Hamar	NOR	
7	Jakobsen	Tommy	RD	L	10.12.70	173	85	Lillehammer IK	NOR	
8	Myrvold	Anders	LD	L	12. 8.75	186	85	Grums IK	SWE	
11	Barlie	Vegar	RW	L	7. 8.72	183	72	Lillehammer IK	NOR	
12	Fagerli	Jan Roar	RD	L	22. 9.66	187	86	Mangl./Star Oslo	NOR	
15	Nõrstebõ	Svein Enok	LD	L	26. 2.72	179	82	Lillehammer IK	NOR	
16	[illegible]old	Per Christian	LW	L	4. 5.68	173	75	Sparta Sarpsborg	NOR	
18	Dahlström	Ole Eskild	CE	L	4. 3.70	183	88	Storh. IL Hamar	NOR	
20	Kristiansen	Erik	RW	L	12. 3.61	183	87	Storh. IL Hamar	NOR	
21	Magnussen	Trond Vegar	LW	L	1. 2.73	175	78	Stj.Fredrikstad	NOR	
22	Thoresen	Petter	RW	L	25. 7.61	183	86	Storh. IL Hamar	NOR	
23	Finstad	Morten	CE	R	24. 5.67	180	85	Stj.Fredrikstad	NOR	
24	Nilsen	Sjur Robert	RW	L	3.12.67	172	81	Lillehammer IK	NOR	
26	Salsten	Jõrgen	LD	L	4. 5.63	188	94	Lillehammer IK	NOR	
29	Johansen	Tom	RW	R	19. 7.67	178	75	VIF Ishockey Oslo	NOR	
30	Marthinsen	Jim	GK	L	15. 4.56	188	89	VIF Ishockey Oslo	NOR	
33	Olsen	Õystein	LW	R	11. 1.69	178	90	VIF Ishockey Oslo	NOR	
37	Rath	Marius	LW	L	27. 6.70	184	87	VIF Ishockey Oslo	NOR	
35	Allman	Steve	GK	L	16. 4.68	181	80	Mangl./Star Oslo	NOR	
41	Knutsen	Espen	CE	L	12. 1.72	179	82	VIF Ishockey Oslo	NOR	
10	Hoff	Geir	LW	L	14. 2.65	184	83	Lillehammer IK	NOR	27.04.94 14:55

Goalkeepers 3
Players 20

Delegate to Dir.: FLOD Per A.
Team Manager: HAUKELAND Jon
Head Coach: OHLSON Bengt
Ass. Coach: JOBS Tore
Doctor: FJELDSGAARD Knut
Physiotherapist: KROKAAS Jan
Equipment Manager: SIMENSEN Per
Assistant: SORUM Kare



C.O.N.I.





HOCKEY WORLD CHAMPIONSHIP / POOL - A / BOLZANO/BOZEN - VAL DI FASSA - MILANO / ITALIA - 25 04. - 08.05.1994

Date: 6. 5.94 Start:20:00 End:22:19 Place:Bolzano-Bozen Game Nr.: 35 Page 1 of 1

Team A: GBR

Family & Given Name	Nr	Pos	P	G	Time	S	A1	A2	GS	Positive Part A						Negative Part B					
MC CRONE John	1	GK	N	1	28.09	16	6		PP	29	16	6	13	5	10	30	2	15	20	18	
HANSON Moray	29	*GK	Y	2	36.38	11	10	5	PP	29	11	10	5	13	17	30	41	2	18		
CHINN Nicholas	2	LW	Y																		
O'CONNER Michael A	3	*LD	Y																		
CRANSTON Tim	4	CB	Y																		
COOPER Stephen A	5	*LD	Y																		
HOPE Shannon	6	LD	Y																		
COTE Matthew	7	RW	Y																		
HAND Anthony	9	RW	Y																		
MC EWEN Douglas	10	*CB	Y																		
FERA Richard	11	*CB	Y																		
BREBANT Richard	13	CB	Y																		
SCOTT Patrick	14	CB	Y																		
COOPER Ian	16	LW	Y																		
CONWAY Kevin	17	*RW	Y																		
MASON Brian	18	RD	Y																		
[illegible]LAND Christopher C	21	LD	Y																		
[illegible]TENBACH Terry	22	RD	Y																		
MORRIS Frank	24	CB	Y																		
LONGSTAFF David	25	RW	Y																		

Time	Nr	Min	Offence	Start	End
2.04	21	2	HOOK	2.04	4.04
4.27	5	2	CROSS	4.27	6.27
20.10	6	2	ROUGH	20.10	22.10
21.53	3	2	ELBOW	21.53	23.53
24.45	16	2	DELAY	24.45	26.45
33.34	3	2	HI-ST	33.34	35.34
48.11	5	2	HI-ST	48.11	50.11

Coach:DAMPIER Alex Coach:JOHNSON Peter Manager:TOEMAN Nico

Team B: NOR

Family & Given Name	Nr	Pos	P	G	Time	S	A1	A2	GS	Positive Part B						Negative Part A					
SCHISTAD Robert	1	GK	N	1	13.22	10	41		EQ	30	10	41	26	7	11	29	2	21	16	6	5
MARTHINSEN Jim	30	*GK	Y	2	15.56	8	11		EQ	30	8	11	10	4	16	29	21	24	22	7	18
SALSTEN Petter C	2	*RD	Y	3	52.13	23	26		SH	30	23	26	7	18		29	13	9	16	6	10
ANDERSEN BOE Carl O	4	RD	Y	4	52.46	41			SH	30	41	10	15	4		29	5	6	14	11	17
JAKOBSEN Tommy	7	RD	Y	5	53.51	2	41		EQ	30	2	41	10	26	4	29	21	22	4	9	24
MYRVOLD Anders	8	*LD	Y																		
HOFF Geir A	10	*LD	Y																		
BARLIE Vegar	11	*RW	Y																		
FAGERLI Jan Roar	12	RD	Y																		
NORSTEBO Svein Enok	15	LD	Y																		
KNOLD Per Christian	16	LW	Y																		
DAHLSTROM Ole Eskil	18	CB	Y																		
KRISTIANSEN Erik	20	RW	Y																		
MAGNUSSEN Trond Veg	21	LW	Y																		
THORESEN Petter A	22	RW	Y																		
[illegible]STAD Morten	23	CB	Y																		
[illegible]N Sjur Robert	24	RW	Y																		
[illegible]STEN Jorgen	26	LD	Y																		
JOHANSEN Tom	29	RW	Y																		
OLSEN Oystein	33	LW	Y																		
RATH Marius	37	LW	Y																		
KNUTSEN Espen	41	*CB	Y																		

Time	Nr	Min	Offence	Start	End
6.43	26	2	INTERF	6.43	8.43
18.03	8	2	HOLD	18.03	20.03
28.04	4	2	HOLD	28.04	28.09
35.13	20	2	INTERF	35.13	36.38
35.42	21	2	HOLD	35.42	37.42
51.43	2	2	HOLD	51.43	53.43

Coach:BENGT Ohlson Coach:TORE Jobs Manager:HAUKELAND Jon

Game Summary

P	GF:GA	SSG	SSP	SPG	SOG	S	PIM	TPP	PPG	SHG	PO+	DAC
1	0:2	5:9	0:7	1:5	5:11	6:23	4:4	3.57:4.00	0:0	0:0	10:13	14:35
2	2:0	4:11	8:5	2:4	6:11	16:20	8:6	2.16:7.22	2:0	0:0	14:10	27:27
3	0:3	4:7	2:2	1:4	4:10	7:16	2:2	2.00:2.00	0:0	0:2	12:7	21:31
SU	2:5	13:27	10:14	4:13	15:32	29:59	14:12	8.13:13.22	2:0	0:2	36:30	62:93

Goalkeepers Record

Time	GKA	GKB	ENG	A	MIP	B	MIP
0.00	29	30		29	59.56	30	60.00
19.56	-			1	0.00	1	0.00
20.00	29						

Referee	Linesman	Linesman	Goaljudge	Goaljudge	Game-TKP	Pen-TKP	Off.Scorer	Spect.
Murphy/USA	Gasser/ITA	Lonardi/ITA	Mase/ITA	Zanon/ITA	Satori/ITA	Purlan/ITA	F.Sarto/ITA	1200

Gestetner

C.O.N.I.

GBR **GK 29**

10 8

GK 1

Date: 94. 5. 6 **Game No: 35** **Period: 1**

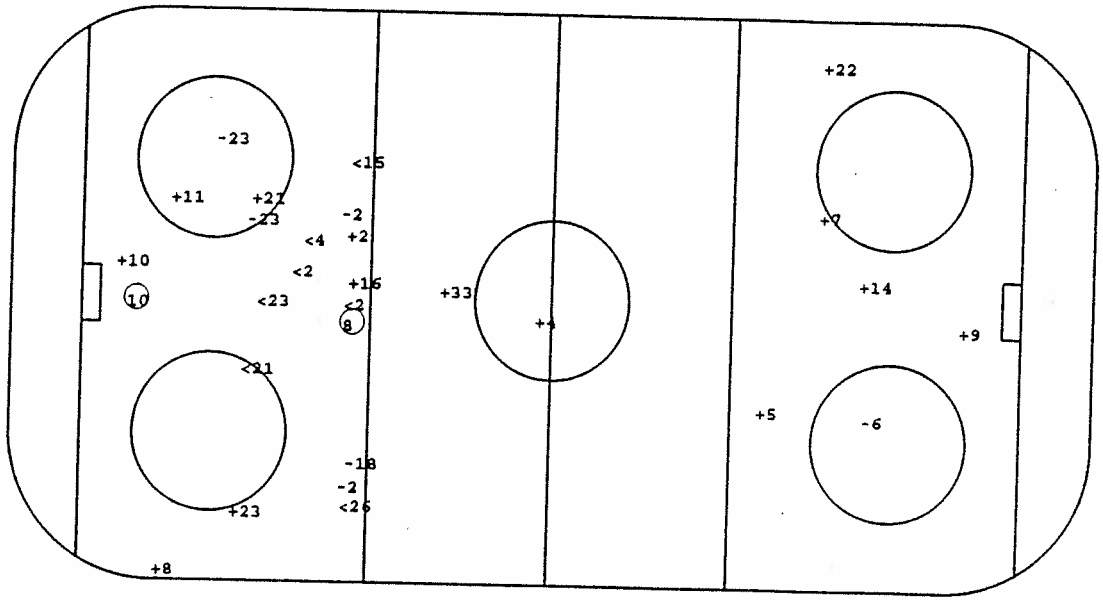

NOR **GK 30**

GK 1

O Goal +SSG <SSP -SPG

Face - Offs

DZ	MZ	AZ
-11	-11	- 4
-13	-13	- 4
-13	-11	11
- 9	14	11
- 9	-14	11
11	-13	
13	14	
11		
14		
-11		
4		

Defense Activity

Team	BCH	SCH	BBL	SBL	BAC	PRE	PCL	-LOP	-PAP
GBR	24	7	7	25		13	11	16	22
	7	21	11	7			11	9	9
	2		21				14		
			5				3		
			6				7		
NOR	41	26	21		10	26 16 8	11	26	
	7		41			2 26 7	7		
	23					15 4 4	10		
	8					7 2	10		
	8					8 4	18		
						41 33	10		
						20 10	7		
						37 8	4		

Face - Offs

AZ	MZ	DZ
20	41	41
18	18	22
18	18	-41
20	-18	-41
18	18	-41
-20	41	
-41	-18	
-22		
-20		
22		
-20		

GK GoalKeeper
SSG Shot Saved by GK
SSP Shot Saved by def.Player

SPG Shot Past Goal
DZ Defence Zone
MZ Middle Zone

AZ Attack Zone
BCH BodyCHeck
SCH Stick Contact Check

BBL BodyBLock
SBL ShotBLock
BAC BAck Checking

PRE Puck REcovery
PCL Puck CLearing
LOP Loss Of Puck

PAP Play Away from Puck

NOR **GK 30**

GK 1

Date: 94. 5. 6 **Game No: 35** **Period: 2**

GBR **GK 29**

GK 1

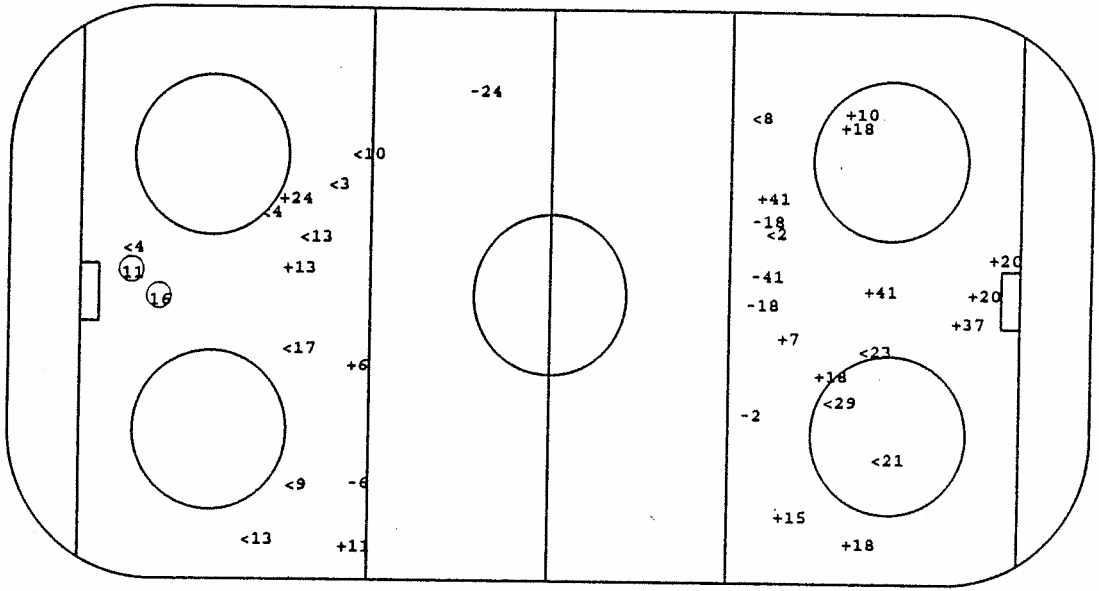

O Goal +SSG <SSP -SPG

Face - Offs

DZ	MZ	AZ
-18	-41	-10
-22	41	10
-18	41	-22
-22	41	-20
-41	-22	18
41	23	-22
41	-41	-18
	23	-23
		20

Defense Activity

Team	BCH	SCH	BBL	SBL	BAC	PRE	PCL	-LOP	-PAP
NOR	4	33	7	33		10 8	4 7	33	
			8			41	7 2	18	
			33			2	8		
			20			41	22		
			10			15	8		
			20			7	22		
			23			2	41		
						18	10		
GBR	5	7	17	7	17	24	16		
		6	21	24	9	13	13		
			6	7	24	4	6		
			17			21	17		
			22			4	13		
						10	13		
							10		

Face - Offs

AZ	MZ	DZ
4	13	13
13	-13	-13
13	- 4	11
11	-14	4
4	11	- 4
- 9	- 4	11
-11	13	13
	- 4	13
		- 4

GK GoalKeeper
SSG Shot Saved by GK
SSP Shot Saved by def.Player
SPG Shot Past Goal
DZ Defence Zone
MZ Middle Zone
AZ Attack Zone
BCH BodyCHeck
SCH Stick Contact Check
BBL BodyBLock
SBL ShotBLock
BAC BAck Checking
PRE Puck REcovery
PCL Puck CLearing
LOP Loss Of Puck
PAP Play Away from Puck

GBR **GK 29** **GK 1**

Date: 94. 5. 6 **Game No: 35** **Period: 3**

NOR **GK 30** **GK 1**

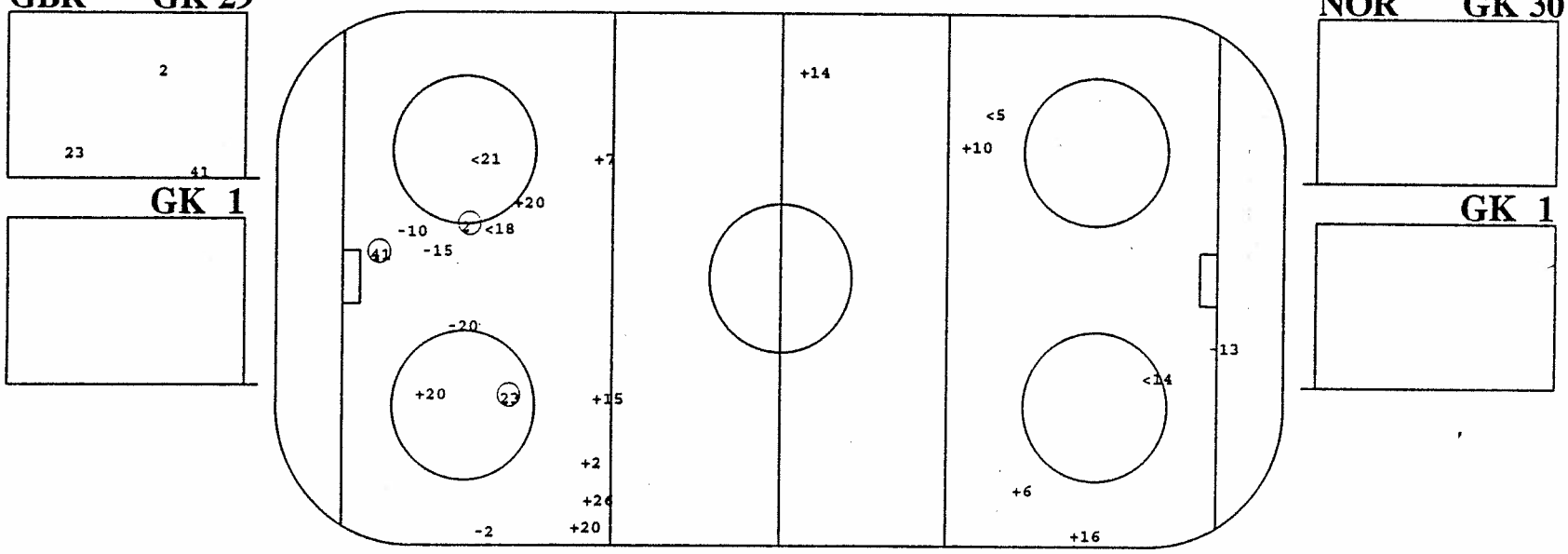

O Goal +SSG <SSP -SPG

Face - Offs

DZ	MZ	AZ
-13	-13	-13
4	11	13
11	- 4	-13
11	4	
4	13	
11	11	
	-11	
	4	
	-11	
	4	

Defense Activity

Team	BCH	SCH	BBL	SBL	BAC	PRE	PCL	-LOP	-PAP
GBR	16		16	7	17	10	11	18	13
	6		7		9	21	13	7	5
			3			9	13		4
			24			3	7		
			3			11	9		
			6			6	21		
			7				14		
							9		
NOR	18	7	20	2		8	2 8	7	
	4	21	20			8	2 4	22	
	21	4	37			37	37 7	18	
			21			4	2 18		
			7			26	2 23		
						8	4 2		
						7	4 26		
							4		

Face - Offs

AZ	MZ	DZ
41	41	41
-20	-41	-23
-41	18	20
-10	-23	
-22	-20	
-41	-41	
	18	
	-18	
	22	
	-18	

GK GoalKeeper
SSG Shot Saved by GK
SSP Shot Saved by def.Player
SPG Shot Past Goal
DZ Defence Zone
MZ Middle Zone
AZ Attack Zone
BCH BodyCHeck
SCH Stick Contact Check
BBL BodyBLock
SBL ShotBLock
BAC BAck Checking
PRE Puck REcovery
PCL Puck CLearing
LOP Loss Of Puck
PAP Play Away from Puck

Players by Team GBR

Including Game No.:35

Family & Surname	No	Po	GP	PI	G	A1	A2	PTS	S	SG%	SSG	SSP	SPG	PPG	SHG	GWG	GTG	GAP	PIM	AVG	2	5	10	GMP	DAC	BCH	SCH	BBL	BAC	SBL	PRE	PCL	LOP	PAP	POP	NEP	+/-	FO+	FO-	FO%
COTE Matthew	7	RW	6	6	0	0	0	0	12	0.00	7	3	2	0	0	0	0	2	8	1.33	4	0	0	0	47	9	4	13	1	13	4	10	2	5	1	12	-11	2	0	100.00
O'CONNER Michael	3	LD	6	6	0	0	0	0	4	0.00	0	2	2	0	0	0	0	1	14	2.33	7	0	0	0	20	6	1	6	0	1	3	6	1	2	1	10	-9	0	0	0.00
MC CRONE John	1	GK	6	3	0	0	0	0	0	0.00	0	0	0	0	0	0	0	0	0	0.00	0	0	0	0	0	0	0	0	0	0	0	0	0	0	4	18	-14	0	0	0.00
MASON Brian	18	RD	6	5	0	0	0	0	5	0.00	2	1	2	0	0	0	0	0	0	0.00	0	0	0	0	13	3	4	4	0	1	3	4	3	3	2	8	-6	0	0	0.00
MC EWEN Douglas	10	CE	6	6	1	2	0	3	16	6.25	10	3	2	1	0	0	0	0	0	0.00	0	0	0	0	33	5	3	1	2	3	14	8	0	3	5	17	-12	3	4	42.86
COOPER Stephen	5	LD	6	6	0	0	1	1	16	0.00	7	6	3	0	0	0	0	0	4	.67	2	0	0	0	49	11	8	11	1	2	11	15	2	8	5	14	-9	0	0	0.00
MC KAY Martin	30	GK	6	3	0	0	0	0	0	0.00	0	0	0	0	0	0	0	1	2	.67	1	0	0	0	0	0	1	0	0	0	0	0	0	1	1	14	-13	0	0	0.00
KELLAND Christophe	21	LD	6	6	0	0	0	0	5	0.00	3	2	0	0	0	0	0	1	8	1.33	4	0	0	0	17	1	1	9	0	2	4	4	1	3	1	13	-12	0	1	0.00
MALO Andre	27	LD	6	5	0	0	0	0	9	0.00	7	1	1	0	0	0	0	0	8	1.60	4	0	0	0	28	5	5	5	0	0	2	13	0	2	0	12	-12	0	1	0.00
HANSON Moray	29	GK	6	3	0	0	0	0	0	0.00	0	0	0	0	0	0	0	0	0	0.00	0	0	0	0	0	0	0	0	0	0	0	0	0	0	4	17	-13	0	0	0.00
MORRIS Frank	24	CE	6	6	0	0	0	0	16	0.00	12	1	3	0	0	0	0	2	8	1.33	4	0	0	0	45	5	0	7	10	5	14	7	2	1	2	15	-13	4	4	50.00
HOPE Shannon	6	LD	6	6	0	1	0	1	19	0.00	9	6	4	0	0	0	0	3	14	2.33	7	0	0	0	32	7	4	11	0	4	5	10	2	7	4	14	-10	0	2	0.00
CONWAY Kevin	17	RW	6	6	2	1	0	3	13	15.38	7	4	0	0	0	0	0	1	6	1.00	3	0	0	0	16	0	3	3	4	0	3	6	2	1	5	7	-2	1	1	50.00
SCOTT Patrick	14	CE	6	6	2	0	0	2	13	15.38	8	2	1	0	1	0	0	0	2	.33	1	0	0	0	21	1	1	4	5	0	9	4	2	1	3	12	-9	17	8	68.00
CRANSTON Tim	4	CE	6	6	0	0	0	0	10	0.00	5	2	3	0	0	0	0	1	4	.67	2	0	0	0	31	2	3	10	7	0	6	5	0	2	0	15	-15	34	41	45.33
HAND Anthony	9	RW	6	6	0	0	0	0	8	0.00	6	1	1	0	0	0	0	0	0	0.00	0	0	0	0	18	0	1	1	2	1	10	10	3	4	0	17	-17	4	12	25.00
CHINN Nicholas	2	LW	6	6	0	0	0	0	5	0.00	3	1	1	0	0	0	0	1	2	.33	1	0	0	0	21	11	1	1	4	0	2	3	1	0	1	10	-9	0	0	0.00
COOPER Ian	16	LW	6	6	1	0	0	1	12	8.33	9	1	1	1	0	0	0	0	4	.67	2	0	0	0	26	5	2	3	2	1	8	8	2	1	1	11	-10	0	3	0.00
KURTENBACH Terry	22	RD	6	6	1	1	0	2	10	10.00	6	0	3	0	0	0	0	1	2	.33	1	0	0	0	26	3	3	6	2	1	8	7	2	2	2	10	-8	0	0	0.00
MORRISON Scott	19	CE	6	4	0	1	0	1	2	0.00	2	0	0	0	0	0	0	0	4	1.00	2	0	0	0	15	3	2	3	3	0	2	2	0	0	2	6	-4	15	18	45.45
LONGSTAFF David	25	RW	6	6	0	0	0	0	2	0.00	1	1	0	0	0	0	0	0	6	1.00	3	0	0	0	11	5	1	0	1	1	2	1	0	0	0	5	-5	0	0	0.00
FERA Richard	11	CE	6	6	1	2	0	3	21	4.76	14	3	3	1	0	0	0	1	4	.67	2	0	0	0	31	3	7	2	3	0	6	12	1	1	4	7	-3	52	52	50.00
BREBANT Richard	13	CE	6	6	1	0	0	1	17	5.88	8	2	6	0	1	0	0	1	8	1.33	4	0	0	0	38	7	3	5	5	1	7	12	0	2	4	13	-9	42	60	41.18

Family & Surname	No	Po	GP	PI	MIP	MPI%	SOG	GA	SVS	SVS%	GAA	GKC	SHGA	SO	AVG	2	5	10	GMP	GAP
MC CRONE John	1	GK	6	3	104.82	29.27	75	18	57	76.00	10.25	246.00	4	0	0.00	0	0	0	0	0
MC KAY Martin	30	GK	6	3	117.12	32.56	60	14	46	76.67	7.17	167.27	4	0	.67	1	0	0	0	1
HANSON Moray	29	GK	6	3	136.82	38.16	75	17	58	77.33	7.43	168.43	3	0	0.00	0	0	0	0	0

Players by Team NOR

Including Game No.:35

Family & Surname	No	Po	GP	PI	G	A1	A2	PTS	S	SG%	SSG	SSP	SPG	PPG	SHG	GWG	GTG	GAP	PIM	AVG	2	5	10	GMP	DAC	BCH	SCH	BBL	BAC	SBL	PRB	PCL	LOP	PAP	POP	NBP	+/-	FO+	FO-	FO%
SCHISTAD Robert	1	GK	6	2	0	0	0	0	0	0.00	0	0	0	0	0	0	0	0	0	0.00	0	0	0	0	2	0	0	0	0	0	0	2	0	0	1	5	-4	0	0	0.00
SALSTEN Petter	2	RD	6	6	1	1	0	2	22	4.55	10	5	6	0	0	0	0	1	8	1.33	4	0	0	0	47	5	7	14	1	4	10	14	4	4	5	9	-4	0	0	0.00
ANDERSEN BOE Carl	4	RD	6	6	0	1	0	1	13	0.00	7	4	2	0	0	0	0	2	8	1.33	4	0	0	0	55	8	7	23	0	3	9	12	1	6	8	3	5	0	0	0.00
JAKOBSEN Tommy	7	RD	6	5	0	0	0	0	8	0.00	3	2	3	0	0	0	0	1	8	1.60	4	0	0	0	43	4	7	11	0	11	5	11	4	2	3	6	-3	0	0	0.00
MYRVOLD Anders	8	LD	6	6	1	0	0	1	4	25.00	1	2	0	0	0	0	0	1	6	1.00	3	0	0	0	21	2	1	7	0	1	8	4	1	1	1	1	0	0	0	0.00
BARLIE Vegar	11	RW	6	6	1	1	0	2	8	12.50	5	2	0	0	0	0	0	0	0	0.00	0	0	0	0	16	1	5	2	0	3	1	7	1	2	3	7	-4	2	0	100.00
FAGERLI Jan Roar	12	RD	6	6	0	0	0	0	8	0.00	4	0	4	0	0	0	0	0	0	0.00	0	0	0	0	25	3	7	10	0	4	2	5	0	6	3	11	-8	1	0	100.00
NORSTEBO Svein Eno	15	LD	6	6	0	0	0	0	17	0.00	10	5	2	0	0	0	0	1	2	.33	1	0	0	0	28	0	5	10	0	5	3	11	1	5	5	9	-4	0	0	0.00
KNOLD Per Christia	16	LW	6	6	0	0	0	0	7	0.00	5	0	2	0	0	0	0	0	0	0.00	0	0	0	0	10	0	3	1	0	3	3	2	2	0	4	2	2	3	3	50.00
DAHLSTROM Ole Eski	18	CE	6	6	1	1	0	2	28	3.57	11	7	9	0	1	0	0	2	6	1.00	3	0	0	0	13	2	1	4	0	2	2	9	5	2	3	8	-5	13	11	54.17
KRISTIANSEN Erik	20	RW	6	6	0	0	0	0	15	0.00	13	0	2	0	0	0	0	1	6	1.00	3	0	0	0	15	1	4	5	0	2	4	2	2	1	1	8	-7	47	54	46.53
MAGNUSSEN Trond Ve	21	LW	6	6	1	0	0	1	13	7.69	7	3	2	0	0	0	0	1	4	.67	2	0	0	0	9	1	1	3	0	0	1	7	1	3	3	8	-5	0	0	0.00
THORESEN Petter	22	RW	6	5	2	0	0	2	4	50.00	2	0	0	0	0	0	0	0	4	.80	2	0	0	0	1	1	1	0	0	0	0	3	1	3	2	3	-1	19	19	50.00
FINSTAD Morten	23	CE	6	6	1	0	0	1	16	6.25	7	5	3	0	1	1	0	0	0	0.00	0	0	0	0	18	1	3	4	0	2	5	6	1	2	2	3	-1	29	48	37.66
NILSEN Sjur Robert	24	RW	6	6	0	0	0	0	2	0.00	2	0	0	0	0	0	0	1	6	1.00	3	0	0	0	12	2	0	8	0	2	2	1	2	1	1	1	0	0	0	0.00
SALSTEN Jorgen	26	LD	6	6	0	1	0	1	5	0.00	3	1	1	0	0	0	0	0	4	.67	2	0	0	0	23	0	4	11	0	4	4	6	4	2	5	4	1	0	0	0.00
JOHANSEN Tom	29	RW	6	5	0	0	0	0	5	0.00	2	2	1	0	0	0	0	0	2	.40	1	0	0	0	6	0	2	2	0	1	0	3	1	1	3	3	0	0	2	0.00
MARTHINSEN Jim	30	GK	6	5	0	0	0	0	0	0.00	0	0	0	0	0	0	0	0	0	0.00	0	0	0	0	0	0	0	0	0	0	0	0	0	0	0	0	0	13	18	-5	0	1	0.00
OLSEN Oystein	33	LW	6	6	0	2	0	2	11	0.00	7	1	3	0	0	0	0	1	4	.67	2	0	0	0	24	2	5	9	1	3	7	0	2	1	2	5	-3	24	30	44.44
RATH Marius	37	LW	6	6	2	0	0	2	9	22.22	5	2	0	1	0	0	0	0	0	0.00	0	0	0	0	9	0	1	1	0	0	3	6	1	1	2	1	1	2	2	50.00
ALLMAN Steve	35	GK	6	0	0	0	0	0	0	0.00	0	0	0	0	0	0	0	0	0	0.00	0	0	0	0	0	0	0	0	0	0	0	0	0	0	0	0	0	0	0	0.00
KNUTSEN Espen	41	CE	6	6	3	2	0	5	15	20.00	7	2	3	0	1	0	0	0	0	0.00	0	0	0	0	27	4	0	3	1	4	9	6	0	0	7	10	-3	53	43	55.21
HOFF Geir	10	LD	6	4	1	0	0	1	7	14.29	4	1	1	0	0	0	0	0	2	.50	1	0	0	0	15	0	0	4	1	1	4	6	0	1	4	2	2	5	6	45.45

Family & Surname	No	Po	GP	PI	MIP	MPI%	SOG	GA	SVS	SVS%	GAA	GKC	SHGA	SO	AVG	2	5	10	GMP	GAP
SCHISTAD Robert	1	GK	6	2	70.32	19.59	32	5	27	84.38	4.25	66.38	3	0	0.00	0	0	0	0	0
MARTHINSEN Jim	30	GK	6	5	289.28	80.41	149	18	131	87.92	3.73	45.05	7	0	0.00	0	0	0	0	0
ALLMAN Steve	35	GK	6	0	0.00	0.00	0	0	0	0.00	0.00	0.00	0	0	0.00	0	0	0	0	0

Team Standings

Including Game 35

Game Results Group A

	CAN	RUS	GER	AUT	ITA	GBR
CAN		3:1	3:2	6:1	4:1	8:2
RUS	1:3		6:0	4:1	7:0	12:3
GER	2:3	0:6		2:2	1:3	4:0
AUT	1:6	1:4	2:2		1:3	10:0
ITA	1:4	0:7	3:1	3:1		10:2
GBR	2:8	3:12	0:4	0:10	2:10	

Game Results Group B

	SWE	FIN	USA	CZE	FRA	NOR
SWE		3:5	6:2	4:1	6:0	3:3
FIN	5:3		7:0	4:4	8:1	5:1
USA	2:6	0:7		5:3	5:1	7:2
CZE	1:4	4:4	3:5		5:2	2:2
FRA	0:6	1:8	1:5	2:5		4:1
NOR	3:3	1:5	2:7	2:2	1:4	

Standing Group A

	GP	W	T	L	GF:GA	Pts
1. CAN	5	5	0	0	24:7	10
2. RUS	5	4	0	1	30:7	8
3. ITA	5	3	0	2	17:15	6
4. AUT	5	1	1	3	15:15	3
5. GER	5	1	1	3	9:14	3
6. GBR	5	0	0	5	7:44	0

Standing Group B

	GP	W	T	L	GF:GA	Pts
1. FIN	5	4	1	0	29:9	9
2. SWE	5	3	1	1	22:11	7
3. USA	5	3	0	2	19:19	6
4. CZE	5	1	2	2	15:17	4
5. FRA	5	1	0	4	8:25	2
6. NOR	5	0	2	3	9:21	2

Play Off Quarter Final

Game No. 31	RUS - USA	1:3
Game No. 32	SWE - ITA	7:2
Game No. 33	CAN - CZE	3:2
Game No. 34	FIN - AUT	10:0

Play Off Relegation

Game No. 35	GBR - NOR	2:5
Game No. 36 Relegation		

Play Off Semi Final

Game No. 37	USA - FIN
Game No. 38	SWE - CAN

Play Off Final

Final	W36 - W37
3./4. Place	L36 - L37

Team Statistics

Including Game 35

Scoring Efficiency

	GP	GF	SSG	SSP	SPG	S	SG%	R
CAN	6	27	185	62	77	351	7.69	6
SWE	6	29	183	59	54	325	8.92	2
RUS	6	31	213	70	74	388	7.99	5
FIN	6	39	174	51	63	327	11.93	1
GBR	5	9	144	59	77	289	3.11	12
USA	6	22	138	46	42	248	8.87	3
CZE	6	17	203	51	77	348	4.89	9
AUT	6	15	151	40	50	256	5.86	8
FRA	5	8	91	36	43	178	4.49	10
ITA	6	19	98	54	52	223	8.52	4
NOR	6	14	115	44	44	217	6.45	7
GBR	6	9	126	42	38	215	4.19	11

Fair Play Cup

	2	5	10	GMP	PIM	AVG	R
CAN	34	0	0	0	68	11.33	3
SWE	28	1	1	1	91	15.17	*GMP*
RUS	50	0	2	0	120	20.00	9
FIN	31	1	0	0	67	11.17	2
GBR	28	0	0	1	76	15.20	*GMP*
USA	46	1	0	0	97	16.17	*ADC*
CZE	24	0	1	0	58	9.67	1
AUT	39	0	0	0	78	13.00	5
FRA	33	0	1	0	76	15.20	6
ITA	48	0	0	0	96	16.00	7
NOR	35	0	0	0	70	11.67	4
GBR	54	0	0	0	108	18.00	8

Face Offs

+:-	FO%	R
231:164	58.48	1
184:193	48.81	7
172:211	44.91	11
204:202	50.25	6
167:137	54.93	2
228:200	53.27	3
204:216	48.57	8
157:203	43.61	12
165:154	51.72	5
199:176	53.07	4
198:219	47.48	9
174:207	45.67	10

Power Play

	GP	TPP	PPGF	PP%	M:S	PPGA	R
CAN	6	64.26	7	21.73	9.12	2	5
SWE	6	52.14	6	22.97	8.42	0	3
RUS	6	61.21	7	22.82	8.46	0	4
FIN	6	43.49	7	31.95	6.16	1	2
GBR	5	73.51	5	13.54	14.46	0	9
USA	6	41.56	7	33.39	5.59	3	1
CZE	6	51.29	4	15.54	12.52	0	8
AUT	6	47.03	4	17.00	11.46	0	6
FRA	5	29.33	2	13.54	14.47	0	10
ITA	6	51.09	4	15.64	12.47	2	7
NOR	6	49.28	1	4.04	49.28	0	12
GBR	6	54.12	3	11.07	18.04	2	11

Short Hand

	TSH	SHGA	PK%	M:S	SHGF	R
CAN	53.40	3	88.82	17.53	0	4
SWE	41.13	1	95.15	41.13	2	1
RUS	69.14	4	88.44	17.19	1	5
FIN	44.43	3	86.58	14.54	1	6
GBR	33.07	4	75.84	8.17	0	10
USA	61.32	3	90.25	20.31	0	2
CZE	33.33	3	82.12	11.11	1	7
AUT	61.06	3	90.18	20.22	0	3
FRA	42.25	5	76.42	8.29	0	9
ITA	66.13	7	78.86	9.28	0	8
NOR	37.26	10	46.57	3.45	3	12
GBR	76.19	11	71.17	6.56	2	11

Spectators

Tot	AVG	R
32930	5488	3
18250	3041	6
28530	4755	4
14350	2391	10
30060	6012	1
14650	2441	8
14550	2425	9
25100	4183	5
4900	980	12
34070	5678	2
8300	1383	11
18130	3021	7

Goalkeeping

	GP	GA	SVS	SOG	SVS%	GAA	SO	ENG	GKC	R
CAN	6	9	142	151	94.04	1.50	0	1	8.94	1
SWE	6	13	105	118	88.98	2.17	1	0	23.91	4
RUS	6	10	145	155	93.55	1.67	2	1	10.77	3
FIN	6	9	132	141	93.62	1.50	2	0	9.57	2
GBR	5	14	95	109	87.16	2.80	1	0	35.95	6
USA	6	20	202	222	90.99	3.33	0	0	30.00	5
CZE	6	20	145	165	87.88	3.33	0	1	40.36	8
AUT	6	25	196	221	88.69	4.17	1	0	47.16	9
FRA	5	25	151	176	85.80	5.00	0	0	71.00	11
ITA	6	22	192	214	89.72	3.67	0	0	37.72	7
NOR	6	23	158	181	87.29	3.83	0	0	48.67	10
GBR	6	49	161	210	76.67	8.17	0	0	190.60	12

Defensive Activity

BCH	SCH	BBL	SBL	BAC	PRE	PCL	-LOP	-PAP	DAC	R
70	52	94	20	44	99	57	26	19	391	6
17	44	104	38	6	52	35	22	46	228	12
55	64	74	16	29	129	70	34	30	373	7
46	58	105	32	23	66	49	29	39	311	8
56	37	84	14	40	130	73	21	15	398	5
52	51	151	60	6	48	58	43	73	310	9
32	46	123	54	6	48	74	50	33	300	10
59	62	97	30	46	133	153	20	21	539	1
29	68	111	42	18	49	45	51	61	250	11
49	76	86	26	47	126	165	34	42	499	3
37	64	132	55	4	82	123	34	44	419	4
92	58	105	36	52	123	147	26	49	538	2

Spectators

Place	Total	Min	Max	AVG
Val di Fassa	23850	700	3200	1590
Bolzano-Bozen	71960	1200	7160	4497
Milano	26100	6000	7100	6525
TOTAL	121910			

Defensive Activity

Including Game No.:35

R	Family & Surname	Team	No	Po	GP	PI	G	A1	A2	PTS	DAC	BCH	SCH	BBL	SBL	PRE	PCL	LOP	PAP	PIM	AVG	2	5	10	GMP	GAP	POP	NBP	+/-	FO+	FO-	FO%
1.	ANDERSEN BOE Carl	NOR	4	RD	6	6	0	1	0	1	58	8	7	23	3	9	12	1	6	8	1.33	4	0	0	0	2	8	3	5	0	0	0.00
2.	CHITARRONI Mario	ITA	24	CE	6	6	1	1	0	2	54	10	9	2	2	7	20	0	0	12	2.00	6	0	0	0	1	5	8	-3	63	58	52.07
3.	STRÖMBERG Mika	FIN	26	RD	6	6	2	1	1	4	51	16	6	23	3	2	6	0	6	9	1.50	2	1	0	0	0	10	4	6	0	0	0.00
4.	SHEA Michael	AUT	24	RD	6	6	0	1	0	1	49	2	8	11	1	12	16	0	1	0	0.00	0	0	0	0	0	3	6	-3	0	0	0.00
5.	COOPER Stephen	GBR	5	LD	6	6	0	0	1	1	49	11	8	11	2	11	15	2	8	4	.67	2	0	0	0	0	5	14	-9	0	0	0.00
6.	SALSTEN Petter	NOR	2	RD	6	6	1	1	0	2	47	4	7	14	4	10	14	4	4	8	1.33	4	0	0	0	1	5	9	-4	0	0	0.00
7.	COTE Matthew	GBR	7	RW	6	6	0	0	0	0	47	9	4	13	13	4	10	2	5	8	1.33	4	0	0	0	2	1	12	-11	2	0	100.00
8.	GÜNTNER Michael	AUT	32	LD	6	6	0	0	0	0	46	4	7	8	10	5	14	0	2	10	1.67	5	0	0	0	1	5	4	1	0	0	0.00
9.	ULANOW Igor	RUS	28	LD	6	6	1	0	0	1	45	15	4	8	2	14	7	3	2	20	3.33	5	0	1	0	0	5	4	1	0	0	0.00
10.	MORRIS Frank	GBR	24	CE	6	6	0	0	0	0	45	5	0	7	5	14	7	2	1	8	1.33	4	0	0	0	2	2	15	-13	4	4	50.00
11.	CHAMBERS Shawn	USA	4	LD	6	6	0	1	2	3	43	8	6	17	8	6	9	4	3	4	.67	2	0	0	0	0	10	10	0	0	0	0.00
12.	HILL Sean	USA	28	LD	6	6	0	0	2	2	43	7	6	14	10	6	8	4	4	4	.67	2	0	0	0	0	4	2	2	0	0	0.00
13.	JAKOBSEN Tommy	NOR	7	RD	6	5	0	0	0	0	43	4	7	11	11	5	11	4	2	8	1.60	4	0	0	0	1	3	6	-3	0	0	0.00
14.	HOLAN Milos	CZE	4	LD	6	6	0	2	1	3	41	4	7	22	2	2	8	0	5	8	1.33	4	0	0	0	0	7	8	-1	0	0	0.00
15.	CIRCELLI Anthony	ITA	25	RD	6	6	2	0	0	2	41	3	2	8	9	10	15	2	5	2	.33	1	0	0	0	0	8	8	0	0	0	0.00
16.	LAUKKANEN Janne	FIN	12	LD	6	6	0	1	1	2	40	8	5	20	6	3	4	3	3	4	.67	2	0	0	0	1	9	3	6	1	1	50.00
17.	DE ANGELIS Michael	ITA	37	LD	6	6	0	3	0	3	39	0	9	6	1	11	14	1	1	0	0.00	0	0	0	0	0	8	4	4	0	1	0.00
18.	GULDA Peter	GER	8	LD	5	5	0	2	0	2	39	9	3	9	2	13	4	0	1	2	.40	1	0	0	0	0	4	3	1	0	0	0.00
19.	YUSHKEVICH Dmitri	RUS	2	RD	6	6	1	1	1	3	38	7	8	7	2	11	8	2	3	12	2.00	6	0	0	0	0	10	4	6	0	0	0.00
20.	HOHENBERGER Herber	AUT	30	RD	6	6	1	1	1	3	38	7	4	10	1	9	11	2	2	12	2.00	6	0	0	0	0	5	11	-6	0	0	0.00
21.	MEYER Jayson	GER	35	RD	5	5	1	0	0	1	38	4	1	7	1	19	9	1	2	6	1.20	3	0	0	0	0	2	5	-3	0	0	0.00
22.	BREBANT Richard	GBR	13	CE	6	6	1	0	0	1	38	7	3	5	1	7	12	0	2	8	1.33	4	0	0	0	1	4	13	-9	42	60	41.18
23.	RICHARDSON Luke	CAN	22	LD	6	6	0	0	1	1	37	12	4	14	3	3	4	2	1	4	.67	2	0	0	0	0	7	2	5	0	0	0.00
24.	IOVIO Emilio	ITA	9	LW	6	6	1	0	0	1	37	1	4	7	0	9	14	2	1	4	.67	2	0	0	0	0	5	5	0	1	7	12.50
25.	MAYR Jörg	GER	6	RD	5	5	0	0	0	0	37	10	3	8	3	8	8	2	1	2	.40	1	0	0	0	0	3	7	-4	0	0	0.00
26.	JUTILA Timo	FIN	5	RD	6	6	3	2	0	5	36	8	3	12	4	5	8	2	4	4	.67	2	0	0	0	0	11	2	9	1	0	100.00
27.	BURTON James	AUT	6	LD	6	6	1	2	0	3	35	2	1	6	3	14	12	3	0	0	0.00	0	0	0	0	0	8	9	-1	0	0	0.00
28.	OBERRAUCH Robert	ITA	4	LD	6	6	0	1	0	1	35	5	5	4	2	14	22	10	7	8	1.33	4	0	0	0	1	7	6	1	0	0	0.00
29.	MECIAR Stanislav	CZE	27	RD	6	6	0	0	0	0	35	2	9	16	11	1	5	5	4	4	.67	2	0	0	0	0	5	5	0	0	0	0.00
30.	PUSNIK Andreas	AUT	7	CE	6	6	0	2	1	3	34	3	1	8	6	9	7	2	0	2	.33	1	0	0	0	0	6	7	-1	53	68	43.80
31.	SHENDELEV Sergei	RUS	22	LD	6	6	1	1	0	2	34	2	5	11	3	10	6	4	0	8	1.33	4	0	0	0	1	15	3	12	0	0	0.00
32.	DE GAETANO Philip	ITA	3	RD	6	6	0	0	1	1	34	3	2	9	2	9	14	1	4	4	.67	2	0	0	0	0	7	5	2	0	0	0.00
33.	BRIND-AMOUR Rod	CAN	17	CE	6	6	2	0	1	3	33	2	6	8	2	11	3	3	0	2	.33	1	0	0	0	0	6	2	4	49	40	55.06
34.	MC EWEN Douglas	GBR	10	CE	6	6	1	2	0	3	33	5	3	1	3	14	8	0	3	0	0.00	0	0	0	0	0	5	17	-12	3	4	42.86
35.	DOYLE Robin	AUT	29	CE	6	6	1	1	0	2	33	0	4	5	2	11	6	0	2	2	.33	1	0	0	0	0	3	7	-4	19	24	44.19
36.	NASHEIM Richard	AUT	16	LW	6	6	1	0	0	1	33	3	1	6	0	8	12	0	0	4	.67	2	0	0	0	0	5	6	-1	0	1	0.00
37.	ULRICH Martin	AUT	47	RD	6	6	0	0	0	0	33	7	2	7	0	11	12	2	4	2	.33	1	0	0	0	0	5	5	0	0	1	0.00
38.	SCERBAN Bedrich	CZE	6	RD	6	6	0	0	0	0	33	3	5	13	3	3	7	1	5	4	.67	2	0	0	0	1	4	7	-3	0	0	0.00
39.	FIGLIUZZI Stefan	ITA	91	CE	6	6	3	0	0	3	32	1	6	5	2	11	4	0	1	10	1.67	5	0	0	0	2	4	7	-3	47	39	54.65
40.	HOPE Shannon	GBR	6	LD	6	6	0	1	0	1	32	7	4	11	4	5	10	2	7	14	2.33	7	0	0	0	3	4	14	-10	0	2	0.00
41.	SJÖDIN Tommy	SWE	2	LD	6	6	0	0	0	0	32	2	2	16	7	4	7	0	6	4	.67	2	0	0	0	0	9	4	5	0	0	0.00
42.	ORLANDO Gaetano	ITA	17	CE	6	6	3	4	0	7	31	3	5	4	2	8	8	5	0	6	1.00	3	0	0	0	0	9	4	5	70	56	55.56
43.	FERA Richard	GBR	11	CE	6	6	1	2	0	3	32	3	7	2	0	6	12	1	1	4	.67	2	0	0	0	1	4	7	-3	52	52	50.00
44.	ZITNIK Alexei	RUS	4	LD	6	6	1	0	0	1	31	12	7	7	0	10	4	3	6	8	1.33	4	0	0	0	0	6	2	4	0	0	0.00
45.	KIENASS Torsten	GER	3	RD	5	5	0	1	0	1	31	2	4	8	0	7	11	0	1	2	.40	1	0	0	0	0	3	3	0	0	0	0.00
46.	STRAUSS Wolfgang	AUT	4	LD	6	6	0	0	0	0	31	2	2	8	1	4	17	1	2	4	.67	2	0	0	0	0	4	4	0	0	0	0.00
47.	CRANSTON Tim	GBR	4	CE	6	6	0	0	0	0	31	2	3	10	0	6	5	0	2	4	.67	2	0	0	0	1	0	15	-15	34	41	45.33
48.	STILLMAN Fredrik	SWE	14	LD	6	6	1	1	0	2	30	0	8	10	9	4	5	3	3	0	0.00	0	0	0	0	0	8	3	5	1	0	100.00
49.	BOB Robert	USA	3	LD	6	6	2	0	0	2	30	4	6	14	10	7	4	1	15	2	.33	1	0	0	0	0	11	10	1	0	0	0.00
50.	NEATON Pat	USA	6	LD	6	6	2	0	0	2	30	10	7	17	1	1	3	4	6	10	1.67	5	0	0	0	0	5	6	-1	0	0	0.00

Gestefner

Top Scorers

Including Game No.:35

R	Family & Surname	Team	No	Po	GP	PI	G	A1	A2	PTS	S	SG%	SSG	SSP	SPG	PPG	SHG	GWG	GTG	PIM	AVG	2	5	10	GMP	GAP	POP	NBP	+/-	FO+	FO-	FO%	DAC
1.	KOIVU Saku	FIN	11	CE	6	6	6	3	2	10	22	22.73	10	3	4	2	0	0	0	4	.67	2	0	0	0	0	16	4	12	45	44	50.56	6
2.	KAMENSKY Valeri	RUS	13	RW	6	6	5	4	1	10	41	12.20	18	7	11	1	0	0	0	12	2.00	1	0	1	0	0	15	3	12	2	4	33.33	16
3.	KURRI Jari	FIN	17	RW	6	6	4	5	1	10	24	16.67	11	1	8	0	0	1	0	0	0.00	0	0	0	0	0	12	2	10	2	3	40.00	16
4.	KARIYA Paul	CAN	27	LW	6	6	4	5	1	10	15	26.67	4	1	6	1	0	0	0	2	.33	1	0	0	0	0	12	2	10	0	0	0.00	10
5.	SUNDIN Mats	SWE	13	LW	6	6	5	4	0	9	29	17.24	16	5	3	1	0	0	0	2	.33	1	0	0	0	0	11	4	7	9	6	60.00	8
6.	FEDULOV Igor	RUS	11	LW	6	6	4	3	2	9	22	18.18	13	3	2	2	0	0	0	6	1.00	3	0	0	0	0	12	1	11	46	45	50.55	19
7.	KOVALENKO Andrei	RUS	26	LW	6	6	3	2	3	8	23	13.04	11	4	5	1	0	1	0	2	.33	1	0	0	0	0	14	4	10	11	10	52.38	15
8.	SAKIC Joe	CAN	19	CE	6	6	4	2	1	7	21	19.05	11	3	3	2	0	1	0	0	0.00	0	0	0	0	0	9	3	6	39	28	58.21	14
9.	ORLANDO Gaetano	ITA	17	CE	6	6	3	4	0	7	14	21.43	10	1	0	0	0	1	0	6	1.00	3	0	0	0	0	9	4	5	70	56	55.56	31
10.	SHANAHAN Brendan	CAN	14	LW	6	4	4	2	0	6	24	16.67	13	5	2	1	0	1	0	6	1.50	3	0	0	0	0	8	3	5	9	6	60.00	8
11.	MÅKELÅ Mikko	FIN	42	RW	6	6	3	3	0	6	18	16.67	11	3	1	0	0	0	0	6	1.00	3	0	0	0	0	10	1	9	3	0	100.00	10
12.	HANSSON Roger	SWE	11	LW	6	6	3	3	0	6	27	11.11	15	6	3	0	0	2	0	4	.67	2	0	0	0	1	10	5	5	0	0	0.00	4
13.	LEHTINEN Jere	FIN	20	RW	6	6	2	3	1	6	24	8.33	17	1	4	0	0	1	0	2	.33	1	0	0	0	0	16	4	12	0	2	0.00	13
14.	BERGQVIST Jonas	SWE	18	LW	6	6	2	2	2	6	26	7.69	17	3	4	0	1	0	0	2	.33	1	0	0	0	0	9	3	6	2	4	33.33	5
15.	JANNY Claig	USA	15	CE	6	5	1	3	2	6	5	20.00	2	1	1	1	0	0	0	0	0.00	0	0	0	0	0	8	8	0	52	38	57.78	4
16.	PELTONEN Ville	FIN	16	LW	6	6	4	1	0	5	25	16.00	14	5	2	1	0	0	0	4	.67	2	0	0	0	0	14	3	11	1	5	16.67	6
17.	SVENSSON Magnus	SWE	8	LD	6	6	4	1	0	5	31	12.90	15	7	5	3	0	0	0	8	1.33	4	0	0	0	0	11	6	5	0	0	0.00	26
18.	JUTILA Timo	FIN	5	RD	6	6	3	2	0	5	21	14.29	11	5	2	0	1	0	0	4	.67	2	0	0	0	0	11	2	9	1	0	100.00	36
19.	KAPANEN Sami	FIN	24	LW	6	6	3	2	0	5	24	12.50	13	4	4	0	0	1	0	0	0.00	0	0	0	0	0	11	2	9	0	2	0.00	14
20.	SANDERSON Geoff	CAN	8	CE	6	6	3	2	1	5	25	12.00	14	3	5	0	0	1	0	6	1.00	3	0	0	0	0	7	2	5	2	2	50.00	15
21.	KNUTSEN Espen	NOR	41	CE	6	6	3	2	0	5	15	20.00	7	2	3	0	1	0	0	0	0.00	0	0	0	0	0	7	10	-3	53	43	55.21	27
22.	SWEENEY Tim	USA	12	LW	6	6	3	2	0	5	15	20.00	8	1	3	1	0	1	0	0	0.00	0	0	0	0	0	7	11	-4	27	38	41.54	3
23.	BJAKIN Ilja	RUS	6	LD	6	6	2	3	0	5	27	7.41	16	5	4	0	1	2	0	2	.33	1	0	0	0	0	10	5	5	0	0	0.00	17
24.	BERGLUND Charles	SWE	22	LW	6	6	2	2	1	5	13	15.38	7	0	4	0	0	0	0	2	.33	1	0	0	0	0	8	5	3	49	42	53.85	11
25.	HELMINEN Raimo	FIN	14	CE	6	6	1	1	3	5	6	16.67	5	0	0	1	0	0	0	0	0.00	0	0	0	0	0	12	3	9	60	37	61.86	13
26.	ARNOTT Jason	CAN	7	CE	6	6	0	3	2	5	24	0.00	14	6	4	0	0	0	0	8	1.33	4	0	0	0	0	12	2	10	53	40	56.99	28
27.	TOPATIGH Lucio	ITA	27	RW	6	6	4	0	0	4	17	23.53	4	1	8	1	0	1	0	8	1.33	4	0	0	0	0	8	2	6	0	1	0.00	21
28.	KUCERA Jiri	CZE	14	CE	6	6	4	0	0	4	16	25.00	6	1	5	2	1	1	0	0	0.00	0	0	0	0	0	5	4	1	54	70	43.55	10
29.	KALT Dieter	AUT	74	RW	6	6	4	0	0	4	15	26.67	3	3	5	2	0	0	0	0	0.00	0	0	0	0	0	5	7	-2	1	0	100.00	23
30.	YOUNG Scott	USA	23	LW	6	6	3	1	0	4	34	8.82	18	5	8	1	0	1	0	2	.33	1	0	0	0	0	10	2	8	7	3	70.00	16
31.	PODEIN Shjon	USA	13	LW	6	6	3	1	0	4	12	25.00	7	0	2	0	0	0	0	12	2.00	6	0	0	0	0	9	5	4	11	13	45.83	16
32.	JÖNSSON Jörgen	SWE	20	LW	6	5	3	0	1	4	12	25.00	5	2	2	0	0	0	0	2	.40	1	0	0	0	0	4	2	2	2	1	66.67	5
33.	ZEMLICKA Richard	CZE	13	LW	6	6	3	0	1	4	18	16.67	9	2	4	0	0	0	0	6	1.00	3	0	0	0	0	1	5	4	1	2	4	33.33	9
34.	NIEMINEN Mika	FIN	40	CE	6	6	2	2	0	4	17	11.76	10	2	3	1	0	0	0	2	.33	1	0	0	0	0	8	1	7	13	12	52.00	11
35.	DACKELL Andreas	SWE	12	LW	6	5	2	2	0	4	9	22.22	5	1	1	0	0	0	0	25	5.00	0	1	0	1	0	8	1	7	0	1	0.00	6
36.	STRÖMBERG Mika	FIN	26	RD	6	6	2	2	1	4	17	11.76	5	4	6	0	0	1	0	9	1.50	2	1	0	0	0	10	4	6	0	0	0.00	51
37.	RUCINSKY Martin	CZE	24	LW	6	6	2	2	0	4	27	7.41	20	1	4	1	0	0	0	8	1.33	4	0	0	0	2	7	3	4	1	2	33.33	15
38.	FORSLUND Tomas	SWE	27	LW	6	3	2	2	0	4	6	33.33	3	0	1	0	0	1	0	4	1.33	2	0	0	0	0	4	1	3	0	0	0.00	2
39.	PAVLU Martin	ITA	28	RW	6	6	1	3	0	4	11	9.09	4	4	2	0	0	0	0	0	0.00	0	0	0	0	0	4	8	-4	2	2	50.00	28
40.	VIRTA Hannu	FIN	23	RD	6	6	0	3	1	4	18	0.00	10	3	5	0	0	0	0	4	.67	2	0	0	0	0	16	2	14	0	0	0.00	22
41.	WEIGHT Doug	USA	9	LW	6	6	0	4	0	4	12	0.00	10	1	1	0	0	0	0	14	2.33	7	0	0	0	1	6	4	2	50	46	52.08	11
42.	BURE Valeri	RUS	23	LW	6	6	3	0	0	3	25	12.00	14	4	4	1	0	0	0	2	.33	1	0	0	0	0	9	0	9	0	1	0.00	8
43.	CORSON Shayne	CAN	9	RW	6	5	3	0	0	3	10	30.00	7	0	0	0	0	2	0	4	.80	2	0	0	0	0	4	1	3	12	12	50.00	15
44.	KÖPF Ernst	GER	33	RW	5	5	3	0	0	3	24	12.50	12	2	7	2	0	0	0	0	0.00	0	0	0	0	0	5	4	1	0	0	0.00	16
45.	FIGLIUZZI Stefan	ITA	91	CE	6	6	3	0	0	3	9	33.33	3	0	3	0	0	1	0	10	1.67	5	0	0	0	2	4	7	-3	47	39	54.65	32
46.	KIPRUSOFF Marko	FIN	2	LD	6	6	2	1	0	3	20	10.00	10	5	3	1	0	0	0	0	0.00	0	0	0	0	0	15	2	13	0	0	0.00	12
47.	RICCI Mike	CAN	10	CE	6	6	2	1	0	3	10	20.00	6	1	1	0	0	0	0	6	1.00	3	0	0	0	0	6	2	4	60	32	65.22	16
48.	BEREZIN Serge	RUS	29	RW	6	6	2	1	0	3	31	6.45	19	5	5	1	0	0	0	2	.33	1	0	0	0	0	7	3	4	3	2	60.00	16
49.	BRIND-AMOUR Rod	CAN	17	CE	6	6	2	0	1	3	14	14.29	9	2	1	1	0	0	0	2	.33	1	0	0	0	0	6	2	4	49	40	55.06	33
50.	RUUTTU Kari	FIN	22	CE	6	2	2	1	0	3	4	50.00	1	0	1	0	0	1	0	2	1.00	1	0	0	0	0	3	0	3	1	4	20.00	2

Castrol

Most Penalized Players

Including Game No.:35

R	Family & Surname	Team	No	Po	GP	PI	2	5	10	GMP	PIM	AVG	GAP	G	A	PTS	+/-	DAC	
1.	DACKELL Andreas	SWE	12	LW	6	5	0	1	0	1	25	5.00	0	2	2	4	7	6	
2.	BENDA Jan	GER	32	RW	5	5	2	0	0	1	24	4.80	0	0	0	0	-4	15	
3.	PAJONKOWSKI Franck	FRA	32	CE	5	5	4	0	1	0	18	3.60	0	1	1	2	-4	10	
4.	ULANOW Igor	RUS	28	LD	6	6	5	0	1	0	20	3.33	0	1	0	1	1	45	
5.	LILLEY John	USA	19	LW	6	6	6	1	0	0	17	2.83	3	1	0	1	1	6	
6.	VILLE Christophe	FRA	21	CE	5	3	4	0	0	0	8	2.67	1	0	1	1	1	7	
7.	O'CONNER Michael	GBR	3	LD	6	6	7	0	0	0	14	2.33	1	0	0	0	-9	20	
7.	LARSSON Jan	SWE	17	LW	6	6	2	0	1	0	14	2.33	0	0	2	2	4	14	
7.	WEIGHT Doug	USA	9	LW	6	6	7	0	0	0	14	2.33	1	0	4	4	2	11	
7.	HOPE Shannon	GBR	6	LD	6	6	7	0	0	0	14	2.33	3	0	1	1	-10	32	
7.	COMPLOI Georg	ITA	20	RD	6	6	7	0	0	0	14	2.33	0	0	0	0	-6	25	
12.	RAUCHENWALD Gerald	AUT	9	CE	6	6	6	0	0	0	12	2.00	2	1	0	1	-5	27	
12.	YUSHKEVICH Dmitri	RUS	2	RD	6	6	6	0	0	0	12	2.00	0	1	2	3	6	38	
12.	HOHENBERGER Herber	AUT	30	RD	6	6	6	0	0	0	12	2.00	0	1	2	3	-6	38	
12.	PODEIN Shjon	USA	13	LW	6	6	6	0	0	0	12	2.00	0	3	1	4	4	16	
12.	CHITARRONI Mario	ITA	24	CE	6	6	6	0	0	0	12	2.00	1	1	1	2	-3	54	
12.	KAMENSKY Valeri	RUS	13	RW	6	6	1	0	1	0	12	2.00	0	5	5	10	12	16	
12.	LEMOINE Jean-Phili	FRA	16	LD	5	4	4	0	0	0	8	2.00	1	0	0	0	-5	22	
19.	GÜNTNER Michael	AUT	32	LD	6	6	5	0	0	0	10	1.67	1	0	0	0	1	46	
19.	NEATON Pat	USA	6	LD	6	6	5	0	0	0	10	1.67	0	2	0	2	-1	30	
19.	FIGLIUZZI Stefan	ITA	91	CE	6	6	5	0	0	0	10	1.67	2	3	0	3	-3	32	
19.	DOLEZAL Jiri	CZE	26	LW	6	6	0	0	1	0	10	1.67	0	2	1	3	0	21	
23.	YASHIN Alexei	RUS	19	RW	6	5	4	0	0	0	8	1.60	0	1	2	3	2	12	
23.	JAKOBSEN Tommy	NOR	7	RD	6	5	4	0	0	0	8	1.60	1	0	0	0	-3	43	
23.	EVTUSHEVSKI Gregor	GER	9	RW	5	5	4	0	0	0	8	1.60	0	1	1	2	1	17	
	LINDSAY Bill	USA	21	LW	6	5	1	0	0	0	2	.40	1	3	1	4	3	4	*ADC*

Goalkeepers

Including Game No.:35

R	Family & Surname	Team	No	GP	PI	MIP	MIP%	SOG	GA	SVS	SVS%	GAA	GKC	PIM	AVG	2	5	10	GMP	SHGA	SO
1.	SHTALENKOV Mikhail	RUS	1	6	6	296.16	82.48	130	5	125	96.15	1.01	1.88	0	0.00	0	0	0	0	3	2
2.	RANFORD Bill	CAN	30	6	4	240.00	66.67	103	6	97	94.17	1.50	8.74	0	0.00	0	0	0	0	3	0
3.	NORDSTRÖM Roger	SWE	30	6	4	240.00	66.67	62	5	57	91.94	1.25	10.07	0	0.00	0	0	0	0	1	1
4.	MYLLYS Jarmo	FIN	35	6	5	300.00	83.33	121	8	113	93.39	1.60	10.57	2	.40	1	0	0	0	2	2
5.	HEBERT Guy	USA	1	6	5	280.00	77.78	173	12	161	93.06	2.57	17.83	0	0.00	0	0	0	0	2	0
6.	PUSCHACHER Michael	AUT	23	6	5	270.73	75.34	162	13	149	91.98	2.88	23.09	2	.40	1	0	0	0	1	1
7.	HEISS Joseph	GER	30	5	3	179.20	59.78	61	8	53	86.89	2.68	35.13	0	0.00	0	0	0	0	2	0
8.	ROSATI Michael	ITA	34	6	4	240.00	66.67	139	14	125	89.93	3.50	35.24	0	0.00	0	0	0	0	4	0
9.	MERK Klaus	GER	27	5	2	120.00	40.00	48	6	42	87.50	3.00	37.50	0	0.00	0	0	0	0	2	1
10.	MARTHINSEN Jim	NOR	30	6	5	289.28	80.41	149	18	131	87.92	3.73	45.05	0	0.00	0	0	0	0	7	0
11.	YLONEN Petri	FRA	29	5	5	263.50	87.94	159	18	141	88.68	4.09	46.29	0	0.00	0	0	0	0	5	0
12.	BRIZA Petr	CZE	1	6	4	239.30	66.53	128	16	112	87.50	4.01	50.12	0	0.00	0	0	0	0	3	0
	SHIRGAZIEV Albert	RUS	30	6	3	22.32	6.26	6	0	6	100.00	0.00	0.00	0	0.00	0	0	0	0	0	2
	TAMMI Jukka	FIN	30	6	1	60.00	16.67	20	1	19	95.00	1.00	5.00	0	0.00	0	0	0	0	1	0
	FISET Stephane	CAN	31	6	2	120.00	33.33	48	3	45	93.75	1.50	9.37	0	0.00	0	0	0	0	0	0
	TUREK Roman	CZE	2	6	2	120.00	33.33	37	4	33	89.19	2.00	21.62	0	0.00	0	0	0	0	0	0
	DELFINO David	ITA	33	6	2	120.00	33.33	75	8	67	89.33	4.00	42.68	0	0.00	0	0	0	0	3	0
	SALO Tommy	SWE	35	6	2	120.00	33.33	56	8	48	85.71	4.00	57.16	0	0.00	0	0	0	0	0	0
	SCHISTAD Robert	NOR	1	6	2	70.32	19.59	32	5	27	84.38	4.25	66.38	0	0.00	0	0	0	0	3	0
	KUNTAR Leslie	USA	30	6	2	80.00	22.22	49	8	41	83.67	6.00	97.98	0	0.00	0	0	0	0	1	0
	IVANNIKOV Valeri	RUS	20	6	2	39.32	10.98	19	4	15	78.95	6.07	127.77	0	0.00	0	0	0	0	1	0
	MC KAY Martin	GBR	30	6	3	117.12	32.56	60	14	46	76.67	7.17	167.27	2	.67	1	0	0	0	4	0
	SUTTNIG Michael	AUT	1	6	2	87.00	24.17	59	12	47	79.66	8.28	168.41	0	0.00	0	0	0	0	2	0
	HANSON Moray	GBR	29	6	3	136.82	38.16	75	17	58	77.33	7.43	168.43	0	0.00	0	0	0	0	3	0
	MC CRONE John	GBR	1	6	3	104.82	29.27	75	18	57	76.00	10.25	246.00	0	0.00	0	0	0	0	4	0
	VALLIERE Michel	FRA	31	5	1	36.10	12.06	17	6	11	64.71	9.95	351.13	0	0.00	0	0	0	0	0	0

SELIGER Marc	GER	40	5
CAMPESE Bruno	ITA	30	6
DALPIAZ Claus	AUT	31	6
LITTMAN David	USA	29	6
KUIVALAINEN Pasi	FIN	1	6
LHENRY Fabrice	FRA	30	5
ALLMAN Steve	NOR	35	6
BIEGL Radek	CZE	30	6
HEDBERG Johan	SWE	1	6

Most Fair Players

Including Game No.:35

R	Family & Surname	Team	No	Po	GP	PI	2	5	10	GWG	PIM	AVG	GAP	G	A	PTS	+/-	DAC
1.	KURRI Jari	FIN	17	RW	6	6	0	0	0	0	0	0.00	0	4	6	10	10	16
2.	SAKIC Joe	CAN	19	CE	6	6	0	0	0	0	0	0.00	0	4	3	7	6	14
3.	JANNY Claig	USA	15	CE	6	5	0	0	0	0	0	0.00	0	1	5	6	0	4
4.	SWEENEY Tim	USA	12	LW	6	6	0	0	0	0	0	0.00	0	3	2	5	-4	3
4.	KAPANEN Sami	FIN	24	LW	6	6	0	0	0	0	0	0.00	0	3	2	5	9	14
4.	KNUTSEN Espen	NOR	41	CE	6	6	0	0	0	0	0	0.00	0	3	2	5	-3	27
4.	HELMINEN Raimo	FIN	14	CE	6	6	0	0	0	0	0	0.00	0	1	4	5	9	13
8.	KALT Dieter	AUT	74	RW	6	6	0	0	0	0	0	0.00	0	4	0	4	-2	23
8.	PAVLU Martin	ITA	28	RW	6	6	0	0	0	0	0	0.00	0	1	3	4	-4	28
8.	KUCERA Jiri	CZE	14	CE	6	6	0	0	0	0	0	0.00	0	4	0	4	1	10
11.	DE ANGELIS Michael	ITA	37	LD	6	6	0	0	0	0	0	0.00	0	0	3	3	4	39
11.	BURTON James	AUT	6	LD	6	6	0	0	0	0	0	0.00	0	1	2	3	-1	35
11.	BERANEK Josef	CZE	29	CE	6	6	0	0	0	0	0	0.00	0	1	2	3	2	8
11.	KIPRUSOFF Marko	FIN	2	LD	6	6	0	0	0	0	0	0.00	0	2	1	3	13	12
11.	MC EWEN Douglas	GBR	10	CE	6	6	0	0	0	0	0	0.00	0	1	2	3	-12	33
16.	KÖPF Ernst	GER	33	RW	5	5	0	0	0	0	0	0.00	0	3	0	3	1	16
17.	IMMONEN Mikko	FIN	7	LD	6	2	0	0	0	0	0	0.00	0	1	2	3	3	7
18.	KASTAK Kamil	CZE	12	LW	6	6	0	0	0	0	0	0.00	0	1	1	2	-4	11
18.	STILLMAN Fredrik	SWE	14	LD	6	6	0	0	0	0	0	0.00	0	1	1	2	5	30
18.	WOLANIN Craig	USA	2	LD	6	6	0	0	0	0	0	0.00	0	2	0	2	-2	21
18.	JANECKY Otakar	CZE	20	RW	6	6	0	0	0	0	0	0.00	0	0	2	2	0	10
18.	ANDERSSON Mikael	SWE	23	LD	6	6	0	0	0	0	0	0.00	0	2	0	2	4	10
18.	BARLIE Vegar	NOR	11	RW	6	6	0	0	0	0	0	0.00	0	1	1	2	-4	16
18.	KADLEC Drahomir	CZE	5	RD	6	6	0	0	0	0	0	0.00	0	1	1	2	-1	7
18.	RATH Marius	NOR	37	LW	6	6	0	0	0	0	0	0.00	0	2	0	2	1	9

C.O.N.I.

ICEHOCKEY 94 ITALIA

IIHF

ICEHOCKEY WORLD CHAMPIONSHIP / POOL - A / BOLZANO/BOZEN - VAL DI FASSA - MILANO / ITALIA - 25 04. - 08.05.1994

Date: 7. 5.94 Start:16:00 End:18:23 Place:Milano Game Nr.: 36 Page 1 of 1

Team A: FIN

Family & Given Name	Nr	Pos	P	G	Time	S	A1	A2	GS	Positive Part A						Negative Part B					
TAMMI Jukka	30	GK	Y	1	4.58	42	9	22	PP	35	42	9	22	4	40	1	3	4	26	23	
MYLLYS Jarmo	35	*GK	Y	2	5.44	23	13	20	EQ	35	23	13	20	16	11	1	18	19	13	2	24
KIPRUSOFF Marko	2	LD	Y	3	10.32	8	42	9	PP	35	8	42	9	2	23	1	2	3	12		
HÄMÄLÄINEN Erik	4	RD	Y	4	12.21	4	5	14	PP	35	4	5	14	17	24	1	10	12	3	24	
JUTILA Timo C	5	*RD	Y	5	18.51	7	13	8	EQ	35	7	13	8	26	22	1	18	9	26	6	28
IMMONEN Waltteri	7	LD	Y	6	19.52	24	5		EQ	35	24	5	14	4	17	1	3	4	13	15	23
OJANEN Janne	8	CE	Y	7	22.21	20	11		PP	35	20	11	2	23	16	30	6	28	8	26	
KESKINEN Esa	9	CE	Y	8	38.55	42			EQ	35	42	7	26	9	40	30	2	24	8	26	12
KOIVU Saku	11	CE	Y																		
LAUKKANEN Janne A	12	*LD	Y																		
PALO Marko	13	RW	Y																		
HELMINEN Raimo	14	*CE	Y																		
[illegible]LATALO Mika	15	LW	N																		
[illegible]ELTONEN Ville A	16	LW	Y																		
KURRI Jari	17	*RW	Y																		
LEHTINEN Jere	20	RW	Y																		
RUUTTU Christian	22	CE	Y																		
VIRTA Hannu	23	RD	Y																		
KAPANEN Sami	24	*LW	Y																		
STRÖMBERG Mika	26	RD	Y																		
NIEMINEN Mika	40	CE	Y																		
MÄKELÄ Mikko	42	RW	Y																		

Time	Nr	Min	Offence	Start	End
13.27	2	2	INTERF	13.27	15.27
25.30	20	2	HOLD	25.30	27.30
34.34	4	2	CHARGE	34.34	36.34
54.25	5	2	HOLD	54.25	56.25
54.39	12	2	CHARGE	54.39	56.39
58.52	17	2	UNSPORT	58.52	60.00

Coach:LINDSTRÖM Curt Coach:ARAVIRTA Hannu Manager:RIIHIRANTA Heikki

Team B: USA

Family & Given Name	Nr	Pos	P	G	Time	S	A1	A2	GS	Positive Part B						Negative Part A					
HEBERT Guy	1	*GK	Y																		
KUNTAR Les	30	GK	Y																		
WOLANIN Craig C	2	LD	Y																		
BEERS Bob	3	*RD	Y																		
CHAMBERS Shawn	4	*LD	Y																		
RICHTER Barry	5	LD	Y																		
NEATON Pat	6	LD	Y																		
LAZARO Jeff	8	LW	Y																		
WEIGHT Doug	9	CE	Y																		
SACCO Joe	10	RW	Y																		
SWEENEY Tim	12	LW	Y																		
PODEIN Shjon	13	*LW	Y																		
[illegible]ANNEY Craig A	15	*CE	Y																		
[illegible]OLE Danton	17	CE	N																		
BOURQUE Phil	18	RW	Y																		
LILLEY John	19	RW	Y																		
YOUNG Scott A	23	*RW	Y																		
MCSWEEN Don	24	RD	Y																		
CIAVAGLIA Peter	26	CE	Y																		
HILL Sean	28	RD	Y																		

Time	Nr	Min	Offence	Start	End
4.11	10	2	SLASH	4.11	4.58
8.44	9	2	INTERF	8.44	10.32
10.18	10	2	INTERF	10.18	12.18
12.07	19	2	BENCH	12.07	12.21
12.07	19	10	MISC	12.21	22.21
20.33	13	2	HOLD	20.33	22.21
58.52	8	2	UNSPORT	58.52	60.00
59.53	10	2	HOLD	59.53	60.00

Coach:WILSON Ron Coach:ARMY Tim Manager:NANNE Lou

Game Summary

P	GF:GA	SSQ	SSP	SPG	SOG	S	PIM	TPP	PPG	SHG	FO+	DAC
1	6:0	15:4	2:5	4:5	21:4	27:14	2:18	4.24:2.00	3:0	0:0	12:10	17:19
2	2:0	15:8	0:2	3:2	17:8	20:12	4:2	1.48:4.00	1:0	0:0	10:13	15:7
3	0:0	6:7	3:1	4:4	6:7	13:12	6:4	0.07:2.14	0:0	0:0	12:13	13:19
SU	8:0	36:19	5:8	11:11	44:19	60:38	12:24	6.19:8.14	4:0	0:0	34:36	45:45

Goalkeepers Record

Time	GKA	GKB	ENG	A	MIP	B	MIP
0.00	35	1		35	40.00	1	20.00
20.00		30		30	20.00	30	40.00
40.00	30						

Referee	Linesman	Linesman	Goaljudge	Goaljudge	Game-TKP	Pen-TKP	Off.Scorer	Spect.
Grundström/SWE	Norrman/SWE	Karabanov/RUS	Spinella/ITA	Scanacapra/IT	Meleveri/ITA	Aldeam	Guichardaz	7500

Costatnor

Date: 94. 5. 7 **Game No: 36** **Period: 1**

FIN **GK 35**

GK 30

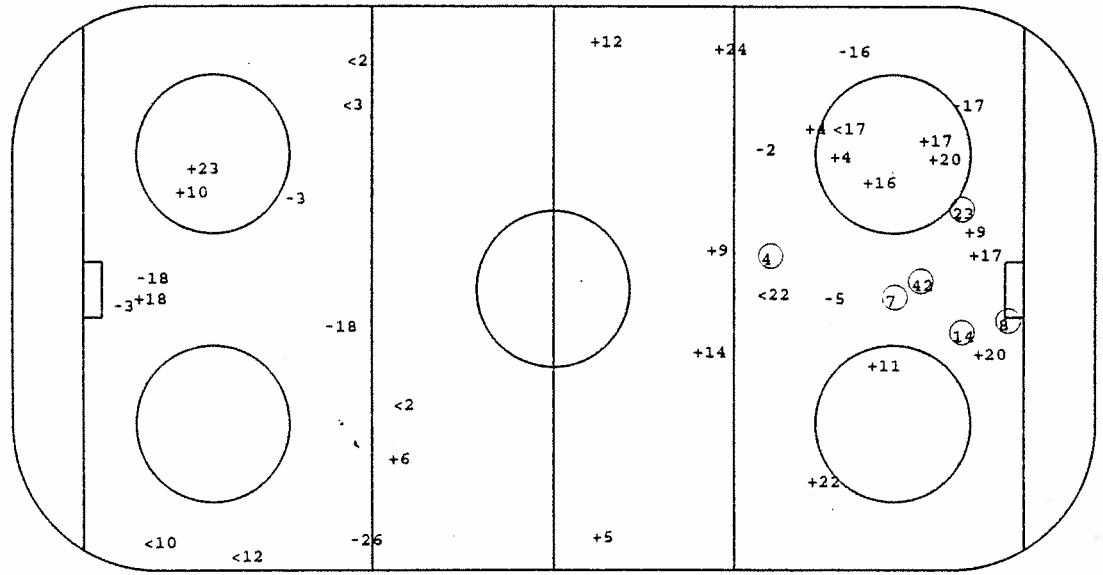

USA **GK 1**

GK 30

○ Goal +SSG <SSP -SPG

Face - Offs

DZ	MZ	AZ
-14	14	-14
9	11	- 9
8	8	11
	-11	- 9
	-11	14
	- 8	- 9
	9	8
	9	-11
	-14	14
		14

Defense Activity

Team	BCH	SCH	BBL	SBL	BAC	PRE	PCL	-LOP	-PAP
FIN		22	26 22	9	8	11	7	11	2
		17	12	26		26		7	
			26	17		17			
			14			22			
			16						
			20						
			16						
			5						
USA	28	9	6	13		18	9		4
	13	10	13	28		12	2		
		6	28			4	4		
			12			2	23		
			26						

Face - Offs

AZ	MZ	DZ
15	-15	26
- 9	- 9	13
- 9	-15	- 9
	9	12
	13	-13
	15	12
	-12	-12
	-12	8
	15	-12
		-15

GK GoalKeeper
SSG Shot Saved by GK
SSP Shot Saved by def.Player

SPG Shot Past Goal
DZ Defence Zone
MZ Middle Zone

AZ Attack Zone
BCH BodyCHeck
SCH Stick Contact Check

BBL BodyBLock
SBL ShotBLock
BAC BAck Checking

PRE Puck REcovery
PCL Puck CLearing
LOP Loss Of Puck

PAP Play Away from Puck

Date: 94. 5. 7 **Game No: 36** **Period: 2**

USA **GK 1**

GK 30

42 20

FIN **GK 35**

GK 30

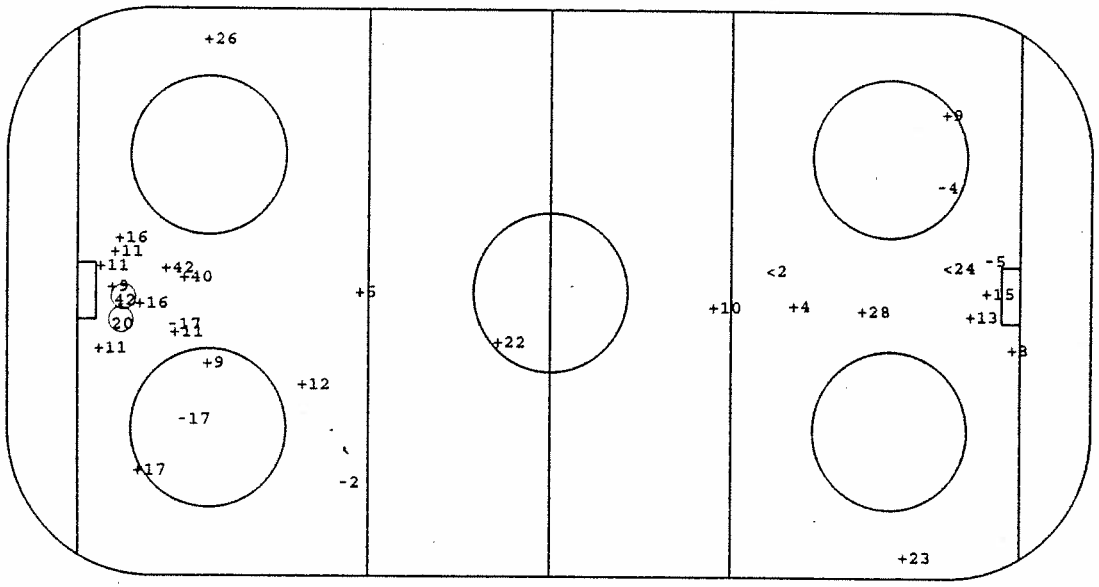

O Goal +SSG <SSP -SPG

Face - Offs

DZ	MZ	AZ
12	-13	-26
26	26	-26
15	- 9	26
- 9	15	15
26	-15	15
	-15	- 9
	9	-26
	9	- 9
	15	
	9	

Defense Activity

Team	BCH	SCH	BBL	SBL	BAC	PRE	PCL	-LOP	-PAP
USA	2					9	12	4	
						26	6	2	
						3	13	24	
							13		
							19		
							15		
FIN		24	12	24	22	22	5	11	23
		16	13	23		24	22		12
		17	5			11	7		2
		12					5		
		17					5		

Face - Offs

AZ	MZ	DZ
- 9	14	9
- 9	-11	11
-22	8	-11
14	- 8	-22
- 9	8	- 8
	14	9
	-11	11
	-11	9
	-11	
	- 8	

GK GoalKeeper
SSG Shot Saved by GK
SSP Shot Saved by def.Player
SPG Shot Past Goal
DZ Defence Zone
MZ Middle Zone
AZ Attack Zone
BCH BodyCHeck
SCH Stick Contact Check
BBL BodyBLock
SBL ShotBLock
BAC BAck Checking
PRE Puck REcovery
PCL Puck CLearing
LOP Loss Of Puck
PAP Play Away from Puck

Date: 94. 5. 7 **Game No: 36** **Period: 3**

FIN **GK 35**

GK 30

USA **GK 1**

GK 30

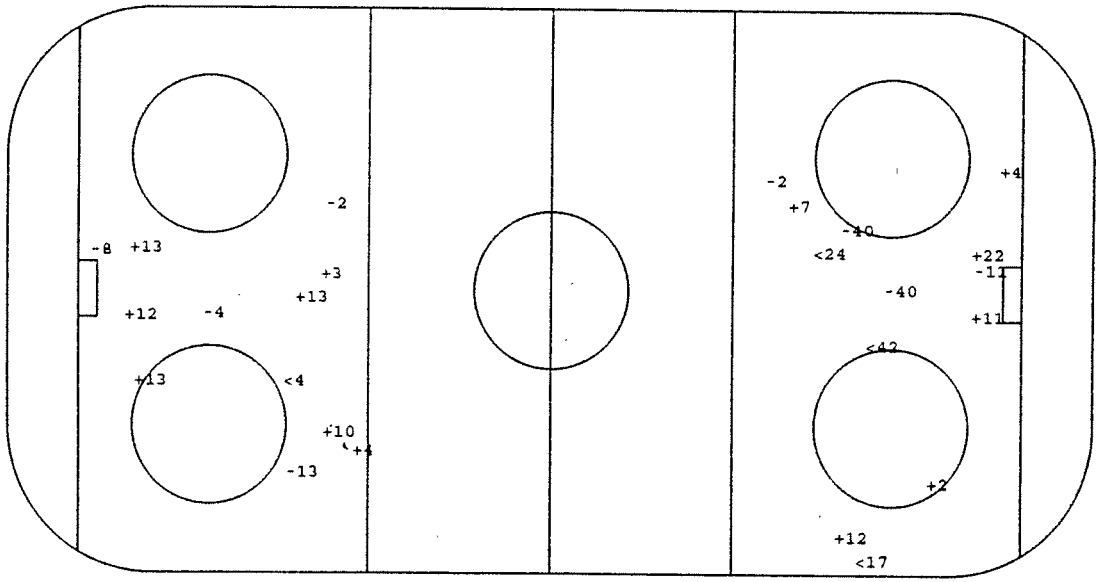

O Goal +SSG <SSP -SPG

Face - Offs

DZ	MZ	AZ
14	-14	- 9
9	8	- 9
16	14	- 8
- 8	- 9	11
42	14	- 8
-14	11	-14
8	-22	-14
14	11	-24
		- 9

Defense Activity

Team	BCH	SCH	BBL	SBL	BAC	PRE	PCL	-LOP	-PAP
FIN	13	40	26		16	4	11		2
		2	8		8	7	14		8
		8				22	24		7
		23				2			
USA		10	28	3	24	24	6	28	
			4	3		26	26	28	
			6	24		13	24		
			18			24	3		
						15	19		
							2		
							10		

Face - Offs

AZ	MZ	DZ
- 9	15	9
-26	-15	9
-13	- 9	15
9	9	-12
-15	- 9	15
15	-26	13
-15	9	8
-26	-26	9
		9

GK GoalKeeper
SSG Shot Saved by GK
SSP Shot Saved by def.Player
SPG Shot Past Goal
DZ Defence Zone
MZ Middle Zone
AZ Attack Zone
BCH BodyCHeck
SCH Stick Contact Check
BBL BodyBLock
SBL ShotBLock
BAC BAck Checking
PRE Puck REcovery
PCL Puck CLearing
LOP Loss Of Puck
PAP Play Away from Puck

Players by Team FIN

Including Game No.:36

Family & Surname	No	Po	GP	PI	G	A1	A2	PTS	S	SG%	SSG	SSP	SPG	PPG	SHG	GWG	GTG	GAP	PIM	AVG	2	5	10	GMP	DAC	BCH	SCH	BBL	BAC	SBL	PRE	PCL	LOP	PAP	POP	NEP	+/-	FO+	FO-	FO%
LEHTINEN Jere	20	RW	7	7	3	3	2	8	27	11.11	19	1	4	1	0	1	0	0	4	.57	2	0	0	0	14	2	4	1	1	2	2	3	1	0	18	4	14	0	2	0.00
PELTONEN Ville	16	LW	7	7	4	1	0	5	29	13.79	17	5	3	1	0	0	0	0	4	.57	2	0	0	0	10	0	3	4	3	0	2	0	1	1	16	3	13	2	5	28.57
TAMMI Jukka	30	GK	7	2	0	0	0	0	0	0.00	0	0	0	0	0	0	0	0	0	0.00	0	0	0	0	0	0	0	0	0	0	0	0	0	0	8	1	7	0	0	0.00
KUIVALAINEN Pasi	1	GK	7	0	0	0	0	0	0	0.00	0	0	0	0	0	0	0	0	0	0.00	0	0	0	0	0	0	0	0	0	0	0	0	0	0	0	0	0	0	0	0.00
ALATALO Mika	15	LW	7	6	1	0	0	1	6	16.67	1	1	3	0	0	0	0	0	8	1.33	4	0	0	0	1	0	0	1	0	0	1	1	0	2	3	0	3	0	0	0.00
HÄMÄLÄINEN Erik	4	RD	7	7	2	0	1	3	24	8.33	10	8	4	2	0	0	0	1	8	1.14	4	0	0	0	28	0	7	13	1	0	7	8	4	4	14	6	8	0	0	0.00
KAPANEN Sami	24	LW	7	7	4	2	0	6	27	14.81	14	5	4	0	0	1	0	0	0	0.00	0	0	0	0	18	3	5	4	1	1	4	1	0	1	13	2	11	0	3	0.00
MÄKELÄ Mikko	42	RW	7	7	5	4	0	9	22	22.73	12	4	1	1	0	1	0	0	6	.86	3	0	0	0	10	0	2	3	1	2	4	2	2	2	13	1	12	4	0	100.00
JUTILA Timo	5	RD	7	7	3	4	0	7	24	12.50	13	5	3	0	1	0	0	0	6	.86	3	0	0	0	41	8	3	14	2	4	5	11	2	4	13	2	11	1	0	100.00
MYLLYS Jarmo	35	GK	7	6	0	1	0	1	0	0.00	0	0	0	0	0	0	0	0	2	.33	1	0	0	0	0	0	0	0	0	0	0	0	0	0	38	8	30	0	0	0.00
STRÖMBERG Mika	26	RD	7	7	2	1	1	4	18	11.11	6	4	6	0	0	1	0	0	9	1.29	2	1	0	0	56	16	6	25	2	4	3	6	0	6	12	4	8	0	0	0.00
OJANEN Janne	8	CE	7	7	2	0	2	4	9	22.22	5	0	2	1	0	0	0	1	4	.57	2	0	0	0	11	1	2	2	2	2	4	0	1	1	7	1	6	40	47	45.98
LAUKKANEN Janne	12	LD	7	7	0	1	1	2	30	0.00	21	3	6	0	0	0	0	1	6	.86	3	0	0	0	42	8	6	22	0	6	3	4	3	4	9	3	6	1	1	50.00
NIEMINEN Mika	40	CE	7	7	2	2	0	4	20	10.00	11	2	5	1	0	0	0	0	2	.29	1	0	0	0	12	0	1	1	2	0	4	5	0	1	10	1	9	13	12	52.00
PALO Marko	13	RW	7	7	1	2	0	3	13	7.69	6	3	3	0	0	0	0	0	4	.57	2	0	0	0	10	1	1	3	1	0	3	1	0	0	3	1	2	2	1	66.67
HELMINEN Raimo	14	CE	7	7	1	1	4	6	7	14.29	6	0	0	1	0	0	0	0	0	0.00	0	0	0	0	15	2	3	4	1	0	5	4	3	1	14	3	11	71	44	61.74
KIPRUSOFF Marko	2	LD	7	7	2	1	0	3	24	8.33	11	5	6	1	0	0	0	0	2	.29	1	0	0	0	11	0	6	9	0	2	7	1	4	10	17	2	15	0	0	0.00
VIRTA Hannu	23	RD	7	7	1	3	1	5	19	5.26	10	3	5	0	0	0	0	0	4	.57	2	0	0	0	23	4	8	6	1	6	4	2	3	5	19	2	17	0	0	0.00
KURRI Jari	17	RW	7	7	4	5	1	10	32	12.50	14	3	11	0	0	1	0	0	2	.29	1	0	0	0	21	0	6	1	3	3	7	3	2	0	14	2	12	2	3	40.00
KOIVU Saku	11	CE	7	7	5	4	2	11	29	17.24	16	3	5	2	0	0	0	0	2	.57	2	0	0	0	7	1	2	0	1	1	4	2	4	0	18	4	14	52	52	50.00
KESKINEN Esa	9	CE	7	6	1	2	1	4	15	6.67	12	0	2	0	0	0	0	0	2	.33	1	0	0	0	9	0	3	1	2	2	1	1	1	0	10	1	9	49	61	44.55
IMMONEN Waltteri	7	LD	7	3	2	1	1	4	4	50.00	2	0	0	0	0	0	0	0	0	0.00	0	0	0	0	8	1	0	4	1	2	2	2	1	3	5	0	5	0	0	0.00
RUUTTU Christian	22	CE	7	3	2	1	1	4	8	25.00	4	1	1	0	0	1	0	0	2	.67	1	0	0	0	9	0	1	1	2	0	5	1	0	1	5	0	5	1	7	12.50

Family & Surname	No	Po	GP	PI	MIP	MPI%	SOG	GA	SVS	SVS%	GAA	GKC	SHGA	SO	AVG	2	5	10	GMP	GAP
TAMMI Jukka	30	GK	7	2	80.00	19.05	27	1	26	96.30	.75	2.77	1	1	0.00	0	0	0	0	0
KUIVALAINEN Pasi	1	GK	7	0	0.00	0.00	0	0	0	0.00	0.00	0.00	0	0	0.00	0	0	0	0	0
MYLLYS Jarmo	35	GK	7	6	340.00	80.95	133	8	125	93.98	1.41	8.48	2	3	.33	1	0	0	0	0

Players by Team USA

Including Game No.:36

Family & Surname	No	Po	GP	PI	G	A1	A2	PTS	S	SG%	SSG	SSP	SPG	PPG	SHG	GWG	GTG	GAP	PIM	AVG	2	5	10	GMP	DAC	BCH	SCH	BBL	BAC	SBL	PRE	PCL	LOP	PAP	POP	NEP	+/-	FO+	FO-	FO%
HEBERT Guy	1	GK	7	6	0	0	0	0	0	0.00	0	0	0	0	0	0	0	0	0	0.00	0	0	0	0	0	0	0	0	0	0	0	0	0	0	21	18	3	0	0	0.00
KUNTAR Les	30	GK	7	3	0	0	0	0	0	0.00	0	0	0	0	0	0	0	0	0	0.00	0	0	0	0	-2	0	0	0	0	0	0	0	1	1	1	10	-9	0	0	0.00
LITTMAN David	29	GK	7	0	0	0	0	0	0	0.00	0	0	0	0	0	0	0	0	0	0.00	0	0	0	0	0	0	0	0	0	0	0	0	0	0	0	0	0	0	0	0.00
BEERS Bob	3	RD	7	7	2	0	0	2	28	7.14	12	7	7	2	0	1	0	0	2	.29	1	0	0	0	34	4	6	14	1	12	8	5	1	15	11	14	-3	0	0	0.00
CHAMBERS Shawn	4	LD	7	7	0	1	2	3	24	0.00	9	7	8	0	0	0	0	0	4	.57	2	0	0	0	44	8	6	18	2	8	7	10	5	10	10	12	-2	0	0	0.00
HILL Sean	28	RD	7	7	0	0	2	2	16	0.00	8	6	2	0	0	0	0	0	4	.57	2	0	0	0	45	8	6	16	0	11	6	8	6	4	4	4	0	0	0	0.00
MCSWEEN Don	24	RD	7	7	0	1	0	1	9	0.00	6	1	2	0	0	0	0	0	0	0.00	0	0	0	0	23	3	2	10	1	4	7	3	2	5	7	7	0	0	0	0.00
NEATON Pat	6	LD	7	7	2	0	0	2	19	10.53	10	3	4	0	0	0	0	0	10	1.43	5	0	0	0	35	10	8	19	1	1	1	5	4	6	5	8	-3	0	0	0.00
RICHTER Barry	5	LD	7	7	0	0	0	0	9	0.00	6	0	3	0	0	0	0	0	6	.86	3	0	0	0	15	3	3	11	1	1	2	0	2	4	1	0	1	0	0	0.00
WOLANIN Craig	2	LD	7	7	2	0	0	2	23	8.70	9	8	4	1	0	0	0	0	0	0.00	0	0	0	0	24	6	7	20	0	4	3	10	14	12	6	11	-5	0	0	0.00
BOURQUE Phil	18	RW	7	7	0	1	0	1	10	0.00	5	3	2	0	0	0	0	0	6	.86	3	0	0	0	18	3	0	9	1	3	3	4	3	2	2	4	-2	1	0	100.00
CIAVAGLIA Peter	26	CE	7	6	1	0	0	1	6	16.67	2	2	1	0	0	0	0	0	2	.33	1	0	0	0	8	0	0	2	0	2	2	2	0	0	2	6	-4	42	29	59.15
COLE Danton	17	CE	7	5	1	1	0	2	10	10.00	8	1	0	0	0	0	0	0	2	.40	1	0	0	0	13	2	1	4	0	4	0	2	0	0	6	4	2	38	34	52.78
LAZARO Jeff	8	LW	7	7	0	0	0	0	11	0.00	8	2	1	0	0	0	0	0	10	1.43	5	0	0	0	13	1	2	5	0	2	3	3	1	2	1	3	-2	2	1	66.67
LILLEY John	19	RW	7	7	1	0	0	1	5	20.00	4	0	0	0	0	0	0	4	29	4.14	7	1	1	0	8	0	2	5	0	1	0	3	0	3	3	3	0	3	3	50.00
LINDSAY Bill	21	LW	7	5	3	1	0	4	13	23.08	6	3	1	1	0	1	0	1	2	.40	1	0	0	0	4	0	0	2	0	0	2	1	0	1	7	4	3	2	1	66.67
PODEIN Shjon	13	LW	7	7	3	1	0	4	17	17.65	11	0	3	0	0	0	0	1	14	2.00	7	0	0	0	22	3	2	5	0	5	2	7	0	2	9	7	2	14	16	46.67
SACCO Joe	10	RW	7	7	0	1	0	1	14	0.00	10	2	2	0	0	0	0	2	12	1.71	6	0	0	0	8	1	2	3	0	0	3	2	2	1	2	11	-9	0	1	0.00
SWEENEY Tim	12	LW	7	7	3	2	0	5	17	17.65	9	2	3	1	0	1	0	0	0	0.00	0	0	0	0	6	0	3	3	0	1	2	3	2	4	7	14	-7	30	43	41.10
WEIGHT Doug	9	CE	7	7	0	4	0	4	13	0.00	11	1	1	0	0	0	0	2	16	2.29	8	0	0	0	14	1	2	7	0	2	3	2	2	1	6	5	1	61	57	51.69
YOUNG Scott	23	RW	7	7	3	1	0	4	36	8.33	20	5	8	1	0	1	0	0	2	.29	1	0	0	0	17	1	2	6	0	4	4	3	2	1	10	4	6	7	3	70.00
JANNEY Craig	15	CE	7	6	1	3	2	6	6	16.67	3	1	1	1	0	0	0	0	0	0.00	0	0	0	0	6	1	1	1	0	0	2	2	1	0	8	9	-1	64	46	58.18
CHELIOS Christos	7	RD	7	0	0	0	0	0	0	0.00	0	0	0	0	0	0	0	0	0	0.00	0	0	0	0	0	0	0	0	0	0	0	0	0	0	0	0	0	0	0	0.00

Family & Surname	No	Po	GP	PI	MIP	MPI%	SOG	GA	SVS	SVS%	GAA	GKC	SHGA	SO	AVG	2	5	10	GMP	GAP
HEBERT Guy	1	GK	7	6	300.00	71.43	194	18	176	90.72	3.60	33.40	5	0	0.00	0	0	0	0	0
KUNTAR Les	30	GK	7	3	120.00	28.57	72	10	62	86.11	5.00	69.45	2	0	0.00	0	0	0	0	0
LITTMAN David	29	GK	7	0	0.00	0.00	0	0	0	0.00	0.00	0.00	0	0	0.00	0	0	0	0	0

C.O.N.I.

ICE HOCKEY WORLD CHAMPIONSHIP / POOL - A / BOLZANO/BOZEN - VAL DI FASSA - MILANO / ITALIA - 25 04. - 08.05.1994

Date: 7. 5.94 Start:20:00 End:22:10 Place:Milano Game Nr.: 37 Page 1 of 1

Team A: SWE

Family & Given Name	Nr	Pos	P	G	Time	S	A1	A2	GS	Positive Part A							Negative Part B						
NORDSTRÖM Roger	30	*GK	Y																				
SALO Tommy	35	GK	N																				
SJÖDIN Tommy	2	RD	Y																				
ANDERSSON Peter	3	LD	Y																				
LIDSTRÖM Nicklas	4	LD	Y																				
SVENSSON Magnus	8	*LD	Y																				
HANSSON Roger	11	LW	Y																				
DACKELL Andreas	12	RW	Y																				
SUNDIN Mats	13	*RW	Y																				
STILLMAN Fredrik A	14	LD	Y																				
ÖRNSKOG Stefan	15	CE	Y																				
CARNBÄCK Patrik	16	LW	Y																				
[illegible]ON Jan	17	*CE	Y																				
[illegible]QVIST Jonas A	18	LW	Y																				
JÖNSSON Kenny	19	RD	Y																				
JÖNSSON Jörgen	20	CE	Y																				
BERGLUND Charles C	22	CE	Y																				
ANDERSSON Mikael	23	RW	Y																				
JOHANSSON Mikael	26	CE	Y																				
FORSLUND Tomas	27	*LW	Y																				
JOHANSSON Roger	34	*RD	Y																				

Time	Nr	Min	Offence	Start	End
2.39	20	2	ROUGH	2.39	4.39
21.22	2	2	SLASH	21.22	23.08
59.59	13	2	ROUGH	59.59	60.00

Coach:LUNDMARK Curt Coach:MARTS Pär Manager:ENGLUND Christer

Team B: CAN

Family & Given Name	Nr	Pos	P	G	Time	S	A1	A2	GS	Positive Part B						Negative Part A					
RANFORD Bill	30	*GK	Y	1	5.51	20	23	17	EQ	30	20	23	17	2	25	30	26	16	12	8	4
FISET Stephane	31	GK	N	2	23.08	20	23	18	PP	30	20	23	18	17	33	30	15	4	23	3	
DOLLAS Bobby	2	LD	Y	3	30.27	8	7	27	EQ	30	8	7	27	22	4	30	8	2	26	12	16
BERGEVIN Marc	3	LD	Y	4	45.47	27	14		EQ	30	27	14	4	2	25	30	4	3	26	16	12
BLAKE Rob	4	*LD	Y	5	47.30	20	23		EQ	30	20	23	33	3	17	30	14	2	11	18	22
ARNOTT Jason	7	CE	Y	6	50.33	17	23	20	EQ	30	17	23	20	3	33	30	14	3	18	11	22
SANDERSON Geoff	8	CE	Y																		
CORSON Shayne	9	*RW	Y																		
RICCI Mike	10	*CE	Y																		
BUCHBERGER Kelly	11	RW	Y																		
SHANAHAN Brendan A	14	LW	Y																		
VERBEEK Pat	16	RW	Y																		
[illegible]D'AMOUR Rod A	17	CE	Y																		
[illegible]SON Nelson	18	*CE	Y																		
SAKIC Joe	19	CE	Y																		
ROBITAILLE Luc C	20	LW	Y																		
RICHARDSON Luke	22	*LD	Y																		
THOMAS Steve	23	RW	Y																		
SYDOR Darryl	25	LD	Y																		
KARIYA Paul	27	LW	Y																		
DUCHESNE Steve	28	RD	Y																		
RACINE Yves	33	LD	Y																		

Time	Nr	Min	Offence	Start	End
2.39	4	2	ROUGH	2.39	4.39
12.55	10	2	HOOK	12.55	14.55
13.48	4	2	CROSS	13.48	15.48
56.37	33	2	ROUGH	56.37	58.37
59.59	7	2	ROUGH	59.59	60.00

Coach:KINGSTON George Coach:RENNEY Tom Manager:SATHER Glen

Game Summary

P	GF:GA	SSG	SSP	SPG	SOG	S	PIM	TPP	PPG	SHG	PO+	DAC
1	0:1	7:7	5:1	5:4	7:8	17:13	2:6	2.53:0.00	0:0	0:0	7:10	15:23
2	0:2	11:12	8:4	3:6	11:14	22:24	2:0	0.00:1.46	0:1	0:0	9:13	11:22
3	0:3	7:4	2:1	6:1	7:7	15:9	2:4	2.00:0.00	0:0	0:0	8:7	7:18
SU	0:6	25:23	15:6	14:11	25:29	54:46	6:10	4.53:1.46	0:1	0:0	24:30	33:63

Goalkeepers Record

Time	GKA	GKB	ENG	A	MIP	B	MIP
0.00	30	30		30	60.00	30	60.00
				35	0.00	31	0.00

Referee	Linesman	Linesman	Goaljudge	Goaljudge	Game-TKP	Pen-TKP	Off.Scorer	Spect.
Danko/SVK	Rautavuori/FI	Burt/USA	Guichardaz/IT	Scanacapra/IT	Belle Donne/I	Bolsi/ITA	Dell'Orto	7700

Gestetner

Date: 94. 5. 7 **Game No: 37** **Period: 1**

CAN **GK 30**

GK 31

SWE **GK 30**

GK 35

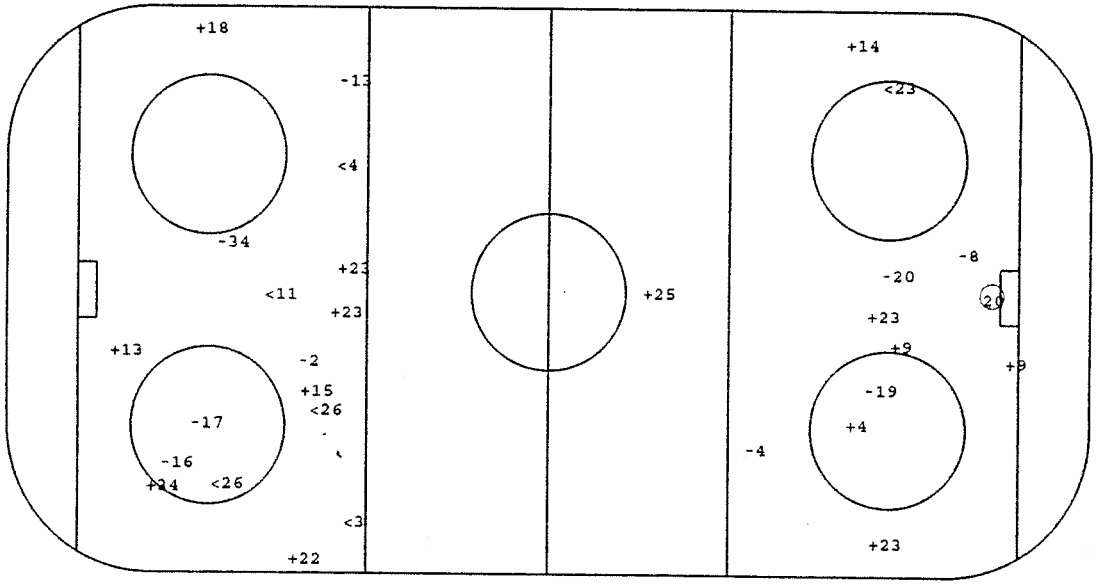

O Goal +SSG <SSP -SPG

Face - Offs

DZ	MZ	AZ
19	10	7
19	-18	
-17	14	
17	-20	
- 7	10	
-17	10	
17	19	
	- 9	
	-10	

Defense Activity

Team	BCH	SCH	BBL	SBL	BAC	PRE	PCL	-LOP	-PAP
CAN	2	2	25 18	4		22	10		
	4	33	18			19	27		
			3			10	33		
			2				2		
			17				11		
			3				14		
			2						
			9						
SWE	2	20	17	14	4	16		4	8
		4	2	2	12	4		2	8
		2	22			34			14
		4	34			14			
			8			22			
			14						

Face - Offs

AZ	MZ	DZ
-26	-17	-22
-17	18	
26	-17	
-20	26	
22	-15	
26	-17	
-17	-22	
	15	
	15	

GK GoalKeeper
SSG Shot Saved by GK
SSP Shot Saved by def.Player
SPG Shot Past Goal
DZ Defence Zone
MZ Middle Zone
AZ Attack Zone
BCH BodyCHeck
SCH Stick Contact Check
BBL BodyBLock
SBL ShotBLock
BAC BAck Checking
PRE Puck REcovery
PCL Puck CLearing
LOP Loss Of Puck
PAP Play Away from Puck

Date: 94. 5. 7 **Game No: 37** **Period: 2**

SWE GK 30

8

20

GK 35

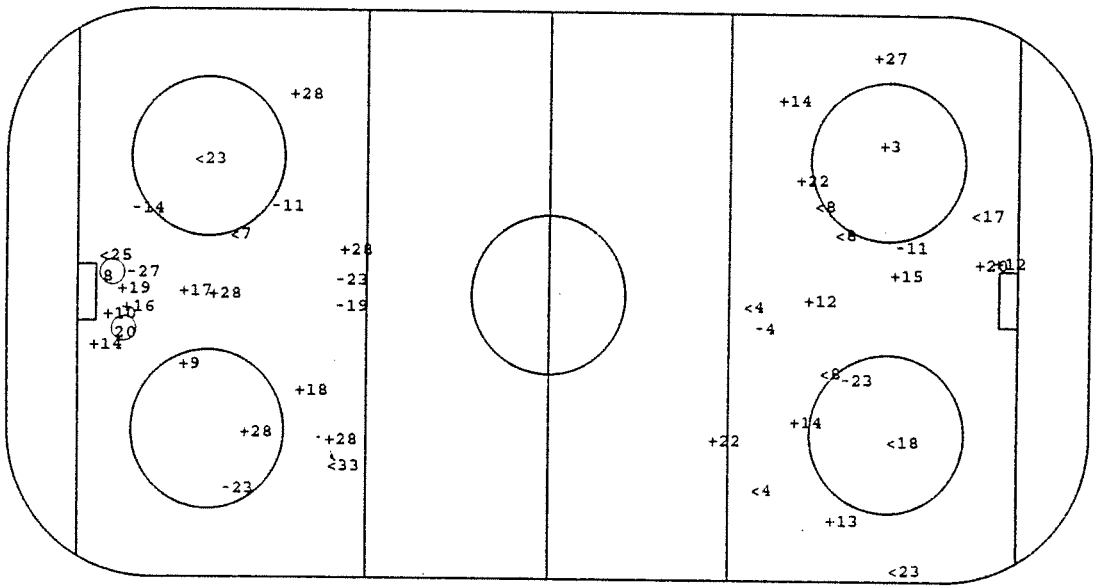

CAN GK 30

GK 31

O Goal +SSG <SSP -SPG

Face - Offs

DZ	MZ	AZ
-26	17	-13
-23	22	26
15	-26	26
15	-15	-22
-22	-17	-15
-17		
17		
17		
-26		
-22		
-17		
26		

Defense Activity

Team	BCH	SCH	BBL	SBL	BAC	PRE	PCL	-LOP	-PAP
SWE		34	17	34	2	15	3	15	4
		23	22	14		23		11	26
		18	15	14		27			22
		2	34						12
			17						2
			22						
CAN	3	33	9	2	23	10	4		
	11			28		2	19		
	22			3			9		
	22			25			20		
	33			10			27		
							2		
							17		

Face - Offs

AZ	MZ	DZ
14	-19	10
17	-19	-14
-17	9	- 7
-19	19	17
17	10	7
10		
- 7		
-14		
14		
17		
10		
-10		

GK GoalKeeper
SSG Shot Saved by GK
SSP Shot Saved by def.Player
SPG Shot Past Goal
DZ Defence Zone
MZ Middle Zone
AZ Attack Zone
BCH BodyCHeck
SCH Stick Contact Check
BBL BodyBLock
SBL ShotBLock
BAC BAck Checking
PRE Puck REcovery
PCL Puck CLearing
LOP Loss Of Puck
PAP Play Away from Puck

CEHOCKEY WORLD CHAMPIONSHIP / POOL - A / BOLZANO/BOZEN - VAL DI FASSA - MILANO / ITALIA - 25.04. - 08.05.1994

C.O.N.I.

Date: 94. 5. 7 **Game No: 37** **Period: 3**

CAN **GK 30**

GK 31

SWE **GK 30**

17

27 20

GK 35

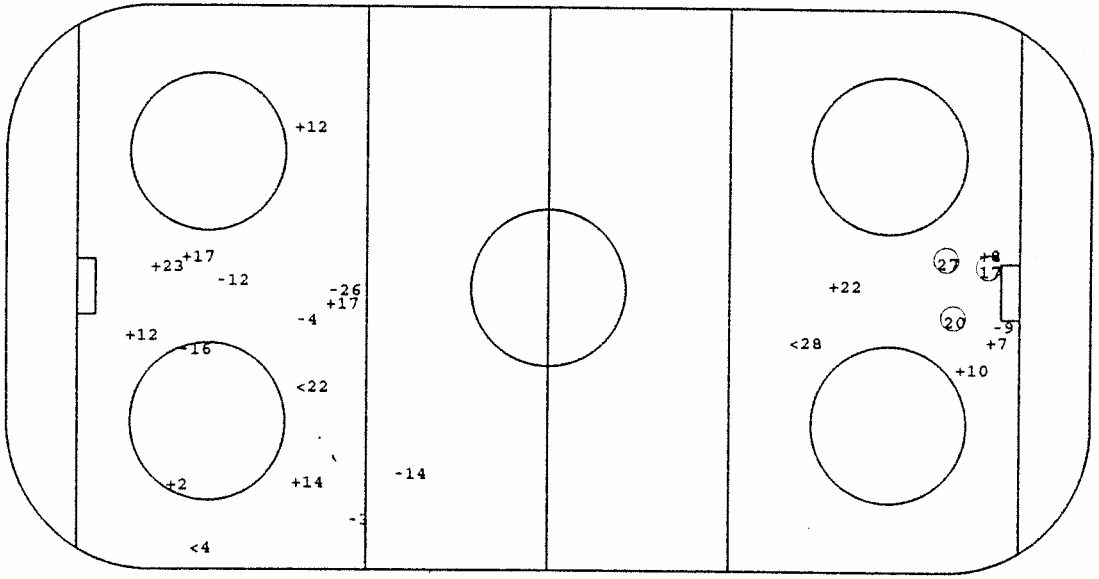

○Goal +SSG <SSP -SPG

Face - Offs

DZ	MZ	AZ
-19	10	- 7
-17	-19	- 7
19	10	
10	- 7	
	-17	
	-10	
	10	
	9	
	9	

Defense Activity

Team	BCH	SCH	BBL	SBL	BAC	PRE	PCL	-LOP	-PAP
CAN			16	28		27	27 22		
			2	9		8	4 2		
			7	25			33		
							28		
							7		
							16		
							22		
							10		
SWE		2	8	18		4			3
		14	22			3			4
		4	17						34
		11	8						14
			15						3
			23						17
			3						14

Face - Offs

AZ	MZ	DZ
15	-17	15
22	15	17
-15	-17	
-26	15	
	17	
	17	
	-26	
	-17	
	-17	

GK GoalKeeper
SSG Shot Saved by GK
SSP Shot Saved by def.Player

SPG Shot Past Goal
DZ Defence Zone
MZ Middle Zone

AZ Attack Zone
BCH BodyCHeck
SCH Stick Contact Check

BBL BodyBLock
SBL ShotBLock
BAC BAck Checking

PRE Puck REcovery
PCL Puck CLearing
LOP Loss Of Puck

PAP Play Away from Puck

Players by Team SWE

Including Game No.:37

Family & Surname	No	Po	GP	PI	G	A1	A2	PTS	S	SG%	SSG	SSP	SPG	PPG	SHG	GWG	GTG	GAP	PIM	AVG	2	5	10	GMP	DAC	BCH	SCH	BBL	BAC	SBL	PRE	PCL	LOP	PAP	POP	NEP	+/-	FO+	FO-	FO%
ANDERSSON Mikael	23	RW	7	7	2	0	0	2	31	6.45	21	6	2	0	1	1	0	0	0	0.00	0	0	0	0	13	0	4	4	1	0	4	0	0	0	6	3	3	1	4	20.00
ANDERSSON Peter	3	LD	7	7	0	1	0	1	22	0.00	14	5	3	0	0	0	0	0	4	.57	2	0	0	0	10	0	4	8	0	5	2	2	3	8	9	6	3	0	0	0.00
BERGLUND Charles	22	CE	7	7	2	2	1	5	17	11.76	10	1	4	0	0	0	0	0	2	.29	1	0	0	0	15	3	1	9	1	1	3	2	3	2	8	7	1	52	47	52.53
BERGQVIST Jonas	18	LW	7	7	2	2	2	6	28	7.14	18	4	4	0	1	0	0	0	2	.29	1	0	0	0	7	0	1	2	0	3	0	2	0	1	9	5	4	3	4	42.86
CARNBÄCK Patrik	16	LW	7	7	1	0	0	1	12	8.33	5	3	3	1	0	0	0	0	8	1.14	4	0	0	0	10	2	1	2	0	0	7	2	3	1	3	8	-5	3	0	100.00
HANSSON Roger	11	LW	7	7	3	3	0	6	29	10.34	15	7	4	0	0	2	0	1	4	.57	2	0	0	0	4	0	3	2	1	1	1	0	1	3	10	7	3	0	0	0.00
HEDBERG Johan	1	GK	7	0	0	0	0	0	0	0.00	0	0	0	0	0	0	0	0	0	0.00	0	0	0	0	0	0	0	0	0	0	0	0	0	0	0	0	0	0	0	0.00
JOHANSSON Mikael	26	CE	7	7	1	0	0	1	19	5.26	10	2	6	1	0	0	0	0	0	0.00	0	0	0	0	11	0	3	2	0	1	4	3	0	2	9	7	2	50	70	41.67
JOHANSSON Roger	34	RD	7	7	0	2	0	2	23	0.00	12	3	8	0	0	0	0	0	4	.57	2	0	0	0	21	3	4	10	0	8	2	2	3	5	12	5	7	0	0	0.00
JUHLIN Patrik	5	RW	7	1	0	0	0	0	0	0.00	0	0	0	0	0	0	0	0	0	0.00	0	0	0	0	0	0	0	0	0	0	0	0	0	0	1	0	1	0	0	0.00
JÖNSSON Kenny	19	RD	7	7	0	1	0	1	14	0.00	6	6	2	0	0	0	0	0	6	.86	3	0	0	0	9	2	1	4	0	1	5	2	1	5	6	3	3	0	0	0.00
LARSSON Jan	17	CE	7	7	0	0	2	2	17	0.00	14	1	2	0	0	0	0	0	14	2.00	2	0	1	0	17	0	4	11	0	2	3	1	2	2	7	3	4	52	59	46.85
NORDSTRÖM Roger	30	GK	7	5	0	0	0	0	0	0.00	0	0	0	0	0	0	0	0	0	0.00	0	0	0	0	0	0	0	0	0	0	0	0	0	0	23	11	12	0	0	0.00
SALO Tommy	35	GK	7	2	0	0	0	0	0	0.00	0	0	0	0	0	0	0	0	0	0.00	0	0	0	0	0	0	0	0	0	0	0	0	0	0	6	8	-2	0	0	0.00
SJÖDIN Tommy	2	RD	7	7	0	0	0	0	25	0.00	13	6	6	0	0	0	0	1	6	.86	3	0	0	0	37	3	5	17	1	8	4	7	1	7	9	6	3	0	0	0.00
STILLMAN Fredrik	14	LD	7	7	1	1	0	2	22	4.55	11	4	6	0	0	0	0	0	0	0.00	0	0	0	0	33	0	9	11	0	12	5	5	3	6	8	5	3	1	0	100.00
SUNDIN Mats	13	RW	7	7	5	4	0	9	32	15.63	18	5	4	1	0	0	0	0	4	.57	2	0	0	0	8	0	1	4	0	0	1	3	1	0	11	4	7	9	7	56.25
SVENSSON Magnus	8	LD	7	7	4	1	0	5	34	11.76	15	10	5	3	0	0	0	0	8	1.14	4	0	0	0	27	4	5	21	1	1	5	1	2	9	11	8	3	0	0	0.00
ÖRNSKOG Stefan	15	CE	7	7	1	2	0	3	11	9.09	7	2	1	0	0	0	0	0	2	.29	1	0	0	0	8	1	2	3	1	0	5	1	1	4	6	4	2	35	29	54.69
DACKELL Andreas	12	RW	7	6	2	2	0	4	14	14.29	9	1	2	0	0	0	0	0	25	4.17	0	1	0	1	6	0	1	4	1	0	1	1	0	2	8	4	4	0	1	0.00
JÖNSSON Jörgen	20	CE	7	6	3	0	1	4	13	23.08	6	2	2	0	0	0	0	0	4	.67	2	0	0	0	6	0	3	3	1	0	0	0	0	1	4	2	2	2	2	50.00
FORSLUND Tomas	27	LW	7	4	2	2	0	4	7	28.57	4	0	1	0	0	1	0	0	4	1.00	2	0	0	0	3	0	0	0	0	0	2	1	0	0	4	1	3	0	0	0.00
LIDSTRÖM Nicklas	4	LD	7	3	0	0	0	0	9	0.00	0	6	3	0	0	0	0	0	0	0.00	0	0	0	0	16	0	4	6	1	1	8	1	2	3	2	5	-3	0	0	0.00

Family & Surname	No	Po	GP	PI	MIP	MPI%	SOG	GA	SVS	SVS%	GAA	GKC	SHGA	SO	AVG	2	5	10	GMP	GAP
HEDBERG Johan	1	GK	7	0	0.00	0.00	0	0	0	0.00	0.00	0.00	0	0	0.00	0	0	0	0	0
NORDSTRÖM Roger	30	GK	7	5	300.00	71.43	91	11	80	87.91	2.20	26.59	2	1	0.00	0	0	0	0	0
SALO Tommy	35	GK	7	2	120.00	28.57	56	8	48	85.71	4.00	57.16	0	0	0.00	0	0	0	0	0

Players by Team CAN

Including Game No.:37

Family & Surname	No	Po	GP	PI	G	A1	A2	PTS	S	SG%	SSG	SSP	SPG	PPG	SHG	GWG	GTG	GAP	PIM	AVG	2	5	10	GMP	DAC	BCH	SCH	BBL	BAC	SBL	PRE	PCL	LOP	PAP	POP	NEP	+/-	FO+	FO-	FO%
SAKIC Joe	19	CE	7	7	4	2	1	7	24	16.67	12	3	5	2	0	1	0	0	0	0.00	0	0	0	0	16	1	1	2	1	0	6	5	0	0	9	3	6	44	33	57.14
SYDOR Darryl	25	LD	7	7	0	1	0	1	25	0.00	18	4	3	0	0	0	0	0	4	.57	2	0	0	0	28	2	7	9	0	2	5	6	1	2	12	3	9	0	0	0.00
SANDERSON Geoff	8	CE	7	7	4	1	1	6	28	14.29	15	3	6	0	0	1	0	0	6	.86	3	0	0	0	16	3	2	2	5	0	8	1	2	3	8	2	6	2	2	50.00
ROBITAILLE Luc	20	LW	7	7	3	2	1	6	27	11.11	14	0	10	1	0	1	0	0	2	.29	1	0	0	0	18	2	4	2	3	0	4	4	0	1	8	2	6	0	2	0.00
RICHARDSON Luke	22	LD	7	7	0	0	1	1	13	0.00	5	4	4	0	0	0	0	0	4	.57	2	0	0	0	42	14	4	14	0	3	4	6	2	1	8	2	6	0	0	0.00
RICCI Mike	10	CE	7	7	2	1	0	3	12	16.67	8	1	1	0	0	0	0	0	8	1.14	4	0	0	0	21	2	2	4	0	3	5	6	0	1	6	2	4	71	35	66.98
RANFORD Bill	30	GK	7	5	0	0	0	0	0	0.00	0	0	0	0	0	0	0	0	0	0.00	0	0	0	0	0	0	0	0	0	0	0	0	0	0	19	6	13	0	0	0.00
RACINE Yves	33	LD	7	7	1	2	0	3	20	5.00	7	9	3	1	0	0	0	0	8	1.14	4	0	0	0	28	6	8	9	0	0	6	6	3	4	11	2	9	0	0	0.00
KARIYA Paul	27	LW	7	7	5	5	2	12	17	29.41	4	1	7	1	0	0	0	0	2	.29	1	0	0	0	14	0	0	2	3	0	5	6	2	0	14	2	12	0	0	0.00
FISET Stephane	31	GK	7	2	0	0	0	0	0	0.00	0	0	0	0	0	0	0	0	0	0.00	0	0	0	0	2	0	1	0	0	0	0	1	0	0	14	3	11	0	0	0.00
EMERSON Nelson	18	CE	7	7	2	1	1	4	13	15.38	6	1	4	1	0	1	0	0	2	.29	1	0	0	0	14	1	1	2	7	1	4	0	2	0	5	2	3	2	4	33.33
DOLLAS Bobby	2	LD	7	7	0	0	1	1	15	0.00	9	2	4	0	0	0	0	0	4	.57	2	0	0	0	30	3	5	9	0	5	3	6	0	1	12	1	11	0	0	0.00
CORSON Shayne	9	RW	7	6	3	0	0	3	14	21.43	10	0	1	0	0	2	0	0	4	.67	2	0	0	0	19	1	2	6	1	2	6	2	1	0	4	1	3	15	13	53.57
BUCHBERGER Kelly	11	RW	7	7	0	0	0	0	12	0.00	5	1	6	0	0	0	0	1	6	.86	3	0	0	0	22	4	0	5	3	1	2	7	0	0	5	2	3	4	0	100.00
BRIND'AMOUR Rod	17	CE	7	7	3	0	2	5	16	18.75	10	2	1	1	0	0	0	0	2	.29	1	0	0	0	35	2	6	6	7	2	11	4	3	0	10	2	8	55	45	55.00
BLAKE Rob	4	LD	7	7	0	1	1	2	30	0.00	14	11	5	0	0	0	0	1	6	.86	3	0	0	0	31	10	2	10	0	3	4	6	3	1	7	3	4	1	0	100.00
BERGEVIN Marc	3	LD	7	7	0	0	0	0	13	0.00	6	4	3	0	0	0	0	1	2	.29	1	0	0	0	24	7	3	8	0	1	6	3	1	3	8	1	7	0	0	0.00
ARNOTT Jason	7	CE	7	7	0	4	2	6	26	0.00	15	7	4	0	0	0	0	0	10	1.43	5	0	0	0	30	9	3	5	6	1	6	1	1	0	13	2	11	55	46	54.46
VERBEEK Pat	16	RW	7	7	1	1	0	2	15	6.67	10	0	4	0	0	0	0	0	2	.29	1	0	0	0	22	2	2	3	3	0	10	2	0	0	6	3	3	0	0	0.00
SHANAHAN Brendan	14	LW	7	5	4	3	0	7	27	14.81	15	5	3	1	0	1	0	0	6	1.20	3	0	0	0	9	1	1	1	2	1	3	2	1	1	9	3	6	12	8	60.00
DUCHESNE Steve	28	RD	7	5	0	0	1	1	25	0.00	13	6	6	0	0	0	0	0	0	0.00	0	0	0	0	22	5	1	5	0	3	5	6	2	1	4	3	1	0	0	0.00
THOMAS Steve	23	RW	7	5	1	5	0	6	25	4.00	12	4	8	0	0	0	0	0	0	0.00	0	0	0	0	11	2	0	3	4	1	3	0	2	0	6	1	5	0	0	0.00

Family & Surname	No	Po	GP	PI	MIP	MPI%	SOG	GA	SVS	SVS%	GAA	GKC	SHGA	SO	AVG	2	5	10	GMP	GAP
RANFORD Bill	30	GK	7	5	300.00	71.43	128	6	122	95.31	1.20	5.62	3	1	0.00	0	0	0	0	0
FISET Stephane	31	GK	7	2	120.00	28.57	48	3	45	93.75	1.50	9.37	0	0	0.00	0	0	0	0	0

Gestetner

C.O.N.I.

ICEHOCKEY WORLD CHAMPIONSHIP / POOL - A / BOLZANO/BOZEN - VAL DI FASSA - MILANO / ITALIA - 25 04. - 08.05.1994

Date: 8. 5.94 Start:16:00 End:18:18 Place:Milano Game Nr.: 38 7:2 Page 1 of 1

Team A: **SWE**

Family & Given Name	Nr	Pos	P	G	Time	S	A1	A2	GS	Positive Part A						Negative Part B						PENALTIES Time	Nr	Min	Offence	Start	End
NORDSTRÖM Roger	30	GK	N	1	7.12	8	20		PP	35	8	20	34	23	15	30	13	3	23	24		18.40	3	2	INTERF	18.40	20.14
SALO Tommy	35	*GK	Y	2	24.22	8	26		PP	35	8	26	34	13	18	29	8	26	3	4		33.27	4	2	HOOK	33.27	35.27
SJÖDIN Tommy	2	RD	Y	3	33.04	4	13		PP	35	4	13	3	18	26	29	13	23	4	28		36.29	18	2	SLASH	36.29	38.29
ANDERSSON Peter	3	LD	Y	4	40.30	8	13	26	EQ	35	8	13	26	16	34	29	13	23	9	6	28						
LIDSTRÖM Nicklas	4	LD	Y	5	53.21	8	13		PP	35	8	13	18	26	34	29	10	12	2	24							
SVENSSON Magnus	8	*LD	Y	6	55.48	18	13	34	EQ	35	18	13	34	8	26	29	13	23	2	24	6						
HANSSON Roger	11	LW	Y	7	58.14	26	13	18	EQ	35	26	13	18	8	34	29	12	13	8	2	4						
DACKELL Andreas	12	RW	Y																								
SUNDIN Mats	13	*RW	Y																								
STILLMAN Fredrik A	14	LD	Y																								
ÖRNSKOG Stefan	15	CE	Y																								
CARNBÄCK Patrik	16	LW	Y																								
L[illegible]SON Jan	17	*CE	Y																								
[illegible]QVIST Jonas A	18	LW	Y																								
J[illegible]SON Kenny	19	RD	N																								
JÖNSSON Jörgen	20	CE	Y																								
BERGLUND Charles C	22	CE	Y																								
ANDERSSON Mikael	23	RW	Y																								
JOHANSSON Mikael	26	CE	Y																								
FORSLUND Tomas	27	*LW	Y																								
JOHANSSON Roger	34	*RD	Y																								

Coach:LUNDMARK Curt Coach:MARTS Pär Manager:ENGLUND Christer

Team B: **USA**

Family & Given Name	Nr	Pos	P	G	Time	S	A1	A2	GS	Positive Part B						Negative Part A						PENALTIES Time	Nr	Min	Offence	Start	End
KUNTAR Les	30	*GK	Y	1	20.14	15			PP	29	15	12	23	3	4	35	4	34	17	27		5.19	2	2	SLASH	5.19	7.12
LITTMAN David	29	GK	Y	2	48.29	24	2		EQ	29	24	2	10	26	9	35	2	14	27	22	18	24.17	10	2	CROSS	24.17	24.22
HEBERT Guy	1	LW	N																			32.42	2	2	BOARD	32.42	33.04
WOLANIN Craig C	2	LD	Y																			34.47	23	2	ROUGH	34.47	36.47
BEERS Bob	3	RD	Y																			52.40	3	2	CROSS	52.40	53.21
CHAMBERS Shawn	4	LD	Y																			53.41	6	2	HOOK	53.41	55.41
RICHTER Barry	5	LD	N																			59.32	28	2	ROUGH	59.32	60.00
NEATON Pat	6	*LD	Y																								
CHELIOS Christos	7	RD	N																								
LAZARO Jeff	8	LW	Y																								
WEIGHT Doug A	9	*CE	Y																								
SACCO Joe	10	*RW	Y																								
S[illegible]NEY Tim	12	*LW	Y																								
[illegible]N Shjon	13	LW	Y																								
JARNEY Craig	15	CE	Y																								
COLE Danton	17	CE	N																								
BOURQUE Phil	18	RW	Y																								
LILLEY John	19	RW	Y																								
YOUNG Scott A	23	RW	Y																								
MCSWEEN Don	24	RD	Y																								
CIAVAGLIA Peter	26	CE	Y																								
HILL Sean	28	*RD	Y																								

Coach:WILSON Ron Coach:ARMY Tim Manager:NANNE Lou

Game Summary

P	GF:GA	SSG	SSP	SPG	SOG	S	PIM	TPP	PPG	SHG	PO+	DAC
1	1:0	15:4	6:2	6:1	16:4	28:7	2:2	1.53:1.20	1:0	0:0	11:10	17:26
2	2:1	10:2	3:2	6:7	12:3	21:12	4:6	1.29:3.16	2:1	0:0	16:4	17:18
3	4:1	11:5	4:1	6:1	15:6	25:8	0:6	3.09:0.00	1:0	0:0	10:9	17:17
SU	7:2	36:11	13:5	18:9	43:13	74:27	6:14	6.31:4.36	4:1	0:0	37:23	51:61

Goalkeepers Record

Time	GKA	GKB	ENG	A	MIP	B	MIP
0.00	35	30		35	60.00	30	14.38
14.38		29		30	0.00	29	45.22

Referee	Linesman	Linesman	Goaljudge	Goaljudge	Game-TKP	Pen-TKP	Off.Scorer	Spect.
Rejthar/CZE	Trainer/GER	McTague/CAN	Guichardaz/IT	Spinella/ITA	D'Amato/ITA	Gattusi/ITA	Dell'Orto/ITA	8000

Gastatner

Date: 94. 5. 8 **Game No: 38** **Period: 1**

SWE **GK 35**

GK 30

USA **GK 30**

GK 1

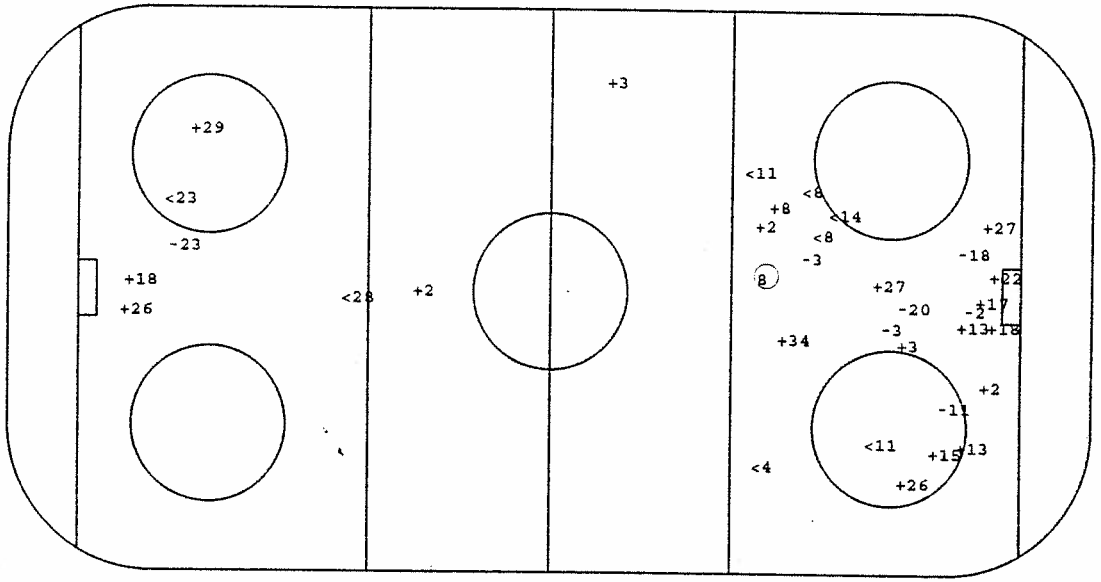

○ Goal +SSG <SSP -SPG

Face - Offs

DZ	MZ	AZ
22	-17	-26
-15	26	-17
	15	26
	22	15
	-26	-17
	-15	-26
	15	22
		-17
		22
		-17
		13
		26

Defense Activity

Team	BCH	SCH	BBL	SBL	BAC	PRE	PCL	-LOP	-PAP
SWE	2	3	12	4	2	15	15		3
		4	14		11	15			11
		16	4		2				
		26	34		4				
			8						
			14						
USA	10	2	3	3		2	28 15		
	3	3	24	23		4	2 3		
		6	4	28			28 24		
			3	18			2		
							10		
							2		
							6		
							2		

Face - Offs

AZ	MZ	DZ
- 9	9	15
15	-15	15
	-26	-12
	- 9	-15
	26	15
	15	26
	-15	-15
		26
		-26
		9
		- 9
		-26

GK GoalKeeper
SSG Shot Saved by GK
SSP Shot Saved by def.Player
SPG Shot Past Goal
DZ Defence Zone
MZ Middle Zone
AZ Attack Zone
BCH BodyCHeck
SCH Stick Contact Check
BBL BodyBLock
SBL ShotBLock
BAC BAck Checking
PRE Puck REcovery
PCL Puck CLearing
LOP Loss Of Puck
PAP Play Away from Puck

ICEHOCKEY WORLD CHAMPIONSHIP / POOL - A / BOLZANO/BOZEN - VAL DI FASSA - MILANO / ITALIA - 25.04. - 08.05.1994

C.O.N.I.

Date: 94. 5. 8 **Game No: 38** **Period: 2**

USA **GK 30**

GK 1

8 4

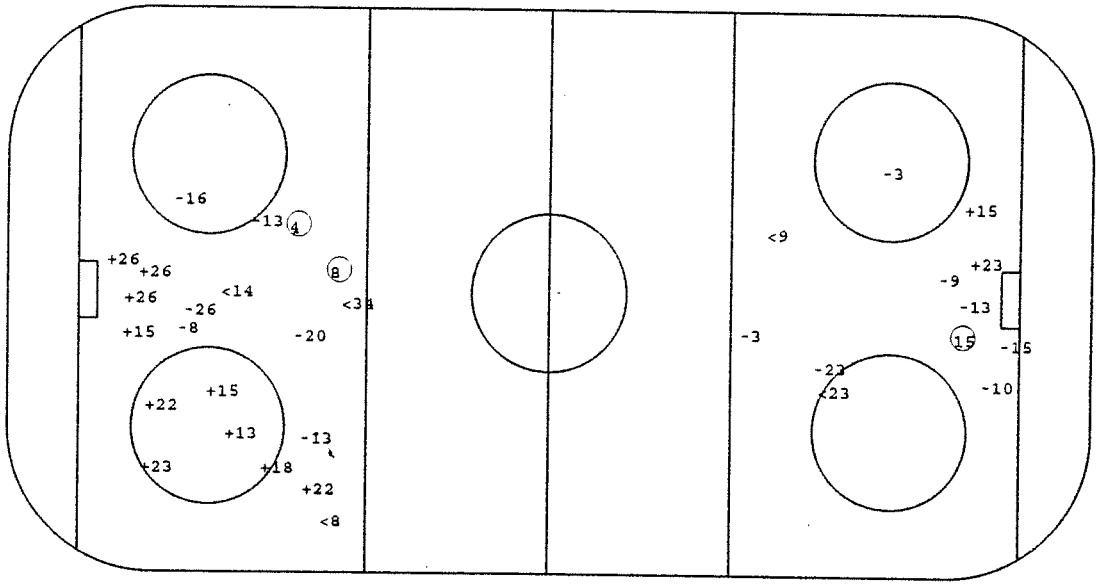

SWE **GK 35**

15

GK 30

○Goal +SSG <SSP -SPG

Face - Offs

DZ	MZ	AZ
-26	15	15
- 9	- 9	15
- 9	-15	-13
-26	26	
-15	- 9	
-15	-15	
-13	- 9	
	-26	
	-15	
	-15	

Defense Activity

Team	BCH	SCH	BBL	SBL	BAC	PRE	PCL	-LOP	-PAP
USA	2	23	6	24	3	9	26	2	8
	23	28	10	3		28	26		
		2	23			9	24		
			2				28		
			19						
SWE	3	18	16	14	22	26	26		4
		34	8	4			34		2
			4	26			3		4
			11	26					
			4						
			4						
			34						
			8						

Face - Offs

AZ	MZ	DZ
22	-17	-26
15	26	-26
15	26	22
26	-15	
15	22	
17	13	
22	15	
	15	
	13	
	22	

GK GoalKeeper
SSG Shot Saved by GK
SSP Shot Saved by def.Player
SPG Shot Past Goal
DZ Defence Zone
MZ Middle Zone
AZ Attack Zone
BCH BodyCHeck
SCH Stick Contact Check
BBL BodyBLock
SBL ShotBLock
BAC BAck Checking
PRE Puck REcovery
PCL Puck CLearing
LOP Loss Of Puck
PAP Play Away from Puck

SWE **GK 35**

24

GK 30

Date: 94. 5. 8 **Game No: 38** **Period: 3**

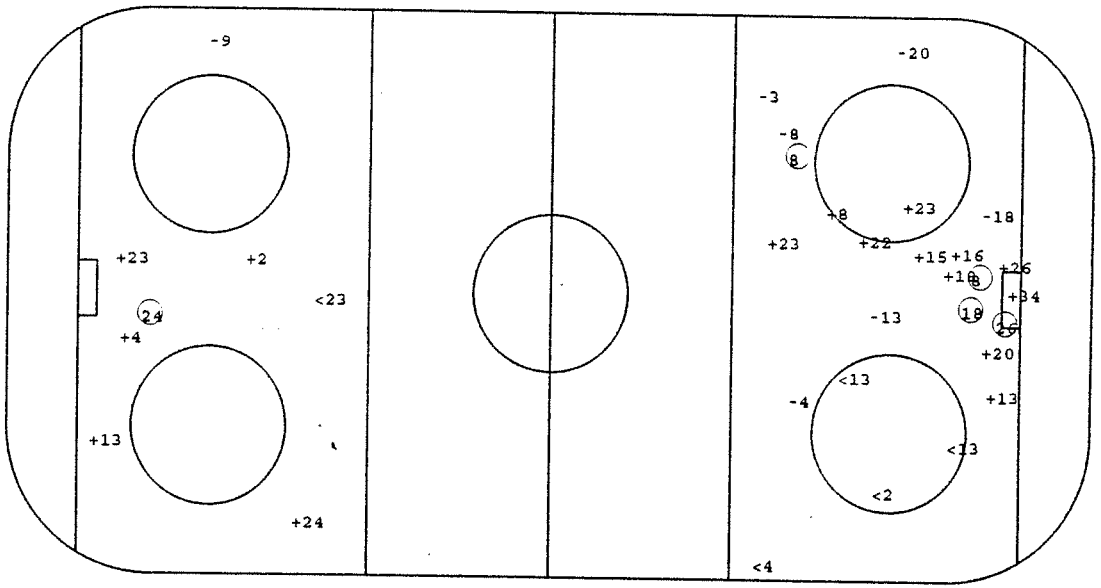

USA **GK 30**

GK 1

26

8

8 18

○Goal +SSG <SSP -SPG

Face - Offs

DZ	MZ	AZ
15	26	-22
-26	-15	-26
15	26	
15	-15	
	-26	
	22	
	26	
	-15	
	-15	
	22	
	22	
	-26	
	22	

Defense Activity

Team	BCH	SCH	BBL	SBL	BAC	PRE	PCL	-LOP	-PAP
SWE	3	26	22	4	2	20	18	2	18
		23	14			4		14	34
		8	22			13			14
		2	2			34			20
		2	16			27			
		27	16			3			
		27							
USA	2	6	2	3		9	2		4
	9	28	2	4		26			
	4		3	2					
			2						
			13						
			2						
			13						

Face - Offs

AZ	MZ	DZ
-15	- 9	26
9	15	13
-15	- 9	
-15	15	
	9	
	-26	
	-12	
	15	
	26	
	-15	
	-15	
	12	
	-23	

GK GoalKeeper
SSG Shot Saved by GK
SSP Shot Saved by def.Player
SPG Shot Past Goal
DZ Defence Zone
MZ Middle Zone
AZ Attack Zone
BCH BodyCHeck
SCH Stick Contact Check
BBL BodyBLock
SBL ShotBLock
BAC BAck Checking
PRE Puck REcovery
PCL Puck CLearing
LOP Loss Of Puck
PAP Play Away from Puck

C.O.N.I.
ICEHOCKEY WORLD CHAMPIONSHIP / POOL - A / BOLZANO/BOZEN - VAL DI FASSA - MILANO / ITALIA - 25.04. - 08.05.1994
IIHF

Players by Team SWE

Including Game No.:38

Family & Surname	No	Po	GP	PI	G	A1	A2	PTS	S	SG%	SSG	SSP	SPG	PPG	SHG	GWG	GTG	GAP	PIM	AVG	2	5	10	GMP	DAC	BCH	SCH	BBL	BAC	SBL	PRE	PCL	LOP	PAP	POP	NEP	+/-	FO+	FO-	FO%
SJÖDIN Tommy	2	RD	8	8	0	0	0	0	29	0.00	15	7	7	0	0	0	0	1	6	.75	3	0	0	0	42	4	7	18	4	8	4	7	2	8	9	7	2	0	0	0.00
STILLMAN Fredrik	14	LD	8	8	1	1	0	2	24	4.17	11	6	6	0	0	0	0	0	0	0.00	0	0	0	0	35	0	9	14	0	13	5	5	4	7	8	6	2	1	0	100.00
SVENSSON Magnus	8	LD	8	8	8	1	0	9	45	17.78	17	13	7	6	0	0	0	0	8	1.00	4	0	0	0	31	4	6	24	1	1	5	1	2	9	17	8	9	0	0	0.00
JOHANSSON Roger	34	RD	8	8	0	2	1	3	26	0.00	14	4	8	0	0	0	0	0	4	.50	2	0	0	0	25	3	5	12	0	8	3	3	3	6	18	6	12	0	0	0.00
LIDSTRÖM Nicklas	4	LD	8	4	1	0	0	1	13	7.69	0	8	4	1	0	1	0	0	2	.50	1	0	0	0	24	0	5	10	2	4	9	1	2	5	3	6	-3	0	0	0.00
ANDERSSON Peter	3	LD	8	8	0	1	0	1	27	0.00	16	5	6	0	0	0	0	1	6	.75	3	0	0	0	14	2	5	8	0	5	3	3	3	9	10	6	4	0	0	0.00
JÖNSSON Kenny	19	RD	8	7	0	1	0	1	14	0.00	6	6	2	0	0	0	0	0	6	.86	3	0	0	0	9	2	1	4	0	1	5	2	1	5	6	3	3	0	0	0.00
JÖNSSON Jörgen	20	CE	8	8	2	2	1	5	21	9.52	14	1	4	0	0	0	0	0	4	.57	2	0	0	0	6	0	3	3	1	0	1	0	0	2	5	2	3	2	2	50.00
BERGLUND Charles	22	CE	8	8	2	1	1	4	26	7.69	15	2	7	1	0	0	0	0	2	.25	1	0	0	0	18	3	1	11	2	1	3	2	3	2	8	8	0	65	48	57.52
JOHANSSON Mikael	26	CE	8	8	2	1	1	4	26	7.69	15	2	7	1	0	0	0	0	2	.25	1	0	0	0	18	3	1	11	2	1	3	2	3	2	8	8	0	65	48	57.52
ÖRNSKOG Stefan	15	CE	8	8	1	2	0	3	15	6.67	11	2	1	0	0	0	0	0	0	0.00	0	0	0	0	17	0	5	2	0	3	5	4	0	2	15	7	8	59	79	42.75
LARSSON Jan	17	CE	8	8	0	0	2	2	18	0.00	15	1	2	0	0	0	0	0	14	1.75	2	0	1	0	17	0	4	11	0	2	3	1	2	2	7	4	3	53	65	44.92
SUNDIN Mats	13	RW	8	8	5	9	0	14	41	12.20	22	7	7	1	0	0	0	0	4	.50	2	0	0	0	9	0	1	4	0	0	2	3	1	0	17	4	13	12	7	63.16
BERGQVIST Jonas	18	LW	8	8	3	2	3	8	34	8.82	21	4	6	0	1	0	0	0	4	.50	2	0	0	0	8	0	2	2	0	3	0	3	0	2	14	6	8	3	4	42.86
HANSSON Roger	11	LW	8	8	3	3	0	6	32	9.38	15	9	5	0	0	2	0	1	4	.50	2	0	0	0	5	0	3	3	2	1	1	0	1	4	10	7	3	0	0	0.00
DACKELL Andreas	12	RW	8	7	2	2	0	4	14	14.29	9	1	2	0	0	0	0	0	25	3.57	0	1	0	1	7	0	1	5	1	0	1	1	0	2	8	4	4	0	1	0.00
FORSLUND Tomas	27	LW	8	5	2	2	0	4	9	22.22	6	0	1	0	0	1	0	0	4	.80	2	0	0	0	6	0	2	0	0	0	3	1	0	0	4	3	1	0	0	0.00
ANDERSSON Mikael	23	RW	8	8	2	0	0	2	34	5.88	24	6	2	0	1	1	0	0	0	0.00	0	0	0	0	14	0	5	4	1	0	4	0	0,	0	7	3	4	1	4	20.00
CARNBÄCK Patrik	16	LW	8	8	1	0	0	1	14	7.14	6	3	4	1	0	0	0	0	8	1.00	4	0	0	0	14	2	2	5	0	0	7	2	3	1	4	8	-4	3	0	100.00
JUHLIN Patrik	5	RW	8	1	0	0	0	0	0	0.00	0	0	0	0	0	0	0	0	0	0.00	0	0	0	0	0	0	0	0	0	0	0	0	0	0	1	0	1	0	0	0.00

Family & Surname	No	Po	GP	PI	MIP	MPI%	SOG	GA	SVS	SVS%	GAA	GKC	SHGA	SO	AVG	2	5	10	GMP	GAP
HEDBERG Johan	1	GK	8	0	0.00	0.00	0	0	0	0.00	0.00	0.00	0	0	0.00	0	0	0	0	0
NORDSTRÖM Roger	30	GK	8	5	300.00	62.50	91	11	80	87.91	2.20	26.59	2	1	0.00	0	0	0	0	0
SALO Tommy	35	GK	8	3	180.00	37.50	69	10	59	85.51	3.33	48.25	1	0	0.00	0	0	0	0	0

C.O.N.I.

ICEHOCKEY WORLD CHAMPIONSHIP / POOL - A / BOLZANO/BOZEN - VAL DI FASSA - MILANO / ITALIA - 25 04. - 08.05.1994

Date: 8. 5.94 Start:20:00 End:23:00 Place:Milano Game Nr.: 39 Page 1 of 1

Team A: FIN

Family & Given Name	Nr	Pos	P	G	Time	S	A1	A2	GS	Positive Part A						Negative Part B					
TAMMI Jukka	30	GK	N	1	46.51	9	12	40	EQ	35	9	12	40	5	42	30	22	4	20	23	17
MYLLYS Jarmo	35	*GK	Y																		
KIPRUSOFF Marko	2	LD	Y																		
HÄMÄLÄINEN Erik	4	RD	Y																		
JUTILA Timo C	5	*RD	Y																		
IMMONEN Waltteri	7	LD	Y																		
OJANEN Janne	8	CE	Y																		
KESKINEN Esa	9	CE	Y																		
KOIVU Saku	11	CE	Y																		
LAUKKANEN Janne	12	*LD	Y																		
PALO Marko	13	RW	Y																		
HELMINEN Raimo	14	*CE	Y																		
[illegible]TALO Mika	15	LW	N																		
[illegible]LTONEN Ville A	16	LW	Y																		
KURRI Jari	17	*RW	Y																		
LEHTINEN Jere	20	RW	Y																		
RUUTTU Christian	22	CE	Y																		
VIRTA Hannu	23	RD	Y																		
KAPANEN Sami	24	*LW	Y																		
STRÖMBERG Mika	26	RD	Y																		
NIEMINEN Mika A	40	CE	Y																		
MÄKELÄ Mikko	42	RW	Y																		

Time	Nr	Min	Offence	Start	End
17.59	4	2	INTERF	17.59	19.59
19.54	8	2	HOLD	19.54	21.54
25.07	23	2	HOOK	25.07	27.07
53.16	22	2	INTERF	53.16	55.16

Coach:LINDSTRÖM Curt Coach:ARAVIRTA Hannu Manager:RIIHIRANTA Heikki

Team B: CAN

Family & Given Name	Nr	Pos	P	G	Time	S	A1	A2	GS	Positive Part B						Negative Part A					
RANFORD Bill	30	*GK	Y	1	55.17	17	20		EQ	30	17	20	33	4	23	35	14	17	23	2	22
FISET Stephane	31	GK	N	2	PEN-S	20			EQ	20						35					
DOLLAS Bobby	2	LD	Y																		
BERGEVIN Marc	3	LD	Y																		
BLAKE Rob	4	*LD	Y																		
ARNOTT Jason	7	*CE	Y																		
SANDERSON Geoff	8	CE	Y																		
CORSON Shayne	9	RW	Y																		
RICCI Mike	10	CE	Y																		
BUCHBERGER Kelly	11	RW	Y																		
SHANAHAN Brendan A	14	*LW	Y																		
VERBEEK Pat	16	RW	Y																		
[illegible]ND'AMOUR Rod A	17	CE	Y																		
[illegible]RSON Nelson	18	CE	Y																		
SAKIC Joe	19	CE	Y																		
ROBITAILLE Luc C	20	LW	Y																		
RICHARDSON Luke	22	*LD	Y																		
THOMAS Steve	23	RW	Y																		
SYDOR Darryl	25	LD	Y																		
KARIYA Paul	27	*LW	Y																		
DUCHESNE Steve	28	RD	Y																		
RACINE Yves	33	LD	Y																		

Time	Nr	Min	Offence	Start	End
9.31	22	2	CHARGE	9.31	11.31
17.30	16	2	SLASH	17.30	19.30
18.50	18	2	CROSS	18.50	20.50
39.45	11	2	SLASH	39.45	41.45
50.12	8	2	CROSS	50.12	52.12

Coach:KINGSTON George Coach:RENNEY Tom Manager:SATHER Glen

Game Summary

P	GF:GA	SSG	SSP	SPG	SOG	S	PIM	TPP	PPG	SHG	PO+	DAC
1	0:0	10:10	7:0	4:3	10:10	21:13	4:6	3.09:0.05	0:0	0:0	10:8	14:22
2	0:0	5:5	7:2	3:7	5:5	15:14	2:2	0.15:3.04	0:0	0:0	7:6	19:19
3	1:1	12:2	3:4	5:3	13:3	21:10	2:2	3.45:2.00	0:0	0:0	8:10	29:16
	0:0	3:5	2:2	0:3	3:5	5:10	0:0	0.00:0.00	0:0	0:0	4:9	10:5
	0:1											
SU	1:2	30:22	19:8	12:16	31:24	62:48	8:10	7.09:5.09	0:0	0:0	29:33	72:62

Goalkeepers Record

Time	GKA	GKB	ENG	A	MIP	B	MIP
0.00	35	30		35	60.00	30	60.00
				30	0.00	31	0.00

Referee	Linesman	Linesman	Goaljudge	Goaljudge	Game-TKP	Pen-TKP	Off.Scorer	Spect.
Danko/SVK	Burt/USA	Karabanov/RUS	Stenico/ITA	Scanacapra/IT	Alberti/ITA	Fabrizio/ITA	Guichardaz/IT	9100

Date: 94. 5. 8 **Game No: 39** **Period: 1**

FIN **GK 35**

GK 30

CAN **GK 30**

GK 31

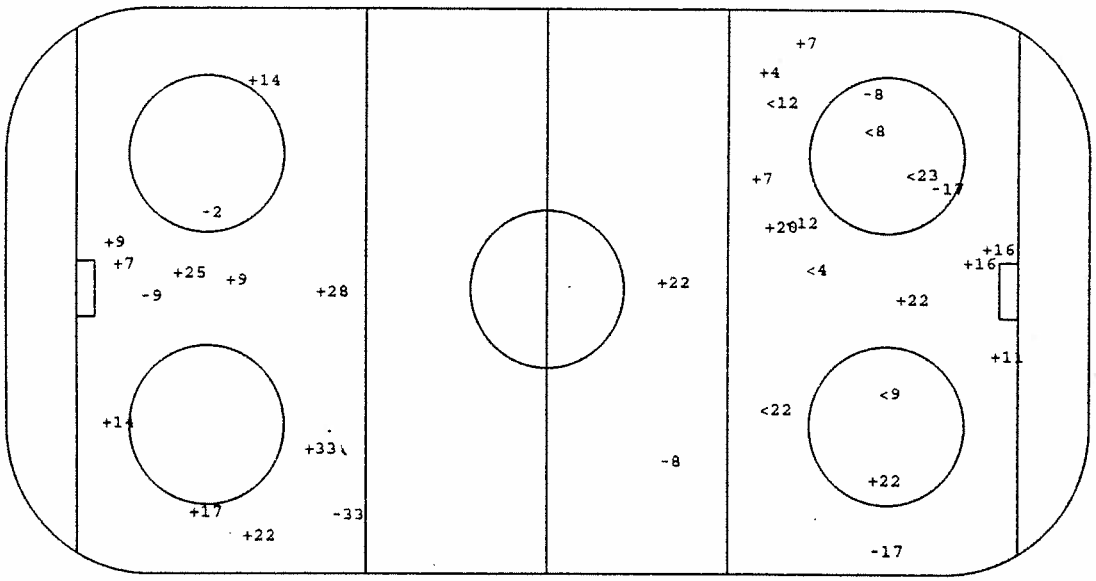

○Goal +SSG <SSP -SPG

Face - Offs

DZ	MZ	AZ
11	14	- 8
- 9	8	-14
-11	14	9
-14	-11	11
	-16	9
	9	11
	14	
	- 9	

Defense Activity

Team	BCH	SCH	BBL	SBL	BAC	PRE	PCL	-LOP	-PAP
FIN	26	14	7		17	20		23	7
		24	9			11			17
		23	2			2			
			13			16			
			17						
			26						
			12						
			7						
CAN	22	22	22	11	8		27		
	22	28	2	11			4		
	4		28	22			2		
			4				27		
			22				10		
			33				17		
			25						

Face - Offs

AZ	MZ	DZ
-10	- 7	14
10	-14	14
17	- 7	- 9
19	19	-10
	19	-17
	-17	-10
	-18	
	17	

GK GoalKeeper
SSG Shot Saved by GK
SSP Shot Saved by def.Player

SPG Shot Past Goal
DZ Defence Zone
MZ Middle Zone

AZ Attack Zone
BCH BodyCHeck
SCH Stick Contact Check

BBL BodyBLock
SBL ShotBLock
BAC BAck Checking

PRE Puck REcovery
PCL Puck CLearing
LOP Loss Of Puck

PAP Play Away from Puck

ICEHOCKEY WORLD CHAMPIONSHIP / POOL - A / BOLZANO/BOZEN - VAL DI FASSA - MILANO / ITALIA - 25.04. - 08.05.1994

C.O.N.I.

IIHF

Date: 94. 5. 8 **Game No: 39** **Period: 2**

CAN **GK 30**

GK 31

FIN **GK 35**

GK 30

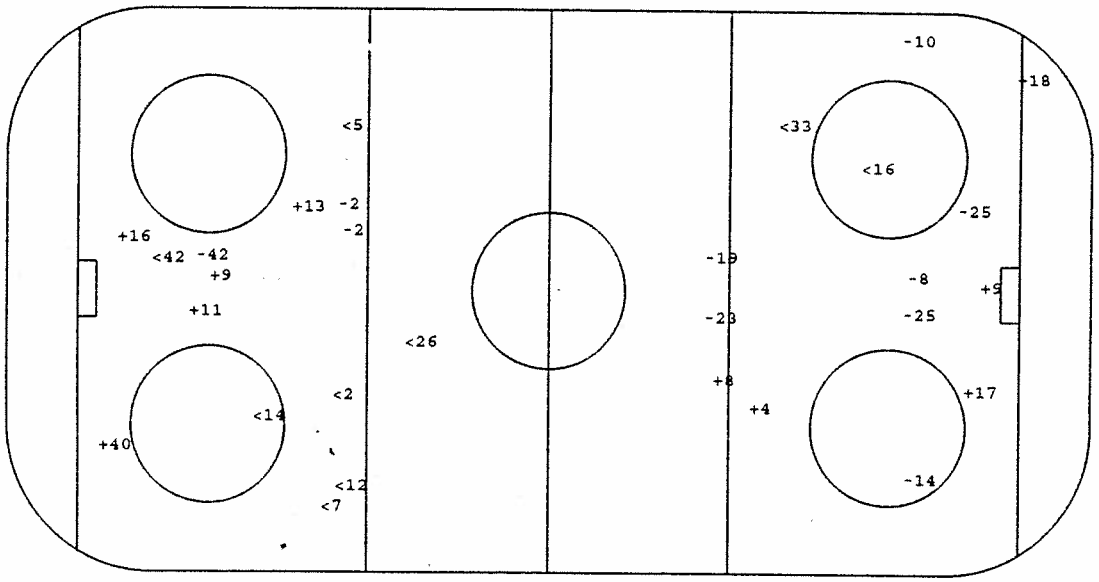

O Goal +SSG <SSP -SPG

Face - Offs

DZ	MZ	AZ
-17	14	- 7
17	-17	-18
10	17	-17
19	-17	
	8	
	-19	

Defense Activity

Team	BCH	SCH	BBL	SBL	BAC	PRE	PCL	-LOP	-PAP
CAN	33		4	17	28	10	22 25		
				2	8	10	25		
				23			22		
				4			22		
							25		
							19		
							2		
							2		
FIN	26	5	26 12	12		5	12		5
	26	14	7	4			24		26
		11	5	26			7		7
			16	7					
			8						
			22						
			7						
			23						

Face - Offs

AZ	MZ	DZ
11	-14	9
- 8	9	9
-14	- 8	8
- 9	8	
	-11	
	14	

GK GoalKeeper
SSG Shot Saved by GK
SSP Shot Saved by def.Player
SPG Shot Past Goal
DZ Defence Zone
MZ Middle Zone
AZ Attack Zone
BCH BodyCHeck
SCH Stick Contact Check
BBL BodyBLock
SBL ShotBLock
BAC BAck Checking
PRE Puck REcovery
PCL Puck CLearing
LOP Loss Of Puck
PAP Play Away from Puck

Date: 94. 5. 8 Game No: 39 Period: 3

FIN GK 35

17

GK 30

CAN GK 30

9

GK 31

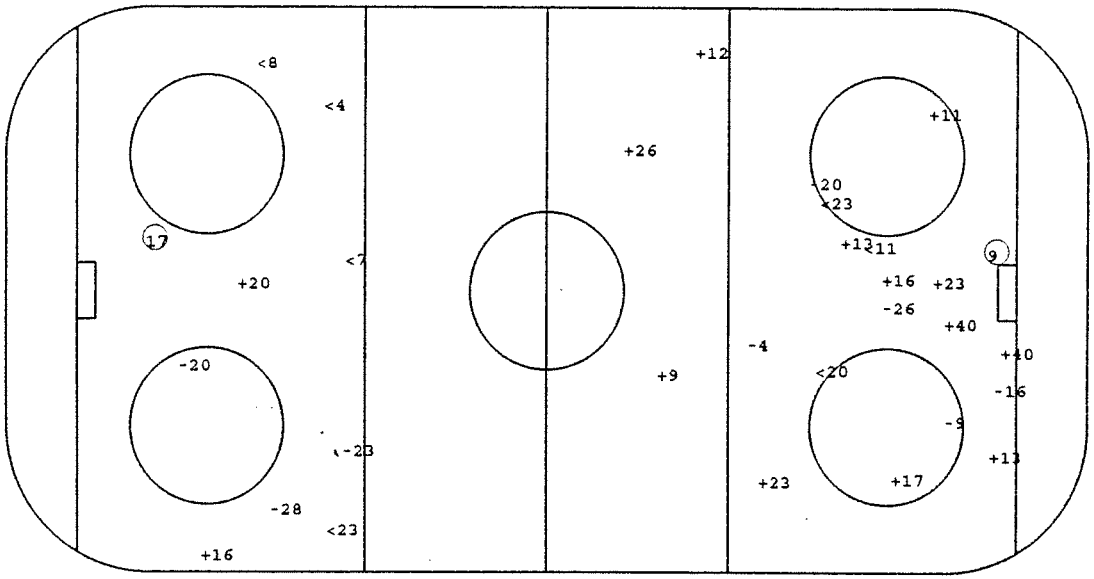

O Goal +SSG <SSP -SPG

Face - Offs

DZ	MZ	AZ
-11	11	9
-11	14	14
	-14	9
	9	14
	-11	-13
	-14	-14
	- 9	11
	-11	-11

Defense Activity

Team	BCH	SCH	BBL	SBL	BAC	PRE	PCL	-LOP	-PAP
FIN	5	24	7 12	5	9	12	7		4
	26	40	7 26	40		26	13		17
		2	5 12	7		22	11		
		26	22	11			5		
		9	9				26		
			2						
			4						
			12						
CAN	33	28	25	3		20	19		
		3	2	4			25		
			25				18		
							2		
							28		
							8		
							20		

Face - Offs

AZ	MZ	DZ
19	-10	-19
9	-10	-27
	10	-17
	-19	-10
	17	9
	19	7
	17	-19
	19	8

GK GoalKeeper
SSG Shot Saved by GK
SSP Shot Saved by def.Player
SPG Shot Past Goal
DZ Defence Zone
MZ Middle Zone
AZ Attack Zone
BCH BodyCHeck
SCH Stick Contact Check
BBL BodyBLock
SBL ShotBLock
BAC BAck Checking
PRE Puck REcovery
PCL Puck CLearing
LOP Loss Of Puck
PAP Play Away from Puck

Footer

ICEHOCKEY WORLD CHAMPIONSHIP / POOL - A / BOLZANO/BOZEN - VAL DI FASSA - MILANO / ITALIA - 25.04. - 08.05.1994

Players by Team CAN

Including Game No.:39

Family & Surname	No	Po	GP	PI	G	A1	A2	PTS	S	SG%	SSG	SSP	SPG	PPG	SHG	GWG	GTG	GAP	PIM	AVG	2	5	10	GMP	DAC	BCH	SCH	BBL	BAC	SBL	PRE	PCL	LOP	PAP	POP	NEP	+/-	FO+	FO-	FO%
RICHARDSON Luke	22	LD	8	8	0	0	1	1	14	0.00	6	4	4	0	0	0	0	0	6	.75	3	0	0	0	52	16	6	16	0	4	4	9	2	1	8	3	5	0	0	0.00
BLAKE Rob	4	LD	8	8	0	1	1	2	34	0.00	16	12	6	0	0	0	0	1	6	.75	3	0	0	0	40	12	2	12	0	6	4	8	3	1	8	4	4	1	0	100.00
DOLLAS Bobby	2	LD	8	8	0	0	1	1	16	0.00	9	2	5	0	0	0	0	0	4	.50	2	0	0	0	37	3	5	11	0	6	3	10	0	1	12	1	11	0	0	0.00
SYDOR Darryl	25	LD	8	8	0	1	0	1	29	0.00	20	4	5	0	0	0	0	0	4	.50	2	0	0	0	36	2	7	12	0	3	5	10	1	2	12	3	9	0	0	0.00
RACINE Yves	33	LD	8	8	1	2	0	3	23	4.35	8	10	4	1	0	0	0	0	8	1.00	4	0	0	0	31	8	8	10	0	0	6	6	3	4	12	2	10	0	0	0.00
DUCHESNE Steve	28	RD	8	6	0	0	1	1	28	0.00	14	7	7	0	0	0	0	0	0	0.00	0	0	0	0	27	5	3	6	1	3	5	7	2	1	4	3	1	0	0	0.00
BERGEVIN Marc	3	LD	8	8	0	0	0	0	13	0.00	6	4	3	0	0	0	0	1	2	.25	1	0	0	0	26	7	4	8	0	2	6	3	1	3	8	1	7	0	0	0.00
SAKIC Joe	19	CE	8	8	4	2	1	7	27	14.81	13	3	7	2	0	1	0	0	0	0.00	0	0	0	0	18	1	1	2	1	0	6	7	0	0	9	3	6	54	38	58.70
SANDERSON Geoff	8	CE	8	8	4	1	1	6	32	12.50	17	4	7	0	0	1	0	0	8	1.00	4	0	0	0	19	3	2	2	7	0	8	2	2	3	8	2	6	4	2	66.67
BRIND'AMOUR Rod	17	CE	8	8	4	0	2	6	19	21.05	12	2	1	1	0	0	0	0	2	.25	1	0	0	0	37	2	6	6	7	3	11	5	3	0	11	3	8	64	52	55.17
ARNOTT Jason	7	CE	8	8	0	4	2	6	28	0.00	16	8	4	0	0	0	0	0	10	1.25	5	0	0	0	30	9	3	5	6	1	6	1	1	0	13	2	11	57	50	53.27
EMERSON Nelson	18	CE	8	8	2	1	1	4	14	14.29	7	1	4	1	0	1	0	0	4	.50	2	0	0	0	15	1	1	2	7	1	4	1	2	0	5	2	3	2	6	25.00
RICCI Mike	10	CE	8	8	2	1	0	3	13	15.38	8	1	2	0	0	0	0	0	8	1.00	4	0	0	0	24	2	2	4	0	3	7	7	0	1	6	2	4	76	42	64.41
KARIYA Paul	27	LW	8	8	5	5	2	12	18	27.78	5	1	7	1	0	0	0	0	2	.25	1	0	0	0	16	0	0	2	3	0	5	8	2	0	14	2	12	0	1	0.00
SHANAHAN Brendan	14	LW	8	6	4	3	0	7	30	13.33	17	5	4	1	0	1	0	0	6	1.00	3	0	0	0	9	1	1	1	2	1	3	2	1	1	9	3	6	15	9	62.50
ROBITAILLE Luc	20	LW	8	8	3	3	1	7	30	10.00	15	0	12	1	0	1	0	0	2	.25	1	0	0	0	20	2	4	2	3	0	5	5	0	1	9	3	6	0	2	0.00
THOMAS Steve	23	RW	8	6	1	5	0	6	28	3.57	12	5	10	0	0	0	0	0	0	0.00	0	0	0	0	12	2	0	3	4	2	3	0	2	0	7	2	5	0	0	0.00
CORSON Shayne	9	RW	8	7	3	0	0	3	18	16.67	13	0	2	0	0	2	0	0	4	.57	2	0	0	0	19	1	2	6	1	2	6	2	1	0	4	1	3	17	15	53.13
VERBEEK Pat	16	RW	8	8	1	1	0	2	18	5.56	11	2	4	0	0	0	0	0	4	.50	2	0	0	0	22	2	2	3	3	0	10	2	0	0	6	3	3	0	0	0.00
BUCHBERGER Kelly	11	RW	8	8	0	0	0	0	12	0.00	5	1	6	0	0	0	0	1	8	1.00	4	0	0	0	24	4	0	5	3	3	2	7	0	0	5	2	3	4	0	100.00

Family & Surname	No	Po	GP	PI	MIP	MPI%	SOG	GA	SVS	SVS%	GAA	GKC	SHGA	SO	AVG	2	5	10	GMP	GAP
RANFORD Bill	30	GK	8	6	360.00	75.00	159	7	152	95.60	1.17	5.14	3	1	0.00	0	0	0	0	0
FISET Stephane	31	GK	8	2	120.00	25.00	48	3	45	93.75	1.50	9.37	0	0	0.00	0	0	0	0	0
STORR Jamie	1	GK	8	0	0.00	0.00	0	0	0	0.00	0.00	0.00	0	0	0.00	0	0	0	0	0

Players by Team FIN

Including Game No.:39

Family & Surname	No	Po	GP	PI	G	A1	A2	PTS	S	SG%	SSG	SSP	SPG	PPG	SHG	GWG	GTG	GAP	PIM	AVG	2	5	10	GMP	DAC	BCH	SCH	BBL	BAC	SBL	PRE	PCL	LOP	PAP	POP	NEP	+/-	FO+	FO-	FO%
STRÖMBERG Mika	26	RD	8	8	2	1	1	4	21	9.52	7	5	7	0	0	1	0	0	9	1.13	2	1	0	0	65	20	7	28	2	5	4	7	0	8	12	4	8	0	0	0.00
LAUKKANEN Janne	12	LD	8	8	0	2	1	3	34	0.00	22	6	6	0	0	0	0	1	6	.75	3	0	0	0	50	8	6	27	0	7	4	5	3	4	10	3	7	1	1	50.00
JUTILA Timo	5	RD	8	8	3	4	0	7	26	11.54	14	6	3	0	1	0	0	0	6	.75	3	0	0	0	48	9	4	17	2	5	6	12	2	5	14	2	12	1	0	100.00
HÄMÄLÄINEN Erik	4	RD	8	8	2	0	1	3	27	7.41	11	9	5	2	0	0	0	1	10	1.25	5	0	0	0	30	0	8	14	1	1	7	8	4	5	14	6	8	0	0	0.00
VIRTA Hannu	23	RD	8	8	1	3	1	5	23	4.35	12	5	5	0	0	0	0	0	6	.75	3	0	0	0	27	4	10	9	1	6	4	3	4	6	19	3	16	0	0	0.00
IMMONEN Waltteri	7	LD	8	4	2	1	1	4	8	25.00	5	1	0	0	0	0	0	0	0	0.00	0	0	0	0	18	1	1	10	1	6	2	4	1	6	5	0	5	0	0	0.00
KIPRUSOFF Marko	2	LD	8	8	2	1	0	3	27	7.41	11	6	8	1	0	0	0	0	2	.25	1	0	0	0	17	0	7	11	0	3	8	2	4	10	17	3	14	0	0	0.00
KOIVU Saku	11	CE	8	8	5	4	2	11	33	15.15	19	4	5	2	0	0	0	0	4	.50	2	0	0	0	12	1	3	0	1	2	6	3	4	0	18	4	14	58	64	47.54
HELMINEN Raimo	14	CE	8	8	1	1	4	6	9	11.11	6	2	0	1	0	0	0	0	0	0.00	0	0	0	0	18	2	5	5	1	0	5	4	3	1	14	4	10	79	53	59.85
NIEMINEN Mika	40	CE	8	8	2	2	1	5	24	8.33	15	2	5	1	0	0	0	0	2	.25	1	0	0	0	14	0	2	1	2	1	4	5	0	1	11	1	10	13	13	50.00
KESKINEN Esa	9	CE	8	7	2	2	1	5	20	10.00	14	1	3	0	0	0	0	0	2	.29	1	0	0	0	13	0	4	3	3	2	1	1	1	0	11	1	10	61	65	48.41
RUUTTU Christian	22	CE	8	4	2	1	1	4	12	16.67	7	2	1	0	0	1	0	0	4	1.00	2	0	0	0	12	0	1	3	2	0	6	1	0	1	5	1	4	1	8	11.11
OJANEN Janne	8	CE	8	8	2	0	2	4	12	16.67	5	1	4	1	0	0	0	1	6	.75	3	0	0	0	12	1	2	3	2	2	4	0	1	1	7	1	6	43	51	45.74
KURRI Jari	17	RW	8	8	4	5	1	10	35	11.43	15	3	13	0	0	1	0	0	2	.25	1	0	0	0	21	0	6	2	4	3	7	3	2	2	14	3	11	2	3	40.00
MÄKELÄ Mikko	42	RW	8	8	5	4	0	9	24	20.83	12	5	2	1	0	1	0	0	6	.75	3	0	0	0	10	0	2	3	1	2	4	2	2	2	14	1	13	4	0	100.00
LEHTINEN Jere	20	RW	8	8	3	3	2	8	30	10.00	20	2	5	1	0	1	0	0	4	.50	2	0	0	0	15	2	4	1	1	2	3	3	1	0	18	4	14	0	2	0.00
KAPANEN Sami	24	LW	8	8	4	2	0	6	27	14.81	14	5	4	0	0	1	0	0	0	0.00	0	0	0	0	21	3	7	4	1	1	4	2	0	1	13	2	11	0	3	0.00
PELTONEN Ville	16	LW	8	8	4	1	0	5	34	11.76	21	5	4	1	0	0	0	0	4	.50	2	0	0	0	12	0	3	5	3	0	3	0	1	1	16	3	13	2	6	25.00
PALO Marko	13	RW	8	8	1	2	0	3	17	5.88	9	4	3	0	0	0	0	0	4	.50	2	0	0	0	12	1	1	4	1	0	3	2	0	0	3	1	2	2	2	50.00
ALATALO Mika	15	LW	8	6	1	0	0	1	6	16.67	1	1	3	0	0	0	0	0	8	1.33	4	0	0	0	1	0	0	1	0	0	1	1	0	2	3	0	3	0	0	0.00

Family & Surname	No	Po	GP	PI	MIP	MPI%	SOG	GA	SVS	SVS%	GAA	GKC	SHGA	SO	AVG	2	5	10	GMP	GAP
TAMMI Jukka	30	GK	8	2	80.00	16.67	27	1	26	96.30	.75	2.77	1	1	0.00	0	0	0	0	0
KUIVALAINEN Pasi	1	GK	8	0	0.00	0.00	0	0	0	0.00	0.00	0.00	0	0	0.00	0	0	0	0	0
MYLLYS Jarmo	35	GK	8	7	400.00	83.33	156	9	147	94.23	1.35	7.79	2	3	.29	1	0	0	0	0

Team Standings

Including Game 39

Game Results Group A

	CAN	RUS	GER	AUT	ITA	GBR
CAN		3:1	3:2	6:1	4:1	8:2
RUS	1:3		6:0	4:1	7:0	12:3
GER	2:3	0:6		2:2	1:3	4:0
AUT	1:6	1:4	2:2		1:3	10:0
ITA	1:4	0:7	3:1	3:1		10:2
GBR	2:8	3:12	0:4	0:10	2:10	

Game Results Group B

	SWE	FIN	USA	CZE	FRA	NOR
SWE		3:5	6:2	4:1	6:0	3:3
FIN	5:3		7:0	4:4	8:1	5:1
USA	2:6	0:7		5:3	5:1	7:2
CZE	1:4	4:4	3:5		5:2	2:2
FRA	0:6	1:8	1:5	2:5		4:1
NOR	3:3	1:5	2:7	2:2	1:4	

Standing Group A

	GP	W	T	L	GF:GA	Pts
1. CAN	5	5	0	0	24:7	10
2. RUS	5	4	0	1	30:7	8
3. ITA	5	3	0	2	17:15	6
4. AUT	5	1	1	3	15:15	3
5. GER	5	1	1	3	9:14	3
6. GBR	5	0	0	5	7:44	0

Standing Group B

	GP	W	T	L	GF:GA	Pts
1. FIN	5	4	1	0	29:9	9
2. SWE	5	3	1	1	22:11	7
3. USA	5	3	0	2	19:19	6
4. CZE	5	1	2	2	15:17	4
5. FRA	5	1	0	4	8:25	2
6. NOR	5	0	2	3	9:21	2

Play Off Quarter Final

Game No. 31	RUS - USA	1:3
Game No. 32	SWE - ITA	7:2
Game No. 33	CAN - CZE	3:2
Game No. 34	FIN - AUT	10:0

Play Off Relegation

Game No. 35	GBR - NOR	2:5

Play Off Semi Final

Game No. 36	FIN - USA	8:0
Game No. 37	SWE - CAN	0:6

Play Off Final

Final	FIN - CAN	1:2
3./4. Place	SWE - USA	7:2

Gestetner

Team Statistics

Including Game 39

Scoring Efficiency

	GP	GF	SSG	SSP	SPG	S	SG%	R
CAN	8	35	230	76	104	445	7.87	5
SWE	8	36	244	87	86	453	7.95	3
RUS	6	31	216	70	76	393	7.89	4
FIN	8	48	240	75	86	449	10.69	1
GER	5	9	144	59	77	289	3.11	12
USA	8	24	168	59	62	313	7.67	6
CZE	6	17	203	51	77	348	4.89	9
AUT	6	15	151	40	50	256	5.86	8
FRA	5	8	91	36	43	178	4.49	10
ITA	6	19	98	54	52	223	8.52	2
NOR	6	14	115	44	44	217	6.45	7
GBR	6	9	126	42	38	215	4.19	11

Fair Play Cup

	2	5	10	GMP	PIM	AVG	R
CAN	44	0	0	0	88	11.00	3
SWE	34	1	1	1	103	12.88	*GMP*
RUS	52	0	2	0	124	20.67	9
FIN	41	1	0	0	87	10.88	2
GER	28	0	0	1	76	15.20	*GMP*
USA	60	1	1	0	135	16.88	*ADC*
CZE	24	0	1	0	58	9.67	1
AUT	39	0	0	0	78	13.00	5
FRA	33	0	1	0	76	15.20	6
ITA	48	0	0	0	96	16.00	7
NOR	35	0	0	0	70	11.67	4
GBR	54	0	0	0	108	18.00	8

Face Offs

	+:-	FO%	R
CAN	294:217	57.53	1
SWE	245:246	49.90	6
RUS	172:211	44.91	11
FIN	267:271	49.63	7
GER	167:137	54.93	2
USA	287:271	51.43	5
CZE	204:216	48.57	8
AUT	157:203	43.61	12
FRA	165:154	51.72	4
ITA	199:176	53.07	3
NOR	198:219	47.48	9
GBR	174:207	45.67	10

Power Play

	GP	TPP	PPGF	PP%	M:S	PPGA	R
CAN	8	71.21	8	22.42	8.55	2	5
SWE	8	64.43	10	30.90	6.28	0	2
RUS	6	61.21	7	22.82	8.46	0	4
FIN	8	57.42	11	38.13	5.15	1	1
GER	5	73.51	5	13.54	14.46	0	9
USA	8	55.12	8	28.99	6.54	3	3
CZE	6	51.29	4	15.54	12.52	0	8
AUT	6	47.03	4	17.00	11.46	0	7
FRA	5	29.33	2	13.54	14.47	0	10
ITA	6	51.10	5	19.54	10.14	2	6
NOR	6	49.28	1	4.04	49.28	0	12
GBR	6	54.12	3	11.07	18.04	2	11

Short Hand

	TSH	SHGA	PK%	M:S	SHGF	R
CAN	66.49	3	91.02	22.16	0	1
SWE	47.35	3	87.39	15.52	2	5
RUS	69.14	4	88.44	17.19	1	4
FIN	59.52	3	89.98	19.57	1	3
GER	33.07	4	75.84	8.17	0	9
USA	74.47	11	70.58	6.48	0	10
CZE	32.13	3	81.38	10.44	1	6
AUT	61.06	3	90.18	20.22	0	2
FRA	42.25	5	76.42	8.29	0	8
ITA	66.13	7	78.86	9.28	0	7
NOR	37.24	10	46.52	3.44	3	12
GBR	76.20	12	68.56	6.22	2	11

Spectators

	Tot	AVG	R
CAN	49730	6216	1
SWE	33950	4243	5
RUS	28530	4755	4
FIN	30950	3868	7
GER	30060	6012	2
USA	30150	3768	8
CZE	14550	2425	10
AUT	25100	4183	6
FRA	4900	980	12
ITA	34070	5678	3
NOR	8300	1383	11
GBR	18130	3021	9

Goalkeeping

	GP	GA	SVS	SOG	SVS%	GAA	SO	ENG	GKC	R
CAN	8	10	197	207	95.17	1.25	1	1	6.03	1
SWE	8	21	139	160	86.88	2.63	1	0	34.50	4
RUS	6	10	145	155	93.55	1.67	2	1	10.77	3
FIN	8	11	172	183	93.99	1.38	3	0	8.29	2
GER	5	14	95	109	87.16	2.80	1	0	35.95	5
USA	8	35	274	309	88.67	4.38	0	0	49.62	10
CZE	6	20	145	165	87.88	3.33	0	1	40.36	7
AUT	6	25	195	220	88.64	4.17	1	0	47.37	8
FRA	5	25	151	176	85.80	5.00	0	0	71.00	11
ITA	6	22	192	214	89.72	3.67	0	0	37.72	6
NOR	6	23	158	181	87.29	3.83	0	0	48.67	9
GBR	6	49	161	210	76.67	8.17	0	0	190.60	12

Defensive Activity

	BCH	SCH	BBL	SBL	BAC	PRE	PCL	-LOP	-PAP	DAC	R
CAN	83	60	118	40	48	109	103	26	19	516	3
SWE	21	69	143	50	15	71	41	28	70	312	10
RUS	56	64	76	16	29	129	70	35	30	375	9
FIN	52	83	151	48	29	86	68	33	56	428	5
GER	56	37	84	14	40	130	73	21	15	398	8
USA	62	63	176	74	8	67	91	49	76	416	7
CZE	32	46	123	54	6	48	74	50	33	300	11
AUT	59	62	97	30	46	133	153	20	21	539	1
FRA	29	68	111	42	18	49	45	51	61	250	12
ITA	49	76	86	26	47	126	165	34	42	499	4
NOR	37	64	132	55	4	82	123	34	44	419	6
GBR	92	58	105	36	52	123	147	26	49	538	2

Spectators

Place	Total	Min	Max	AVG
Val di Fassa	23850	700	3200	1590
Bolzano-Bozen	71960	1200	7160	4497
Milano	58400	6000	9100	7300
TOTAL	154210			

Top Scorers

Including Game No.:39

R	Family & Surname	Team	No	Po	GP	PI	G	A1	A2	PTS	S	SG%	SSG	SSP	SPG	PPG	SHG	GWG	GTG	PIM	AVG	2	5	10	GWP	GAP	POP	NEP	+/-	FO+	FO-	FO%	DAC
1.	SUNDIN Mats	SWE	13	RW	8	8	5	9	0	14	41	12.20	22	7	7	1	0	0	0	4	.50	2	0	0	0	0	17	4	13	12	7	63.16	9
2.	KARIYA Paul	CAN	27	LW	8	8	5	5	2	12	18	27.78	5	1	7	1	0	0	0	2	.25	1	0	0	0	0	14	2	12	0	1	0.00	16
3.	KOIVU Saku	FIN	11	CE	8	8	5	4	2	11	33	15.15	19	4	5	2	0	0	0	4	.50	2	0	0	0	0	18	4	14	58	64	47.54	12
4.	KAMENSKY Valeri	RUS	13	RW	6	6	5	4	1	10	41	12.20	18	7	11	1	0	0	0	12	2.00	1	0	1	0	0	15	3	12	2	4	33.33	16
5.	KURRI Jari	FIN	17	RW	8	8	4	5	1	10	35	11.43	15	3	13	0	0	1	0	2	.25	1	0	0	0	0	14	3	11	2	3	40.00	21
6.	SVENSSON Magnus	SWE	8	LD	8	8	8	1	0	9	45	17.78	17	13	7	6	0	0	0	8	1.00	4	0	0	0	0	17	8	9	0	0	0.00	31
7.	MÄKELÄ Mikko	FIN	42	RW	8	8	5	4	0	9	24	20.83	12	5	2	1	0	1	0	6	.75	3	0	0	0	0	14	1	13	4	0	100.00	10
8.	FEDULOV Igor	RUS	11	LW	6	6	4	3	2	9	22	18.18	13	3	2	2	0	0	0	6	1.00	3	0	0	0	0	12	1	11	46	45	50.55	19
9.	LEHTINEN Jere	FIN	20	RW	8	8	3	3	2	8	30	10.00	20	2	5	1	0	1	0	4	.50	2	0	0	0	0	18	4	14	0	2	0.00	15
10.	KOVALENKO Andrei	RUS	26	LW	6	6	3	2	3	8	23	13.04	11	4	5	1	0	1	0	2	.33	1	0	0	0	0	14	4	10	11	10	52.38	15
11.	BERGQVIST Jonas	SWE	18	LW	8	8	3	2	3	8	34	8.82	21	4	6	0	1	0	0	4	.50	2	0	0	0	0	14	6	8	3	4	42.86	8
12.	SHANAHAN Brendan	CAN	14	LW	8	6	4	3	0	7	30	13.33	17	5	4	1	0	1	0	6	1.00	3	0	0	0	0	9	3	6	15	9	62.50	9
13.	SAKIC Joe	CAN	19	CE	8	8	4	2	1	7	27	14.81	13	3	7	2	0	1	0	0	0.00	0	0	0	0	0	9	3	6	54	38	58.70	18
14.	JUTILA Timo	FIN	5	RD	8	8	3	4	0	7	26	11.54	14	6	3	0	1	0	0	6	.75	3	0	0	0	0	14	2	12	1	0	100.00	48
15.	ORLANDO Gaetano	ITA	17	CE	6	6	3	4	0	7	14	21.43	10	1	0	0	0	1	0	6	1.00	3	0	0	0	0	9	4	5	70	56	55.56	31
16.	ROBITAILLE Luc	CAN	20	LW	8	8	3	3	1	7	30	10.00	15	0	12	1	0	1	0	2	.25	1	0	0	0	0	9	3	6	0	2	0.00	20
17.	JANNEY Craig	USA	15	CE	8	7	2	3	2	7	9	22.22	4	1	2	2	0	0	0	0	0.00	0	0	0	0	0	9	9	0	75	61	55.15	7
18.	KAPANEN Sami	FIN	24	LW	8	8	4	2	0	6	27	14.81	14	5	4	0	0	1	0	0	0.00	0	0	0	0	0	13	2	11	0	3	0.00	21
19.	SANDERSON Geoff	CAN	8	CE	8	8	4	1	1	6	32	12.50	17	4	7	0	0	1	0	8	1.00	4	0	0	0	0	8	2	6	4	2	66.67	19
20.	BRIND'AMOUR Rod	CAN	17	CE	8	8	4	0	2	6	19	21.05	12	2	1	1	0	0	0	2	.25	1	0	0	0	0	11	3	8	64	52	55.17	37
21.	HANSSON Roger	SWE	11	LW	8	8	3	3	0	6	32	9.38	15	9	5	0	0	2	0	4	.50	2	0	0	0	1	10	7	3	0	0	0.00	5
22.	THOMAS Steve	CAN	23	RW	8	6	1	5	0	6	28	3.57	12	5	10	0	0	0	0	0	0.00	0	0	0	0	0	7	2	5	0	0	0.00	12
23.	HELMINEN Raimo	FIN	14	CE	8	8	1	1	4	6	9	11.11	6	2	0	1	0	0	0	0	0.00	0	0	0	0	0	14	4	10	79	53	59.85	18
24.	ARNOTT Jason	CAN	7	CE	8	8	0	4	2	6	28	0.00	16	8	4	0	0	0	0	10	1.25	5	0	0	0	0	13	2	11	57	50	53.27	30
25.	PELTONEN Ville	FIN	16	LW	8	8	4	1	0	5	34	11.76	21	5	4	1	0	0	0	4	.50	2	0	0	0	0	16	3	13	2	6	25.00	12
26.	KNUTSEN Espen	NOR	41	CE	6	6	3	2	0	5	15	20.00	7	2	3	0	1	0	0	0	0.00	0	0	0	0	0	7	10	-3	53	43	55.21	27
27.	SWEENEY Tim	USA	12	LW	8	8	3	2	0	5	17	17.65	9	2	3	1	0	1	0	0	0.00	0	0	0	0	0	8	16	-8	31	45	40.79	6
28.	JÖNSSON Jörgen	SWE	20	CE	8	7	3	1	1	5	17	17.65	7	2	5	0	0	0	0	4	.57	2	0	0	0	0	5	2	3	2	2	50.00	6
29.	BJAKIN Ilja	RUS	6	LD	6	6	2	3	0	5	27	7.41	16	5	4	0	1	2	0	2	.33	1	0	0	0	0	10	5	5	0	0	0.00	17
30.	NIEMINEN Mika	FIN	40	CE	8	8	2	2	1	5	24	8.33	15	2	5	1	0	0	0	2	.25	1	0	0	0	0	11	1	10	13	13	50.00	14
30.	KESKINEN Esa	FIN	9	CE	8	7	2	2	1	5	20	10.00	14	1	3	0	0	0	0	2	.29	1	0	0	0	0	11	1	10	61	65	48.41	13
32.	BERGLUND Charles	SWE	22	CE	8	8	2	2	1	5	21	9.52	14	1	4	0	0	0	0	2	.25	1	0	0	0	0	8	8	0	65	48	57.52	18
33.	VIRTA Hannu	FIN	23	RD	8	8	1	3	1	5	23	4.35	12	5	5	0	0	0	0	6	.75	3	0	0	0	0	19	3	16	0	0	0.00	27
34.	TOPATIGH Lucio	ITA	27	RW	6	6	4	0	0	4	17	23.53	4	1	8	1	0	1	0	8	1.33	4	0	0	0	0	8	2	6	0	1	0.00	21
35.	KUCERA Jiri	CZE	14	CE	6	6	4	0	0	4	16	25.00	6	1	5	2	1	1	0	0	0.00	0	0	0	0	0	5	4	1	54	70	43.55	10
36.	KALT Dieter	AUT	74	LW	6	6	4	0	0	4	15	26.67	3	3	5	2	0	0	0	0	0.00	0	0	0	0	0	5	7	-2	1	0	100.00	23
37.	YOUNG Scott	USA	23	RW	8	8	3	1	0	4	43	6.98	22	8	10	1	0	1	0	4	.50	2	0	0	0	0	11	8	3	7	4	63.64	21
38.	PODEIN Shjon	USA	13	LW	8	8	3	1	0	4	19	15.79	12	0	4	0	0	0	0	14	1.75	7	0	0	0	1	9	12	-3	15	18	45.45	24
39.	ZEMLICKA Richard	CZE	13	LW	6	6	3	0	1	4	18	16.67	9	2	4	0	0	0	0	6	1.00	3	0	0	0	1	5	4	1	2	4	33.33	9
40.	RUCINSKY Martin	CZE	24	LW	6	6	2	2	0	4	27	7.41	20	1	4	1	0	0	0	8	1.33	4	0	0	0	2	7	3	4	1	2	33.33	15
40.	DACKELL Andreas	SWE	12	RW	8	7	2	2	0	4	14	14.29	9	1	2	0	0	0	0	25	3.57	0	1	0	1	0	8	4	4	0	1	0.00	7
42.	FORSLUND Tomas	SWE	27	LW	8	5	2	2	0	4	9	22.22	6	0	1	0	0	1	0	4	.80	2	0	0	0	0	4	3	1	0	0	0.00	6
43.	JOHANSSON Mikael	SWE	26	CE	8	8	2	2	1	4	26	7.69	15	2	7	1	0	0	0	0	0.00	0	0	0	0	0	15	7	8	59	79	42.75	17
43.	STRÖMBERG Mika	FIN	26	RD	8	8	2	2	1	4	21	9.52	7	5	7	0	0	1	0	9	1.13	2	1	0	0	0	12	4	8	0	0	0.00	65
45.	IMMONEN Waltteri	FIN	7	LD	8	4	3	1	1	4	8	25.00	5	1	0	0	0	0	0	0	0.00	0	0	0	0	0	5	0	5	0	0	0.00	18
46.	RUUTTU Christian	FIN	22	CE	8	4	2	1	1	4	12	16.67	7	2	1	0	0	1	0	4	1.00	2	0	0	0	0	5	1	4	1	8	11.11	12
47.	EMERSON Nelson	CAN	18	CE	8	8	2	1	1	4	14	14.29	7	1	4	1	0	1	0	4	.50	2	0	0	0	0	5	2	3	2	6	25.00	15
48.	OJANEN Janne	FIN	8	CE	8	8	2	0	2	4	12	16.67	5	1	4	1	0	0	0	6	.75	3	0	0	0	1	7	1	6	43	51	45.74	12
49.	PAVLU Martin	ITA	28	RW	6	6	1	3	0	4	11	9.09	4	4	2	0	0	0	0	0	0.00	0	0	0	0	0	4	8	-4	2	2	50.00	28
50.	WEIGHT Doug	USA	9	CE	8	8	0	4	0	4	16	0.00	11	2	3	0	0	0	0	16	2.00	8	0	0	0	2	7	6	1	65	67	49.24	18

Cooptatner

Defensive Activity

Including Game No.:39

R	Family & Surname	Team	No	Po	GP	PI	G	A1	A2	PTS	DAC	BCH	SCH	BBL	SBL	PRE	PCL	LOP	PAP	PIM	AVG	2	5	10	GWP	GAP	POP	NEP	+/-	FO+	FO-	FO%
1.	STRÖMBERG Mika	FIN	26	RD	8	8	2	1	1	4	68	20	7	28	5	4	7	0	8	9	1.13	2	1	0	0	0	12	4	8	0	0	0.00
2.	ANDERSEN BÖE Carl	NOR	4	RD	6	6	0	1	0	1	55	8	7	23	3	9	12	1	6	8	1.33	4	0	0	0	2	8	3	5	0	0	0.00
3.	CHITARRONI Mario	ITA	24	CE	6	6	1	1	0	2	54	10	9	2	2	7	20	0	0	12	2.00	6	0	0	0	1	5	8	-3	63	58	52.07
4.	RICHARDSON Luke	CAN	22	LD	8	8	0	0	1	1	52	16	6	16	4	4	9	2	1	6	.75	3	0	0	0	0	8	3	5	0	0	0.00
5.	HILL Sean	USA	28	RD	8	8	0	0	2	2	52	8	8	16	12	7	11	6	4	6	.75	3	0	0	0	0	4	6	-2	0	0	0.00
6.	LAUKKANEN Janne	FIN	12	LD	8	8	0	2	1	3	50	8	6	27	7	4	5	3	4	6	.75	3	0	0	0	1	10	3	7	1	1	50.00
7.	SHEA Michael	AUT	24	LD	6	6	0	1	0	1	49	2	8	11	1	12	16	0	1	0	0.00	0	0	0	0	0	3	6	-3	0	0	0.00
8.	COOPER Stephen	GBR	5	LD	6	6	0	0	1	1	49	11	8	11	2	11	15	2	8	4	.67	2	0	0	0	0	5	14	-9	0	0	0.00
9.	JUTILA Timo	FIN	5	RD	8	8	3	4	0	7	48	9	4	17	5	6	12	2	5	6	.75	3	0	0	0	0	14	2	12	1	0	100.00
10.	SALSTEN Petter	NOR	2	RD	6	6	1	1	0	2	47	5	7	14	4	10	14	4	4	8	1.33	4	0	0	0	1	5	9	-4	0	0	0.00
11.	COTE Matthew	GBR	7	RW	6	6	0	0	0	0	47	9	4	13	13	4	10	2	5	8	1.33	4	0	0	0	2	1	12	-11	2	0	100.00
12.	CHAMBERS Shawn	USA	4	LD	8	8	0	1	2	3	47	9	6	19	9	8	10	5	11	4	.50	2	0	0	0	0	11	15	-4	0	0	0.00
13.	GÜNTNER Michael	AUT	32	LD	6	6	0	0	0	0	46	4	7	8	10	5	14	0	2	10	1.67	5	0	0	0	1	5	4	1	0	0	0.00
14.	ULANOV Igor	RUS	28	LD	6	6	1	0	0	1	45	15	4	8	2	14	7	3	2	20	3.33	5	0	1	0	0	5	4	1	0	0	0.00
15.	MORRIS Frank	GBR	24	CE	6	6	0	0	0	0	45	5	0	7	5	14	7	2	1	8	1.33	4	0	0	0	2	2	15	-13	4	4	50.00
16.	BEERS Bob	USA	3	RD	8	8	2	0	0	2	44	5	7	17	15	8	6	1	15	4	.50	2	0	0	0	1	12	16	-4	0	0	0.00
17.	JAKOBSEN Tommy	NOR	7	RD	6	5	0	0	0	0	43	4	7	11	11	8	11	4	2	8	1.60	4	0	0	0	1	3	6	-3	0	0	0.00
18.	SJÖDIN Tommy	SWE	2	RD	8	8	0	0	0	0	42	4	7	10	8	4	7	2	8	6	.75	3	0	0	0	1	9	7	2	0	0	0.00
19.	HOLAN Milos	CZE	4	LD	6	6	0	2	1	3	41	4	7	22	2	2	8	0	5	8	1.33	4	0	0	0	0	7	8	-1	0	0	0.00
20.	CIRCELLI Anthony	ITA	25	RD	6	6	2	0	0	2	41	3	2	8	9	10	15	2	5	2	.33	1	0	0	0	0	8	8	0	0	0	0.00
21.	BLAKE Rob	CAN	4	LD	8	8	0	1	1	2	40	12	2	12	6	4	8	3	1	6	.75	3	0	0	0	1	8	4	4	1	0	100.00
22.	GULDA Peter	GER	8	LD	5	5	0	2	0	2	39	9	3	9	2	13	4	0	1	2	.40	1	0	0	0	0	4	3	1	0	0	0.00
23.	DE ANGELIS Michael	ITA	37	LD	6	6	0	3	0	3	39	0	9	6	1	11	14	1	1	0	0.00	0	0	0	0	0	8	4	4	0	1	0.00
24.	NEATON Pat	USA	6	LD	8	8	2	0	0	2	39	10	10	20	1	1	6	4	6	12	1.50	6	0	0	0	0	5	10	-5	0	0	0.00
25.	WOLANIN Craig	USA	2	LD	8	8	2	1	0	3	39	8	9	25	5	4	15	15	12	4	.50	2	0	0	0	2	7	14	-7	0	0	0.00
26.	YUSKEVICH Dmitri	RUS	2	RD	6	6	1	1	1	3	38	7	8	7	2	11	8	2	3	12	2.00	6	0	0	0	0	10	4	6	0	0	0.00
27.	MEYER Jayson	GER	35	RD	5	5	1	0	0	1	38	4	1	7	1	15	9	1	2	6	1.20	3	0	0	0	0	2	5	-3	0	0	0.00
28.	HOHENBERGER Herber	AUT	30	LD	6	6	1	1	1	3	38	7	4	10	1	9	11	2	2	12	2.00	6	0	0	0	0	5	11	-6	0	0	0.00
29.	BREBENT Richard	GBR	13	CE	6	6	1	0	0	1	38	7	3	5	1	7	12	0	2	8	1.33	4	0	0	0	1	4	13	-9	42	60	41.18
30.	DOLLAS Bobby	CAN	2	LD	8	8	0	0	1	1	37	3	5	11	6	3	10	0	1	4	.50	2	0	0	0	0	12	1	11	0	0	0.00
31.	BRIND'AMOUR Rod	CAN	17	CE	8	8	4	0	2	6	37	2	6	6	3	11	5	3	0	2	.25	1	0	0	0	0	11	3	8	64	52	55.17
32.	IOVIO Emilio	ITA	9	LW	6	6	1	0	0	1	37	1	4	7	0	9	14	2	1	4	.67	2	0	0	0	0	5	5	0	1	7	12.50
33.	MAYR Jörg	GER	6	RD	5	5	0	0	0	0	37	10	3	8	3	8	8	2	2	2	.40	1	0	0	0	0	3	7	-4	0	0	0.00
34.	SYDOR Darryl	CAN	25	LD	8	8	0	1	0	1	36	2	7	12	3	5	10	1	2	4	.50	2	0	0	0	0	12	3	9	0	0	0.00
35.	MECIAR Stanislav	CZE	27	RD	6	6	0	0	0	0	35	2	9	16	11	1	5	5	4	4	.67	2	0	0	0	0	5	5	0	0	0	0.00
36.	STILLMAN Fredrik	SWE	14	LD	8	8	1	1	0	2	35	0	9	14	13	5	5	4	7	0	0.00	0	0	0	0	0	8	6	2	1	0	100.00
37.	OBERRAUCH Robert	ITA	4	LD	6	6	0	1	0	1	35	5	5	4	2	14	22	10	7	8	1.33	4	0	0	0	1	7	6	1	0	0	0.00
38.	BURTON James	AUT	6	LD	6	6	1	2	0	3	35	2	1	6	3	14	12	3	0	0	0.00	0	0	0	0	0	8	9	-1	0	0	0.00
39.	SHENDELEV Sergei	RUS	22	LD	6	6	1	1	0	2	34	2	5	11	3	10	6	4	0	8	1.33	4	0	0	0	1	15	3	12	0	0	0.00
40.	DE GAETANO Philip	ITA	3	RD	6	6	0	0	1	1	34	3	2	9	2	9	14	1	4	4	.67	2	0	0	0	0	7	5	2	0	0	0.00
41.	PUSNIK Andreas	AUT	7	LW	6	6	0	2	1	3	34	3	1	8	6	9	7	2	0	2	.33	1	0	0	0	0	6	7	-1	53	68	43.80
42.	ULRICH Martin	AUT	47	LD	6	6	0	0	0	0	33	7	2	7	0	11	12	2	4	2	.33	1	0	0	0	0	5	5	0	0	1	0.00
43.	NASHEIM Richard	AUT	16	LW	6	6	1	0	0	1	33	3	2	6	0	8	13	0	0	4	.67	2	0	0	0	0	5	6	-1	0	1	0.00
44.	DOYLE Robin	AUT	29	LW	6	6	1	1	0	2	33	0	4	5	2	11	6	0	2	2	.33	1	0	0	0	0	3	7	-4	19	24	44.19
45.	SCERBAN Bedrich	CZE	6	RD	6	6	0	0	0	0	33	2	5	19	3	2	7	1	5	4	.67	2	0	0	0	1	4	7	-3	0	0	0.00
46.	MCEWEN Douglas	GBR	10	CE	6	6	1	2	0	3	33	5	3	1	3	14	8	0	3	0	0.00	0	0	0	0	0	5	17	-12	3	4	42.86
47.	FIGLIUZZI Stefan	ITA	91	CE	6	6	3	0	0	3	32	2	6	5	2	11	4	0	1	10	1.67	5	0	0	0	2	4	7	-3	47	39	54.65
48.	HOPE Shannon	GBR	6	LD	6	6	0	1	0	1	32	7	4	11	4	5	10	2	7	14	2.33	7	0	0	0	3	4	14	-10	0	2	0.00
49.	RACINE Yves	CAN	33	LD	8	8	1	2	0	3	31	8	8	10	0	6	6	3	4	8	1.00	4	0	0	0	0	12	2	10	0	0	0.00
50.	ZHITNIK Alexei	RUS	4	LD	6	6	1	0	0	1	31	12	7	7	0	10	4	3	6	8	1.33	4	0	0	0	0	6	2	4	0	0	0.00

Gestetner

Goalkeepers

Including Game No.:39

R	Family & Surname	Team	No	GP	PI	MIP	MIP%	SOG	GA	SVS	SVS%	GAA	GKC	PIM	AVG	2	5	10	GWP	SHGA	SO
1.	SHTALENKOV Mikhail	RUS	1	6	6	296.16	82.48	130	5	125	96.15	1.01	3.88	0	0.00	0	0	0	0	3	2
2.	RANFORD Bill	CAN	30	8	6	360.00	75.00	159	7	152	95.60	1.17	5.14	0	0.00	0	0	0	0	3	1
3.	MYLLYS Jarmo	FIN	35	8	7	400.00	83.33	156	9	147	94.23	1.35	7.79	2	.29	1	0	0	0	2	3
4.	PUSCHACHER Michael	AUT	23	6	5	270.73	75.34	161	12	149	92.55	2.65	19.74	2	.40	1	0	0	0	1	1
5.	NORDSTRÖM Roger	SWE	30	8	5	300.00	62.50	91	11	80	87.91	2.20	26.59	0	0.00	0	0	0	0	2	1
6.	HEBERT Guy	USA	1	8	6	300.00	62.50	194	18	176	90.72	3.60	33.40	0	0.00	0	0	0	0	5	0
7.	HEISS Joseph	GER	30	5	3	179.20	59.78	61	8	53	86.89	2.68	35.13	0	0.00	0	0	0	0	2	0
8.	ROSATI Michael	ITA	34	6	4	240.00	66.67	139	14	125	89.93	3.50	35.24	0	0.00	0	0	0	0	4	0
9.	MERK Klaus	GER	27	5	2	120.00	40.00	48	6	42	87.50	3.00	37.50	0	0.00	0	0	0	0	2	1
10.	MARTHINSEN Jim	NOR	30	6	5	289.28	80.41	149	18	131	87.92	3.73	45.85	0	0.00	0	0	0	0	7	0
11.	YLÖNEN Petri	FRA	29	5	5	263.50	87.94	159	18	141	88.68	4.09	46.29	0	0.00	0	0	0	0	5	0
12.	BRIZA Petr	CZE	1	6	4	239.30	66.53	128	16	112	87.50	4.01	50.12	0	0.00	0	0	0	0	3	0
	SHIRGAZIEV Albert	RUS	30	6	3	22.32	6.26	6	0	6	100.00	0.00	0.00	0	0.00	0	0	0	0	0	2
	TAMMI Jukka	FIN	30	8	2	80.00	16.67	27	1	26	96.30	.75	2.77	0	0.00	0	0	0	0	1	1
	FISET Stephane	CAN	31	8	2	120.00	25.00	48	3	45	93.75	1.50	9.37	0	0.00	0	0	0	0	0	0
	TUREK Roman	CZE	2	6	2	120.00	33.33	37	4	33	89.19	2.00	21.62	0	0.00	0	0	0	0	0	0
	DELFINO David	ITA	33	6	2	120.00	33.33	75	8	67	89.33	4.00	42.68	0	0.00	0	0	0	0	3	0
	SALO Tommy	SWE	35	8	3	180.00	37.50	69	10	59	85.51	3.33	48.25	0	0.00	0	0	0	0	1	0
	KUNTAR Les	USA	30	8	4	134.38	28.05	82	11	71	86.59	4.90	65.70	0	0.00	0	0	0	0	3	0
	SCHISTAD Robert	NOR	1	6	2	70.32	19.59	32	5	27	84.38	4.25	66.38	0	0.00	0	0	0	0	3	0
	IVANNIKOV Valeri	RUS	20	6	2	39.32	10.98	19	4	15	78.95	6.07	127.77	0	0.00	0	0	0	0	1	0
	LITTMAN David	USA	29	8	1	45.22	9.45	33	6	27	81.82	7.94	144.34	0	0.00	0	0	0	0	3	0
	MCKAY Martin	GBR	30	6	3	117.12	32.56	60	14	46	76.67	7.17	167.27	2	.67	1	0	0	0	4	0
	SUTTNIG Michael	AUT	1	6	2	87.00	24.17	59	12	47	79.66	8.28	168.41	0	0.00	0	0	0	0	2	0
	HANSON Moray	GBR	29	6	3	136.82	38.16	75	17	58	77.33	7.43	168.43	0	0.00	0	0	0	0	3	0
	MCCRONE John	GBR	1	6	3	104.82	29.27	75	18	57	76.00	10.25	246.00	0	0.00	0	0	0	0	4	0
	VALLIERE Michel	FRA	31	5	1	36.10	12.06	17	6	11	64.71	9.95	351.13	0	0.00	0	0	0	0	0	0

	SELIGER Marc	GER	40	5																	
	CAMPESE Bruno	ITA	30	6																	
	DALPIAZ Claus	AUT	31	6																	
	KUIVALAINEN Pasi	FIN	1	8																	
	STORR Jamie	CAN	1	8																	
	LHENRY Fabrice	FRA	30	5																	
	ALLMAN Steve	NOR	35	6																	
	BIEGL Radek	CZE	30	6																	
	HEDBERG Johan	SWE	1	8																	

Most Fair Players

Including Game No.:39

R	Family & Surname	Team	No	Po	GP	PI	2	5	10	GMP	PIM	AVG	GAP	G	A	PTS	+/-	DAC
1.	SAKIC Joe	CAN	19	CE	8	8	0	0	0	0	0	0.00	0	4	3	7	6	18
2.	KAPANEN Sami	FIN	24	LW	8	8	0	0	0	0	0	0.00	0	4	2	6	11	21
2.	HELMINEN Raimo	FIN	14	CE	8	8	0	0	0	0	0	0.00	0	1	5	6	10	18
4.	SWEENEY Tim	USA	12	LW	8	8	0	0	0	0	0	0.00	0	3	2	5	-8	6
5.	JOHANSSON Mikael	SWE	26	CE	8	8	0	0	0	0	0	0.00	0	2	2	4	8	17
6.	STILLMAN Fredrik	SWE	14	LD	8	8	0	0	0	0	0	0.00	0	1	1	2	2	35
6.	MCSWEEN Don	USA	24	RD	8	8	0	0	0	0	0	0.00	0	1	1	2	-2	27
6.	ANDERSSON Mikael	SWE	23	RW	8	8	0	0	0	0	0	0.00	0	2	0	2	4	14
9.	JANNEY Craig	USA	15	CE	8	7	0	0	0	0	0	0.00	0	2	5	7	0	7
10.	THOMAS Steve	CAN	23	RW	8	6	0	0	0	0	0	0.00	0	1	5	6	5	12
11.	KNUTSEN Espen	NOR	41	CE	6	6	0	0	0	0	0	0.00	0	3	2	5	-3	27
12.	PAVLU Martin	ITA	28	RW	6	6	0	0	0	0	0	0.00	0	1	3	4	-4	28
12.	KUCERA Jiri	CZE	14	CE	6	6	0	0	0	0	0	0.00	0	4	0	4	1	10
12.	KALT Dieter	AUT	74	LW	6	6	0	0	0	0	0	0.00	0	4	0	4	-2	23
15.	DE ANGELIS Michael	ITA	37	LD	6	6	0	0	0	0	0	0.00	0	0	3	3	4	39
15.	MCEWEN Douglas	GBR	10	CE	6	6	0	0	0	0	0	0.00	0	1	2	3	-12	33
15.	BURTON James	AUT	6	LD	6	6	0	0	0	0	0	0.00	0	1	2	3	-1	35
15.	BERANEK Josef	CZE	29	CE	6	6	0	0	0	0	0	0.00	0	1	2	3	2	8
19.	BARLIE Vegar	NOR	11	RW	6	6	0	0	0	0	0	0.00	0	1	1	2	-4	16
19.	KADLEC Drahomir	CZE	5	RD	6	6	0	0	0	0	0	0.00	0	1	1	2	-1	7
19.	RATH Marius	NOR	37	LW	6	6	0	0	0	0	0	0.00	0	2	0	2	1	9
19.	KASTAK Kamil	CZE	12	LW	6	6	0	0	0	0	0	0.00	0	1	1	2	-4	11
19.	JANECKY Otakar	CZE	20	RW	6	6	0	0	0	0	0	0.00	0	0	2	2	0	10
24.	HORAK Roman	CZE	23	CE	6	6	0	0	0	0	0	0.00	0	0	1	1	1	8
24.	DUCHESNE Steve	CAN	28	RD	8	6	0	0	0	0	0	0.00	0	0	1	1	1	27

Gestetner

Most Penalized Players

Including Game No.:39

R	Family & Surname	Team	No	Po	GP	PI	2	5	10	GMP	PIM	AVG	GAP	G	A	PTS	+/-	DAG	
1.	BENDA Jan	GER	32	RW	5	5	2	0	0	1	24	4.80	0	0	0	0	-4	15	
2.	KOZLOV Viatcheslav	RUS	18	LW	6	1	2	0	0	0	4	4.00	0	0	0	0	0	2	
3.	LILLEY John	USA	19	RW	8	8	7	1	1	0	29	3.63	4	1	0	1	0	9	
4.	PAJONKOWSKI Franck	FRA	32	CE	5	5	4	0	1	0	18	3.60	0	1	1	2	-4	10	
5.	DACKELL Andreas	SWE	12	RW	8	7	0	1	0	1	25	3.57	0	2	2	4	4	7	
6.	ULANOV Igor	RUS	28	LD	6	6	5	0	1	0	20	3.33	0	1	0	1	1	45	
7.	VILLE Christophe	FRA	21	CE	5	3	4	0	0	0	8	2.67	1	0	1	1	1	7	
8.	O'CONNER Michael	GBR	3	LD	6	6	7	0	0	0	14	2.33	1	0	0	0	-9	20	
8.	HOPE Shannon	GBR	6	LD	6	6	7	0	0	0	14	2.33	3	0	1	1	-10	32	
8.	COMPLOI Georg	ITA	20	RD	6	6	7	0	0	0	14	2.33	0	0	0	0	-6	25	
11.	KAMENSKY Valeri	RUS	13	RW	6	6	1	0	1	0	12	2.00	0	5	5	10	12	16	
11.	CHITARRONI Mario	ITA	24	CE	6	6	6	0	0	0	12	2.00	1	1	1	2	-3	54	
11.	LEMOINE Jean-Phili	FRA	16	LD	5	4	4	0	0	0	8	2.00	1	0	0	0	-5	22	
11.	HOHENBERGER Herber	AUT	30	LD	6	6	6	0	0	0	12	2.00	0	1	2	3	-6	38	
11.	YUSKEVICH Dmitri	RUS	2	RD	6	6	6	0	0	0	12	2.00	0	1	2	3	6	38	
11.	RAUCHENWALD Gerald	AUT	9	LW	6	6	6	0	0	0	12	2.00	2	1	0	1	-5	27	
11.	WEIGHT Doug	USA	9	CE	8	8	8	0	0	0	16	2.00	2	0	4	4	1	18	
18.	LARSSON Jan	SWE	17	CE	8	8	2	0	1	0	14	1.75	0	0	2	2	3	17	
18.	SACCO Joe	USA	10	RW	8	8	7	0	0	0	14	1.75	3	0	1	1	-9	11	
18.	PODEIN Shjon	USA	13	LW	8	8	7	0	0	0	14	1.75	1	3	1	4	-3	24	
21.	DOLEZAL Jiri	CZE	26	LW	6	6	0	0	1	0	10	1.67	0	2	1	3	0	21	
21.	FIGLIUZZI Stefan	ITA	91	CE	6	6	5	0	0	0	10	1.67	2	3	0	3	-3	32	
21.	GÜNTNER Michael	AUT	32	LD	6	6	5	0	0	0	10	1.67	1	0	0	0	1	46	
24.	EVTUSHEVSKI Gregor	GER	9	RW	5	5	4	0	0	0	8	1.60	0	1	1	2	1	17	
24.	MALO Andre	GBR	27	LD	6	5	4	0	0	0	8	1.60	0	0	0	0	-12	28	
	LINDSAY Bill	USA	21	LW	8	5	1	0	0	0	2	.40	1	3	1	4	3	4	*ADC*

Penalty Statistics (Caused by / against)

Including Game 39

Offence	Caused by CAN	SWE	RUS	FIN	GER	USA	CZE	AUT	FRA	ITA	NOR	GBR	Caused against CAN	SWE	RUS	FIN	GER	USA	CZE	AUT	FRA	ITA	NOR	GBR	Sum
ABUSE																									
ADJUST																									
AT-INJ																									
AT-KICK																									
ALTERC																									
BENCH				1		1									1							1			2
BOARD	2					2				1	1			2	1		3		1				1		8
BRO-ST										1		2		1											1
BUTT-E																									
CHARGE	2	2	2	3		2	1	3	1	1				1	1	1	4	4	3				2	1	17
CROSS	6	4	1	3	2	4	2	2	2	5	2	3		6	3	6	2	3	3	2	2	2	4	3	36
DANG-E																									
DELAY				1			1	3				2	2				1	1				1	1	1	7
DEL-INJ																									
DISPL-N																									
ELBOW			4			2		1	1	3		2	1	3	1	1	1	1				2	1	2	13
EXC-R				1		1										1		1							2
FAL-P																									
FIST																									
FO																									
GA-MISC		1			1										1				1						2
GR-MISC																									
HAND-P																									
HI-ST	2	3	7	4	2	1	2		1	5	1	8	2	3	4		2	4	2	3	2	6	4	4	36
HOLD	6	6	8	8	6	6	4	15	6	10	10	8	17	6	10	6	10	9	5	5	6	7	3	9	93
HOOK	6	5	10	7	1	8	4	2	6	12	8	12	9	8	11	9	8	7	6	5	2	8	4	4	81
ILL-EQ																									
ILL-ST																									
INTERF	5	3	6	6	6	5	3	1	4	4	6	5	8	3	4	6	3	6	4	7	1	2	5	5	54
INTER-SP																									
KICK																									
KNEE																									
L-PLB																									
L-PEB																									
MATCH																									
MISC		1	3			1	1		1				2			2		2						1	7
MOLEST																									
OBS-L																									
OTHER																									
PEN-S																									
PUCK-FR																									
PUCK-H						2									1				1						2
PUCK-OUT																									
REFUSE																									
ROUGH	8	6	6	4	5	11	1	6	6	3	5	6	3	10	7	6	7	3	5	3	7	6	5	5	67
SLASH	5	2	5	2		11	1	4	2	1	1	3	2	2	5	5	5	5	2		2	3	4	2	37
SPEAR		1																1							1
START-L																									
TOO-M					1	1						1	1		1						1				3
THRO-P																									
THRO-ST																									
TRIP	2	2	3	1	4	3	5	2	2	2	2	2	5	4	2	2	3	1	2	5	1		3	2	30
UNSPORT		1		1	1	1				1						1		1		1		2			5
Sum	44	37	55	42	29	62	25	39	34	48	35	54	52	49	52	47	49	49	34	31	25	40	37	39	504

Penalty Distribution

Including Game 39

Offence	Minute 1	2	3	4	5	6	7	8	9	10	11	12	13	14	15	16	17	18	19	20	sum
ABUSE																					
ADJUST																					
AT-INJ																					
AT-KICK																					
ALTERC																					
BENCH													1								1
BOARD			1												1						2
BRO-ST																					
BUTT-E																					
CHARGE		1			1		2		3												7
CROSS	1	1	1	2		2		1				2	1		1	1	1	3			17
DANG-E																					
DELAY							1						1	1						1	4
DEL-INJ																					
DISPL-N																					
ELBOW		1							1						1	1				1	5
EXC-R																					
FAL-P																					
FIST																					
FO																					
GA-MISC																					
GR-MISC																					
HAND-P																					
HI-ST					2					1	1					1	1				6
HOLD		1	2	2	2	1	2	3	3	3	1		1	1	1			4	1		28
HOOK	1	3	1	1	2	4		2		1	1	2	1	1		5	3	1	1	1	31
ILL-EQ																					
ILL-ST																					
INTERF			2	1	1	1	1	1	3	2	1	1	2	3	1	1	1	1	2	1	26
INTER-SP																					
KICK																					
KNEE																					
L-PLB																					
L-PEB																					
MATCH																					
MISC				2									1								3
MOLEST																					
OBS-L																					
OTHER																					
PEN-S																					
PUCK-FR																					
PUCK-H	1																				1
PUCK-OUT																					
REFUSE																					
ROUGH	2		3				2	1			1		1	1	1	1	1		1	3	17
SLASH			1		3	1		2			1	1	2	2		1	2	1			17
SPEAR				1																	1
START-L																					
TOO-M									1												1
THRO-P																					
THRO-ST																					
TRIP	1	1	2				1						1	1			1	1	1		10
UNSPORT																					
Sum	6	5	12	9	10	11	8	10	9	10	6	6	6	12	9	10	8	7	11	12	177

Offence	1	2	3	4	5	6	7	8	9	10	11	12	13	14	15	16	17	18	19	20	sum
ABUSE																					
ADJUST																					
AT-INJ																					
AT-KICK																					
ALTERC																					
BENCH																					1
BOARD																				1	1
BRO-ST															2			1	1		4
BUTT-E															1						1
CHARGE																	1				4
CROSS			2		1										1	2	1				9
DANG-E																					
DELAY																					2
DEL-INJ																					
DISPL-N																					
ELBOW																					
EXC-R	1																				3
FAL-P																					2
FIST																					
FO																					
GA-MISC																					
GR-MISC																					
HAND-P																					
HI-ST																					
HOLD		1	2	1			1		1		3				1	1	2			2	15
HOOK	2	1	1	1	2	2	4	2	1	1	1	2	1		1	3	2	2	3	2	33
ILL-EQ				1	2	1		1	2			2		1	4	3			1	2	22
ILL-ST																					
INTERF							1	1	1		1										5
INTER-SP																					
KICK																					
KNEE																					
L-PLB																					
L-PEB																					
MATCH																					
MISC																					
MOLEST													1						1		2
OBS-L																					
OTHER																					
PEN-S																					
PUCK-FR																					
PUCK-H																					
PUCK-OUT													1								1
REFUSE																					
ROUGH	2		2	1	3	3	1		2		1	1	1	1	3	1	3	3	9		37
SLASH			1	2				1		1	2		1	1	1	2	1				12
SPEAR																					
START-L																					
TOO-M				1																	2
THRO-P																					
THRO-ST																					
TRIP			1					1		1	2	1	1			1	2	1			11
UNSPORT													1					2			3
Sum	3	4	3	8	7	7	10	6	7	5	11	10	9	10	13	8	11	10	9	18	169

Penalties by Referees

Including Game 39

Game	ABUSE	ADJUST	AT-INJ	AT-KICK	ALTERC	BENCH	BOARD	BRO-ST	BUTT-E	CHARGE	CROSS	DANG-E	DELAY	DEL-INJ	DISPL-N	ELBOW	EXC-R	FAL-P	FIST	FO	GA-MISC	GR-MISC	HAND-P	HI-ST	HOLD	HOOK	ILL-EQ	ILL-ST	INTERF	INTER-SP	KICK	KNEE	L-PLB	L-PEB	MATCH	MISC	MOLEST	OBS-L	OTHER	PEN-S	PUCK-FR	PUCK-H	PUCK-OUT	REFUSE	ROUGH	SLASH	SPEAR	START-L	TOO-M	THRO-P	THRO-ST	TRIP	UNSPORT	Referee
SWE-NOR										2														1	1	1		3																										Moor
ITA-CAN											1				1									3	3	4		1																									1	Danko, Anton
FIN-CZE																								1	1	2																			1	1						1	Simonds/CAN
AUT-GER										3	1	1												1	6	1		2																									Grundström, J.
FRA-USA											1													1	2	1																											Galinovsky/RUS
GBR-RUS							1				1				1									6		4		2						1																			Mäkelä, Seppo
CAN-AUT													1												5			1																									Rejthar
CZE-FRA										1															3	1		1																									Lichtnecker
GBR-GER											1														2	3		2																									Myrphy, D.
USA-NOR											1													1	2	1		4																									Stenico,R./ITA
RUS-ITA															1									2	5	9		2																									Rejthar, F.
SWE-FIN										1															3	3		1																									Galinovsky/RUS
CZE-USA							1			3	2													1	1	2																											Moor,R./SUI
CAN-GER							2				1													1	2	2		2																									Mäkelä, S.
FRA-SWE							1	1			2				1					1					2	1		1																									Stenico,R./ITA
AUT-RUS																								1	4			1																									Murphy, D.
NOR-FIN					1						4													1	1	4																											Simonds,B./CAN
ITA-GBR							1			1	2		1		1									3	3	2		2																									Danko, A.
FRA-FIN											1													2	2	2		2																									Moor,R./SUI
GER-RUS										1	1				1					1				2	2	3		2																									Danko, A.
CZE-NOR																									5	4																									Lichtnecker/GE
CAN-GBR																								2	4	2																									Rejthar, F.
USA-SWE											1													1	1	4																									Simmonds,B./CA
ITA-AUT																									3	3		1																									Mäkelä, S.
NOR-FRA							1																	1	4			1																									Galinovsky/RUS
ITA-GER											1	1			1	2									1	4		2																									Murphy, D.
USA-FIN										1	1														6	2		2																									Lichtnecker/GE
RUS-CAN											3													2	1	2																									Grundström, J.
SWE-CZE											1	1			1									1	3	2		2																									Simmonds,B./GB
GBR-AUT										1					2										1	3		1																									Danko, A.
RUS-USA											2				2									1	1	1																									Makela
SWE-ITA													1											1	1			5																									Simmonds/CAN
CAN-CZE											1													1	1			2																									Grundström/SWE
FIN-AUT											1	1			1									2	4	1		2																									Danko/SVK
GBR-NOR					1					2															4			3																									Murphy/USA
FIN-USA											1															1																									Grundström/SWE
SWE-CAN											2														5	1		1																									Danko/SVK
SWE-USA											1														1	2		2																									Rejthar/CZE
FIN-CAN											2														2	1		2																									Danko/SVK

Confidential